



SOUTH CENTRAL REGIONAL COUNCIL OF GOVERNMENTS

Bethany Branford East Haven Guilford Hamden Madison Meriden Milford
New Haven North Branford North Haven Orange Wallingford West Haven Woodbridge

Meeting Notice & Agenda
South Central Regional MPO and COG
Wednesday April 24, 2024 – 10:00 A.M.

This is a hybrid meeting with in-person attendance at the SCRCOG Office and remote access via Zoom.

Office Location: 127 Washington Avenue, 4th Floor West, North Haven, CT 06473

Join Zoom Meeting: https://us02web.zoom.us/j/86302826371

Call-In Number: +1-929-205-6099 / Meeting ID: 863 0282 6371

- 1 Presentation: 2024 Regional Comprehensive Economic Development Strategy (CEDS) Update- Ginny Kozlowski and Barbara Malmberg, REX Development
2 Call to Order and Introductions
3 Adopt Minutes of March 27,2024 SCRCOG Meeting (motion) Pages 2-6
4 Treasurer’s Report for month ending March 31, 2024 Pages 7-9
5 MPO Business
a) 2021-2024 Transportation Improvement Program Amendment Thirty Five (motion) Pages 10-14
b) 2025-2028 Transportation Improvement Program - Attached Pages 15-20
a) Ozone Air Quality Conformity Resolution (motion)
b) PM 2.5 Air Quality Conformity Resolution (motion)
c) 2025-2028 TIP Resolution (motion)
c) Deputy Director/Director of Transportation Report
d) Transportation Staff Report
e) Greater New Haven Transit District Report
6 Presentation: A Shared Vision To Reduce The Incarceration Rate While Making Communities Safer And Stronger- Charles Grady, FBI Public Relations and Ronnell Higgins, Commissioner of Emergency Services and Public Protection
7 COG Business
a) FY 2023-24 Budget Revision #6 (motion) Pages 21-23
b) Resolution Authorizing the Executive Director to amend agreement with Brian Miller for FY 2023-24 Regionals Services Grant-funded Consultant Services Page 24
c) Executive Director’s Report
d) Regional Planning Staff Report
e) Regional Planning Commission April Action Table
f) Sustainable CT Update
g) REX Development Report
h) Congressional Reports
i) State Legislative Reports – CCM, COST
j) DEMHS Report
8 Regional Cooperation/ Other Business
9 Adjournment

Agenda and attachments for this meeting are available on our website at www.scrcog.org. Please contact SCRCOG for copy of agenda in a language other than English. Auxiliary aids/services and limited English proficiency translators will be provided with two weeks’ notice.

“Necesidades especiales: a las personas con discapacidad auditiva se les proveerá con medios auditivos y/o intérpretes de signos. Igualmente intérpretes para personas que hablan poco inglés, pero será preciso avisar con dos semanas de antelación. Se puede solicitar la agenda en otro idioma que no sea inglés comunicándose con SCRCOG”.



SOUTH CENTRAL REGIONAL COUNCIL OF GOVERNMENTS
Planning for Our Region's Future

Bethany Branford East Haven Guilford Hamden Madison Meriden Milford
New Haven North Branford North Haven Orange Wallingford West Haven Woodbridge

Carl J. Amento, Executive Director

TO: **SCRCOG Board Members**
FROM: **Mayor Lauren Garrett, *Secretary***
DATE: **April 17, 2024**
SUBJECT: **SCRCOG Board Meeting Minutes of March 27, 2024**

Present:

Bethany	First Selectwoman Paula Cofrancesco, <i>Chair</i>
East Haven	Mayor Joseph Carfora
Guilford	First Selectman Matthew Hoey
Hamden	Mayor Lauren Garrett, <i>Secretary</i>
Madison	First Selectwoman Peggy Lyons, <i>Vice Chair</i>
Meriden	Acting City Manager Emily Holland
North Branford	Town Manager Michael Downes
North Haven	First Selectman Michael Freda
Orange	First Selectman James Zeoli, <i>Immediate Past Chair</i>
West Haven	Mayor Dorinda Borer, <i>Treasurer</i>
Woodbridge	First Selectman Mica Cardozo

SCRCOG Staff Carl Amento, Laura Francis, Christopher Rappa, James Rode, Stephanie Camp, Gabriel Filer, Tatum Thomas, Joan Paglinco, Amealia Maynard

Guests:

Ginny Kozlowski, *REX Development*; Jen Pacacha, *CT Department of Transportation*; Mario Marrero, *Greater New Haven Transit District*; Al Carbone and Mike Anderson, *Avangrid*; Pamela Roach, *SCRCOG Solid Waste & Recycling Consultant*, Nicole Velardi, *DEMHS*; Mike Muszynski, *CCM*; Cori Haas; *Town of Wallingford*; David Fink, *SCRCOG Housing Consultant*; Sarah Bromley, *All In For Milford*; Betsy Gara, *COST*; Joseline Tlacomulco, *City of New Haven*

NOTE: The March SCRCOG Board meeting was a hybrid meeting

1. Call to order and Introductions

Chair Cofrancesco called the meeting to order at 10:06 a.m. All present introduced themselves.

2. Adopt Minutes of February 28, 2024 SCRCOG Meeting (motion)

Chair Cofrancesco referred to the minutes of the SCRCOG Meeting February 28, 2024, which were included in the agenda packet. Mayor Garrett moved for approval and the motion was seconded by First Selectwoman Lyons. The motion passed unanimously.

3. Treasurer's Report for month ending February 29, 2024 (acceptance)

First Selectwoman Lyons reported that there is \$2.72 million in total assets of which \$1.4 million is in cash and investments. There is \$321,000 due from the Connecticut Department of Transportation (CTDOT) and \$60,000 due from the Connecticut Division of Emergency Management and Homeland

Security (DEMHS). All expenses appear to be appropriate for a one-month period. Mayor Garrett made a motion to approve. First Selectman Hoey seconded. The motion passed unanimously.

4. **Presentation: “Our Housing Problems – What We Must Do to Solve Them – David Fink, SCRCOG Housing Consultant**

David Fink gave a presentation on four areas of the affordable housing issue: how the recent housing effort began, what has been done since its commencement, the current housing situation, and what will be done in the upcoming year. David referred to a handout, “Housing in Connecticut: The Basics”. There were recent tours of mixed income housing in four different locations. David shared a video that showed different housing configurations. Furthermore, a tour was provided to agencies in the region that offered services to homeless individuals and families. David advised that Connecticut has the sixth highest median housing cost in the nation. In the past year, home prices have increased 60%, rental prices increased 20%, and homelessness has increased by 13%. David told the Board there will be Working Group meetings continuing with presentations by and discussions with planners and CEOs. Deputy Director Francis noted that the Connecticut Commissioner of Housing has pledged technical assistance to towns who have interest in creating affordable housing. David Fink advised there are two major housing bills under consideration in the legislature. The first bill gives municipalities priority funding of state discretionary grants if they create higher density housing within ½ mile of a rail station. The second bill provides tax credits for developers who convert commercial properties into housing. Both bills are expected to pass.

5. **MPO Business**

a. **Resolution to Approve FY 2021-2024 Transportation Improvement Program Amendment Thirty-Four (motion)**

Deputy Director Francis referred to the resolution found in the agenda packet. First Selectman Hoey made a motion on behalf of Transportation Committee Chair Cosgrove. First Selectman Cardozo seconded the motion. The motion passed unanimously. Francis also mentioned the collapse of the Francis Scott Key bridge in Baltimore and noted that it should serve as a reminder of how important our work at SCRCOG is.

b. **Deputy Director/Director of Transportation Report**

Deputy Director Francis referred to the Transportation Studies Status Report of all town and regional studies underway. Francis also mentioned there will be solicitations to serve on the Transportation Technical Advisory Committee. Gabriel Filer will be distributing to the member municipalities grant applications for the Active Transportation Micro grant.

c. **Transportation Staff Report**

Gabriel Filer announced that he will be resigning as Transportation Project Manager from SCRCOG on April 19. He thanked the Board for allowing him to serve the region and felt honored to have worked for SCRCOG. Principal Transportation Planner Jim Rode reported on the LOTCIP program noting that at the end of the 3rd quarter several projects have been received and are underway. Jim also announced that the draft Transportation Improvement Program FY 2025-2028 has been published on the SCRCOG website. There will be a public comment meeting regarding the TIP program on April 10th. GIS/Data Manager Tatum Thomas delivered a Lunch-N-Learn to the SCRCOG staff on data literacy. Tatum will also be sending out a survey to create a stormwater asset mapping and inventory for the region.

d. Greater New Haven Transit District Report

Mario Marrero reported that 26 new buses, 2 of which will be electric, will be arriving between April and May. There will be a new driver class starting next week. Last week, National Transit Employees Day was celebrated. Mario also reminded everyone that the Section 5310 vehicle applications are due in early April. Last week, Mario received the state matching grant applications and they will be sent out to all the towns. You will need to fill out the entire application this year. The applications are due on May 25th.

6. COG Business

a. FY 2023-24 Regional Services Grant (RSG) Spending Plan Revision #4 (motion)

Executive Director Amento reviewed the line items of the attached RSG Spending Plan amendment #4. Amento also advised there was an increase in the grant from \$547,000 to \$940,000 for the next five years. Ginny Kozlowski advised REX Development will offer free on-call economic development services under the Municipal Services Program. First Selectman Zeoli requested a report of the services of the Municipal Services Consultants Program. A motion to approve was made by First Selectman Hoey and was seconded by Mayor Garrett. The motion passed unanimously.

b. Resolution Authorizing the Executive Director to enter into an agreement for Replica Data Platform Subscription (motion)

Deputy Director Francis explained the Replica Data Platform Subscription which will provide SCRCOG with timely data for use in future regional planning and transportation planning processes and projects. A motion made by First Selectman Hoey and seconded by Mayor Garrett. The motion passed unanimously.

c. FY 2023-24 Budget Revision #5 (motion)

Finance Director Christopher Rappa explained that the proposed revision aligns the FY 2023-24 budget with the amended Regional Services Grant Spending Plan by adding \$25,000 to the Spending Plan and removing \$25,000 of fund balance for purchase of furniture and equipment. The motion to approve was made by First Selectman Cardozo and seconded by Mayor Garrett. The motion passed unanimously.

d. Resolution Authorizing the Executive Director to Negotiate and Sign a Consultant Agreement with RKG Associates, Inc. regarding the Regional Affordable Housing Plan Update (motion)

Executive Director Amento explained that this resolution will fund an update and enhancement of last year's draft Regional Affordable Housing Plan. The Plan Update will include an Action Plan to assist member municipalities with the implementation of their 8-30j Affordable Housing Plans. A motion to approve was made by First Selectman Freda and seconded by First Selectman Cardozo. The motion passed unanimously.

e. Resolution Authorizing the Executive Director to enter into a Memorandum of Agreement for a U.S. EPA Climate Pollution Reduction Implementation Grant to fund Solar on Public Housing (motion)

Senior Regional Planner Stephanie Camp explained that SCRCOG seeks to enter into a Memorandum of Agreement (MOA) with the Capitol Region Council of Governments (CRCOG) to apply for CPRG implementation funding to install solar energy on public housing projects. Five

other COGs are also entering into MOUs with CRCOG. A motion was made by First Selectman Hoey and seconded by Mayor Garrett. The motion passed unanimously.

f. Resolution Authorizing the Executive Director to enter into a Memorandum of Agreement for a U.S. EPA Climate Pollution Reduction Implementation Grant to fund Climate-friendly Regulations and Processes (motion)

Senior Regional Planner Stephanie Camp explained SCRCOG would enter into a Memorandum of Agreement (MOA) with the Western Connecticut Council of Government (West COG) to apply for CPRG implementation funding to provide technical assistance to local governments to decarbonize local regulations and processes. Five other COGs are also joining the application through MOUs. A motion was made by Mayor Garrett and seconded by First Selectman Hoey. The motion passed unanimously.

g. Executive Directors Report

Executive Director Amento summarized recent activity on the projects funded by the RSG Spending Plan. Those projects include Housing, Cyber Security, Solid Waste and Recycling, Food waste diversion and composting, Purchasing, Economic Development, Grants Assistance, and Green Energy. Work is continuing on three recent grants received by SCRCOG: the \$1 million EPA Climate Pollution Reduction Grant, a \$2.2 million OPM Regional Performance Incentive Grant for the Regional Cybersecurity Assessment and Protection Initiative, and a \$353,000 DEEP grant for investigating the feasibility of creating a Regional Solid Waste Authority. In addition, SCRCOG expects to receive an extension of time to utilize \$63,000 from DEEP to continue work on food waste and Unit-Based Pricing programs in the region.

h. Regional Planning Staff Report

Senior Regional Planner Camp advised applications for the two Memorandums of Agreement for U.S. EPA Climate Pollution Reduction Implementation Grants are due by Monday, April 1st.

i. Regional Planning Commission March Action Table

Chair Cofrancesco advised that the March Action Table was included in the packet for review.

j. Sustainable CT Update

Deputy Director Francis noted that several candidates have applied to replace Lynn Stoddard as Executive Director of Sustainable CT. Francis also advised of interviews being conducted next week for Sustainable CT fellowships.

k. REX Development Report

Ginny Kozlowski reported that REX is updating the Comprehensive Economic Development Strategy. There are currently 90,000 open job positions in the state. Ginny also advised that the Conference for Tourism is being held today at The Bushnell. The State of Connecticut introduced a new map replacing the CT DOT map. Manufacturer CT will be presenting at the REDFO meeting tomorrow at SCRCOG at noon.

l. Congressional Reports

No report was presented since no representatives were present.

m. State Legislative Reports – CCM, COST

Mike Muszyunski from CCM referred to the CCM Legislative Report containing updates on all important bills affecting municipalities, which was distributed at the meeting. Muszynski stated that these are the top issues CCM will be focusing on for the rest of the legislative session and that there are no problematic bills that CCM was concerned with.

Betsy Gara from COST referred to COST's Legislative Report which was distributed at the meeting. She advised that the committees have met their deadlines. The bills that were before the GAE committee were approved and will be sent out today. The Finance Committee has a bill before it which would phase out the car tax and increase the assessed value of homes. Betsy stressed the importance of reaching out to CCM and COST with any concerns.

n. DEMHS Report

Nicole Velardi reminded SCRCOG members of the CCM Emergency Management Symposium being held on April 23rd in Niantic. Region 2 is putting together a Migrant Response Workshop on April 5th from 9am to 12 noon in Hamden. Velardi noted that an email was sent to all CEOs regarding the 2023 Homeland Security Grant Program MOAs. They need to be submitted by June 30th for the grant program. She also stressed that Proxy Letters need to be submitted for the next REPT meeting which will be held on Friday, May 17th in Bethany. Velardi also reminded SCRCOG members that, if your town participates in the Emergency Management Grant Program, all applications for open years are due by March 31st. DEMHS has started the REPT by-law revision process and she noted that the main issue to be addressed is the inability to meet a quorum. A suggestion was made that, instead of the CEOs, the REPT would be better served by the EMD as municipal representatives. A survey will be sent out to the municipalities for their feedback.

7. Regional Cooperation/Other Business

Executive Director Amento announced his retirement from SCRCOG as Executive Director effective on June 30, 2024. Amento has served as SCRCOG's Executive Director since January of 2010.

8. Adjournment

First Selectman Hoey made a motion to adjourn. First Selectman Cardozo seconded. The meeting was adjourned at 11:47 am.

Respectfully submitted,

Mayor Lauren Garrett, *Secretary*

Balance Sheet

South Central Regional Council of Governments

As of period 3/31/2024

Assets

Cash and Investments

Key Bank - Checking Account	352,814.68
State of CT - Short-Term Investment Fund	1,112,944.57

Accounts Receivable

CT Department of Transportation	196,892.14
CT DESPP – FEMA Grant	57,562.92
US EPA – CPRG	2,695.64
CT DEEP – SMM Grant	15,727.03
Retiree Health Insurance	964.04

Other Assets

Prepaid Expense (UConn MPA Intern)	3,450.00
Accrued Leave & Security Deposit	24,817.39
Furniture & Equipment	21,062.00
Right to Use Asset - Real Property	1,193,827.26
Right to Use Asset - Equipment	34,813.69
Amortization	(365,064.48)

Total Assets	2,652,506.88
---------------------	---------------------

Liabilities

Payroll Taxes Payable & Accrued Interest	691.48
Deferred Revenue - Municipal	143,331.03
Deferred Revenue - OPM	448,111.90
Deferred Revenue - LOTCIP	134,363.63
Deferred Rev. - Other (Election Monitor)	3,690.77

Total Liabilities	730,188.81
--------------------------	-------------------

Fund Balance

Fund Balance	733,473.07
Committed Fund Balance	270,406.00
Amount for Accrued Leave	13,154.47
Investment in Equipment	21,062.00
Lease Obligation	862,885.00
Change in Fund Balance	21,337.53

Total Fund Balance	1,922,318.07
Total Liabilities and Fund Balance	2,652,506.88

Statement of Resources and Expenditures

South Central Regional Council of Governments

As of period 3/31/2024

Resources	Current	Year-to-Date	Budget
Municipal - Revenue	10,603.18	96,268.97	274,889.00
Municipal - Special Assessment			175,000.00
CT OPM - Regional Planning	70,788.18	500,389.90	948,502.00
CT OPM - RPIP (Cybersecurity)			2,220,066.00
CTDOT - Transportation Planning	78,065.47	644,008.13	2,139,298.00
CTDOT - Highway Safety Grant			169,718.00
CTDOT - LOTCIP	12,455.54	40,700.03	171,611.00
CT DECD (EDA Grant)		80,901.71	203,490.00
US EPA - CPRG	2,695.64	167,990.14	999,479.00
CT SotS - Regional Election Monitor			3,691.00
CT DEEP - SMM Grant		25,177.51	112,800.00
Miscellaneous		9,501.37	0.00
Interest - Revenue		23,712.74	20,000.00
Retiree Health Insurance Contribution	482.02	4,595.80	6,500.00
Total Resources	175,090.03	1,593,246.30	7,445,044.00

Direct Expenses	Current	Year-to-Date	Budget
Retiree Health Insurance	482.02	4,595.80	6,500.00
Transportation Planning Consultants	11,745.00	165,585.00	1,309,658.00
Land-Use Planning Consultants			13,000.00
Other Consultants	24,211.25	308,569.70	1,076,157.00
Passthrough Grants		109,235.73	155,105.00
Travel	1,336.63	2,618.58	12,400.00
Data Processing	5,544.00	32,240.35	36,000.00
Commercial Printing	674.95	1,104.23	500.00
Subscriptions and Books	690.11	1,476.90	8,250.00
Insurance and Professional Services		5,811.00	5,000.00
Meeting Expenses and Advertising	4,114.65	18,935.23	21,450.00
Office Equipment and Furniture			25,000.00
Miscellaneous		678.92	2,202.00
Transportation - Reserved			171,449
LOTCIP - Reserved			128,379.00
Highway Safety Grant – Reserved			69,754
CT OPM (RPIP Grant) - Reserved			2,045,066.00
CT DECD (EDA Grant) - Reserved			36,714.00
CT DEEP (SMM Grant) - Reserved			16,805.00
US EPA (CPRG) - Reserved			747,375.00
Total Direct Expenses	48,798.61	650,851.44	5,886,764.00

Direct Labor	Current	Year-to-Date	Budget
Direct Labor - Employees	40,453.23	329,701.89	645,970.00

Statement of Resources and Expenditures

South Central Regional Council of Governments

As of period 3/31/2024

Overhead	Current	Year-to-Date	Budget
Indirect Labor - Employees	10,908.70	123,424.01	218,044.00
Employee Benefits	19,640.24	232,318.98	434,416.00
Travel			100.00
Data Processing	43.49	17,426.38	19,300.00
Rent	15,054.00	122,993.20	152,900.00
Telephone and Internet	531.01	4,392.49	8,100.00
Office Supplies	164.96	1,471.16	9,600.00
Equipment Maintenance	2,230.00	25,819.00	38,900.00
Subscriptions and Books		351.90	0.00
Insurance and Professional Services		9,832.00	29,600.00
Meeting Expenses and Advertising		435.26	650.00
Miscellaneous	40.00	898.76	700.00
Total Overhead	48,612.40	539,363.14	912,310.00
Total Operating Expenses	149,403.31	1,571,908.77	7,445,044.00

South Central Regional Council of Governments
2021-2024 TRANSPORTATION IMPROVEMENT PROGRAM
Amendment Number 35

Project **0079-0240** **Interchange Improvements I-91SB,I-691EB, Rte 15**

Changes Amendment 35 moves NHPP funding from FY24 to FY25 (FYI)

Reason Action is necessary based on a revised schedule and to move the project into the new TIP

Project **0156-0184** **Replace BR 03612 o/ WEST RIVER**

Changes Amendment 35 increases funding

Reason This project was initially planned as a bridge rehab and was included in the Bridge Report. Given its condition and the need to address the structural deficiencies of the bridge the project has changed to a full bridge replacement and requires an individual entry in the TIP/STIP

South Central Regional Council of Governments
 FFY2021-FFY2024 Transportation Improvement Program
 Amendment 35

State Project #0079-0240

SCRCOG # 2022-A22-3

Municipality Meriden

AQ Code CC

Proposed

Project Name Interchange Improvements I-91SB,I-691EB, Rte 15 SB

Description The purpose of this project is to reduce congestion and improve safety for the southbound movements on Route 15 and I-91 within the I-91, I-691, and Route 15 Interchange in Meriden and Middletown, CT.

Current TIP Funding (In Thousands)

<i>Funding</i>	<i>Phase</i>	<i>Prior</i>	<i>2021</i>	<i>2022</i>	<i>2023</i>	<i>2024</i>	<i>FYI</i>
NHPP	CON AC-Entry					0	
	Federal					5,000	118,200
	State					1,250	29,550
STPNH	AC-Entry					0	
	Federal						12,000
	State						3,000
Total Cost	\$169,000	0	0	0	0	6,250	162,750

Proposed TIP Funding (In Thousands)

<i>Funding</i>	<i>Phase</i>	<i>Prior</i>	<i>2021</i>	<i>2022</i>	<i>2023</i>	<i>2024</i>	<i>FYI</i>
NHPP	CON AC-Entry						0
	Federal						123,000
	State						30,800
STPNH	AC-Entry						0
	Federal						12,000
	State						3,000
TIP Funds	\$168,800	0	0	0	0	0	168,800

Amendment Notes

FY21 TIP Amend 22 adds a new project

South Central Regional Council of Governments
 FFY2021-FFY2024 Transportation Improvement Program
 Amendment 35

State Project #0156-0184
Municipality West Haven

SCRCOG # 2023-A24-1
AQ Code

Proposed

Project Name REHAB BR 03612 o/ WEST RIVER

Description Rehabilitation of Bridge No. 03612 carrying SR 745 (Kimberly Avenue) over the West River between West Haven and New Haven.

Current TIP Funding (In Thousands)

<i>Funding</i>	<i>Phase</i>	<i>Prior</i>	<i>2021</i>	<i>2022</i>	<i>2023</i>	<i>2024</i>	<i>FYI</i>
STPNH	CON	Federal					9,840
		State					2,460
Total Cost	\$12,300		0	0	0	0	12,300

Proposed TIP Funding (In Thousands)

<i>Funding</i>	<i>Phase</i>	<i>Prior</i>	<i>2021</i>	<i>2022</i>	<i>2023</i>	<i>2024</i>	<i>FYI</i>
STPA	FD	Federal					1,200
		State					300
	ROW	Federal					40
		State					10
	CON	AC-Entry					0
		Federal					38,000
		State					9,500
STPNH		AC-Entry					0
		Federal					10,000
		State					2,500
TIP Funds	\$61,550		0	0	0	0	61,550

Amendment Notes

FY21 TIP Amend 24 adds new project FY21 TIP Amend 35 reconfigures funding



Carl J. Amento, Executive Director

Resolution

Fiscal Year 2021-Fiscal Year 2024 Transportation Improvement Program Amendment Thirty Five

- Whereas:* U.S. Department of Transportation “Metropolitan Planning Regulations” (23 *CFR* 450) prescribe that each metropolitan planning organization maintain a financially constrained multi-modal transportation improvement program consistent with a *State Implementation Plan for Air Quality (SIP)* conforming to both U.S. Environmental Protection Administration-established air quality guidelines and *SIP*-established mobile source emissions budgets; and
- Whereas:* The Council, per 23 *CFR* 450.324 and in cooperation with the Connecticut Department of Transportation (ConnDOT) and public transit operators and relying upon financial constraints offered by ConnDOT, adopted a *Fiscal Year 2021-Fiscal Year 2024 Transportation Improvement Program* on September 23, 2020, after finding the *Program* conforming per U.S. Environmental Protection Administration (U.S. EPA) final conformity rule (40 *CFR* 51 and 93) and relevant Connecticut Department of Transportation air quality conformity determinations: *Air Quality Conformity Reports: Fiscal Year 2021-2024 Transportation Improvement Program* and the Region’s *Metropolitan Transportation Plans—2023 to 2050, (April, 2023)*; and
- Whereas:* The Council, on *September 23, 2020*, indicated that periodic *Program* adjustment or amendment was possible; and
- Whereas:* Projects referenced in the *Program* amendment (below) are consistent with the region’s metropolitan transportation plan *Metropolitan Transportation Plans—2023 to 2050, (April, 2023)*; and
- Whereas:* Council *Public Participation Guidelines: Transportation Planning* have been observed during the development of the proposed *Program* amendment (below); and
- Whereas:* By agreement between the Council and the Connecticut Department of Transportation, public involvement activities carried out by the South Central Regional Council of Governments in response to U.S. Department of Transportation metropolitan planning requirements are intended to satisfy the requirements associated with development of a *Statewide Transportation Improvement Program* and/or its amendment; and
- Whereas:* Council of Governments’ review of transportation goals, projects and opportunities may result in further adjustment or amendment of the *Program*.



SOUTH CENTRAL REGIONAL COUNCIL OF GOVERNMENTS
Planning for Our Region's Future

Bethany Branford East Haven Guilford Hamden Madison Meriden Milford
New Haven North Branford North Haven Orange Wallingford West Haven Woodbridge

Carl J. Amento, Executive Director

Resolution

Fiscal Year 2021-Fiscal Year 2024 Transportation Improvement Program Amendment Thirty Five (Continued)

Now, Therefore, Be It Resolved by the Council of Governments:

The Program Amendment *Thirty Five* shall be transmitted to the Connecticut Department of Transportation, for inclusion in the *State Transportation Improvement Program*

The undersigned duly qualified and acting Secretary of the South Central Regional Council of Governments certifies that the foregoing is a true and correct copy of a resolution adopted at a legally convened meeting of the South Central Regional Council of Governments on **April 24, 2024**

Date April 24, 2024

By: _____
Mayor Lauren Garrett, *Secretary*
South Central Regional Council of Governments



SOUTH CENTRAL REGIONAL COUNCIL OF GOVERNMENTS
Planning for Our Region's Future

Bethany Branford East Haven Guilford Hamden Madison Meriden Milford
New Haven North Branford North Haven Orange Wallingford West Haven Woodbridge

Carl J. Amento, Executive Director

**RESOLUTION ON CONFORMITY WITH THE CLEAN AIR ACT
OZONE**

WHEREAS,

The South Central Regional Council of Governments (SCRCOG) is required to submit an Air Quality Conformity Statement to the US Federal Highway Administration (FHWA) and to the US Environmental Protection Agency (EPA) in accordance with the final conformity rule promulgated by EPA (40 CFR 51 and 93) when adopting an annual Transportation Improvement Program (TIP) or when effecting a significant revision of the Metropolitan Transportation Plan (MTP); and

WHEREAS,

Title 42, Section 7506 (3) (A) states that conformity of transportation plans and programs will be demonstrated if:

1. the plans and programs are consistent with recent estimates of mobile source emissions;
2. the plans and programs provide for the expeditious implementation of certain transportation control measures;
3. the plans and programs contribute to annual emissions reductions consistent with the Clean Air Act of 1977, as amended; and

WHEREAS,

it is the opinion of the SCRCOG that the plans and programs approved today, April 24, 2024 and submitted to FHWA and EPA conform to the requirements of Title 42, Section 7506 (3) (A) as interpreted by EPA (40 CFR 51 and 93); and

WHEREAS,

The State of Connecticut has elected to assess conformity in the Connecticut portion of the New York-Northern New Jersey-Long Island, NY-NJ-CT Ozone Nonattainment area (Fairfield, New Haven and Middlesex Counties) and the Connecticut Department of Transportation has jointly assessed the impact of all transportation plans and programs in this Nonattainment area (Ozone and PM2.5 Air Quality Conformity Determination February 2024); and

WHEREAS,



SOUTH CENTRAL REGIONAL COUNCIL OF GOVERNMENTS
Planning for Our Region's Future

Bethany Branford East Haven Guilford Hamden Madison Meriden Milford
New Haven North Branford North Haven Orange Wallingford West Haven Woodbridge

Carl J. Amento, Executive Director

The Connecticut Department of Transportation’s assessment (above) has found that plans and programs jointly meet mobile source emission’s guidelines advanced by EPA pursuant to Section 7506 (3) (A).

Now, THEREFORE BE IT RESOLVED by the SCRCOG

That the SCRCOG finds that the 2023-2050 MTP and the FFY 2025-2028 TIP and all Amendments conform to air quality requirements of the U.S. Environmental Protection Administration (40 CFR 51 and 93), related U.S. Department of Transportation guidelines (23 CFR 450) and with Title 42, Section 7506 (3) (A) and hereby approves the existing Ozone and PM2.5 Air Quality Conformity Determination, dated February 2024.

CERTIFICATE

The undersigned duly qualified and acting Secretary of the SCRCOG certifies that the foregoing is a true and correct copy of a resolution adopted at a legally convened meeting of the SCRCOG on April 24, 2024

Date April 24, 2024

By: _____
Mayor Lauren Garrett, *Secretary*
South Central Regional Council of Governments



SOUTH CENTRAL REGIONAL COUNCIL OF GOVERNMENTS

Planning for Our Region's Future

Bethany Branford East Haven Guilford Hamden Madison Meriden Milford
New Haven North Branford North Haven Orange Wallingford West Haven Woodbridge

Carl J. Amento, Executive Director

**RESOLUTION ON CONFORMITY WITH THE CLEAN AIR ACT
PM 2.5**

WHEREAS,

The South Central Regional Council of Governments (SCRCOG) is required to submit an Air Quality Conformity Statement to the US Federal Highway Administration (FHWA) and to the US Environmental Protection Agency (EPA) in accordance with the final conformity rule promulgated by EPA (40 CFR 51 and 93) when adopting an annual Transportation Improvement Program (TIP) or when effecting a significant revision of the Metropolitan Transportation Plan (MTP); and

WHEREAS,

Title 42, Section 7506 (3) (A) states that conformity of transportation plans and programs will be demonstrated if:

1. the plans and programs are consistent with recent estimates of mobile source emissions;
2. the plans and programs provide for the expeditious implementation of certain transportation control measures;
3. the plans and programs contribute to annual emissions reductions consistent with the Clean Air Act of 1977, as amended; and

WHEREAS,

It is the opinion of the SCRCOG that the plans and programs approved on April 24, 2024 and submitted to FHWA and EPA conform to the requirements of Title 42, Section 7506 (3) (A) as interpreted by EPA (40 CFR 51 and 93); and

WHEREAS,

The Connecticut portion of the New York – Northern New Jersey – Long Island, NY-NJ-CT area is designated a PM 2.5 attainment/maintenance area; and

WHEREAS,

The State of Connecticut has elected to jointly assess conformity in all PM 2.5 attainment/maintenance areas in Connecticut (Fairfield County and New Haven County) and



SOUTH CENTRAL REGIONAL COUNCIL OF GOVERNMENTS
Planning for Our Region's Future

Bethany Branford East Haven Guilford Hamden Madison Meriden Milford
New Haven North Branford North Haven Orange Wallingford West Haven Woodbridge

Carl J. Amento, Executive Director

WHEREAS,

The results of the required emissions analysis performed by the Connecticut Department of Transportation on the 2023-2050 MTP and the FFY 2025-2028 TIP and Amendments show that the implementation of the projects contained therein will result in emissions of PM2.5 in each analysis year that are less than the emissions of the baseline year; and

Now, THEREFORE BE IT RESOLVED,

That the SCRCOG finds that the 2023-2050 MTP and the FFY 2025-2028 TIP and Amendments conform to air quality requirements of the U.S. Environmental Protection Administration (40 CFR 51 and 93), related U.S. Department of Transportation guidelines (23 CFR 450) and with Title 42, Section 7506 (3) (A) and hereby approves the existing Ozone and PM2.5 Air Quality Conformity Determination dated February 2024..

CERTIFICATE

The undersigned duly qualified and acting Secretary of the SCRCOG certifies that the foregoing is a true and correct copy of a resolution adopted at a legally convened meeting of the SCRCOG on April 24, 2024.

Date April 24, 2024

By: _____

Mayor Lauren Garrett, *Secretary*
South Central Regional Council of Governments



Carl J. Amento, Executive Director

Resolution

Fiscal Year 2025 - Fiscal Year 2028 Transportation Improvement Program

- Whereas:* U.S. Department of Transportation Metropolitan Planning Regulations (23 CFR 450) prescribe that each metropolitan planning organization maintain a financially constrained multi-modal transportation improvement program consistent with a State Implementation Plan for Air Quality (SIP) conforming to both U.S. Environmental Protection Administration-established air quality guidelines and SIP-established mobile source emissions budgets; and
- Whereas:* The Council (SCRCOG), in cooperation with the Connecticut Department of Transportation (CTDOT) and major transit operators and relying upon financial constraints offered by CTDOT, framed a four-year draft Fiscal Year 2025-Fiscal Year 2028 Transportation Improvement Program addressing projects and programs per the terms of 23 CFR 450.324; and
- Whereas:* The Council has provided a substantial opportunity for public review and comment during the March 2024 – April 2024 period consistent with SCRCOG’s Public Participation Guidelines (adopted December, 2012) and has considered public comments per 23 CFR 450; and
- Whereas:* By agreement between the Council and the Connecticut Department of Transportation, public involvement activities carried out by the Council in response to U.S. Department of Transportation metropolitan transportation planning requirements are intended to satisfy requirements associated with development of a Statewide Transportation Improvement Program (STIP); and
- Whereas:* Significant Fiscal Year 2025-Fiscal Year 2028 Transportation Improvement Program proposals reflected in a Connecticut Department of Transportation air quality assessment for serious non-attainment portions of Connecticut (Air Quality Conformity Report for Ozone and PM 2.5 (2024), Transportation Improvement Program and Metropolitan Transportation Plan (April 2023)) and, in the context of all relevant regional transportation improvement programs, have been found to be conforming by CTDOT and by the Council’s current Air Quality Conformity Resolution (attached) per U.S. Environmental Protection Administration guidelines (40 CFR 51 and 93); and



SOUTH CENTRAL REGIONAL COUNCIL OF GOVERNMENTS
Planning for Our Region's Future

Bethany Branford East Haven Guilford Hamden Madison Meriden Milford
New Haven North Branford North Haven Orange Wallingford West Haven Woodbridge

Carl J. Amento, Executive Director

Fiscal Year 2025-Fiscal Year 2028 Transportation Improvement Program (Continued)

Whereas: The Council of Governments’ transportation planning process that continuously reviews goals, projects and opportunities may result in periodic adjustment or amendment of the TIP.

Now, Therefore, Be It Resolved By the Council of Governments

The Fiscal Year 2025-2028 Transportation Improvement Program is hereby adopted and shall be transmitted to the Connecticut Department of Transportation for inclusion in the State Transportation Improvement Program without change subsequent to an air quality conformity finding by the U.S. Federal Highway Administration and/or the U.S. Federal Transit Administration per 23 CFR 450.328.

Consistent with the intent of 23 *CFR* 3450.324(k) only transit projects explicitly associated with funds allocated to the New Haven-Meriden Urbanized Area per Section 5307 of the Federal Transit Act and, in the aggregate, not exceeding authorized federal fiscal year allocations, shall be pursued with those funds.

The region’s planning transportation process addressing major regional issues and opportunities is being conducted in accordance with all applicable requirements established in 23 *CFR* 450.334.

Certificate

The undersigned duly qualified and acting Secretary of the South Central Regional Council of Governments certifies that the foregoing is a true and correct copy of a resolution adopted at a legally convened meeting of the Council of Governments on April 24, 2024.

Date April 24, 2024

By: _____
Mayor Lauren Garrett, *Secretary*
South Central Regional Council of Governments

FY 2023-24 Budget Revision #6

This revision incorporates CTDOT Active Transportation Microgrants Program funding.

Revenue

Budget Revision #6 adds \$25,000 of revenue from the CTDOT Active Transportation Microgrants Program to the adopted FY 2023-24 budget.

Expenses

Budget Revision #6 includes the following change.

- Passthrough Grants increases by \$25,000

Actual line-item revisions are on the following page, followed by a resolution authorizing Budget Revision #6.

FY 2023-24 Budget Revision # 6

<i>Revenue</i>	<i>Current Budget</i>	<i>Proposed Change</i>	<i>Revised Budget</i>
Municipal Contribution			
Municipal Contribution - Dues	239,600		239,600
Municipal Contribution - Special Projects	175,000		175,000
Fund Balance	1,703		1,703
Committed Fund Balance	33,586		33,586
Transportation Planning			
U.S. DOT	1,394,144		1,394,144
U.S. DOT - Carryover	507,454		507,454
U.S. DOT - Highway Safety	169,718		169,718
CTDOT	174,268		174,268
CTDOT - Carryover	63,432		63,432
CTDOT - Active Transportation Microgrants Program	-	25,000	25,000
CTDOT - LOTCIP	171,611		171,611
Regional Planning			
CT OPM - Regional Services Grant (RSG)	948,502		948,502
CT OPM - RPIP (Cybersecurity)	2,220,066		2,220,066
CT Secretary of the State - Regional Election Monitor	3,691		3,691
CT DEEP - SMM Grant	112,800		112,800
CT DECD (EDA Grant) - CARES Act Funds	195,100		195,100
CT DECD (EDA Grant) - 4CT Funds	8,390		8,390
US EPA - Climate Pollution Reduction Grant	999,479		999,479
Regional Hazard Mitigation Plan			
Federal Emergency Management Agency	-		-
Other			
Investment Income	20,000		20,000
Retiree Health Insurance Contribution	6,500		6,500
TOTAL	7,445,044	25,000	7,470,044

Salaries	864,014		864,014
Benefits	440,916		440,916
Travel	12,500		12,500
Computer Supplies & Software	55,300		55,300
Rent	152,900		152,900
General Office Expenses	124,953		124,953
Transportation Consultants	1,309,658		1,309,658
Other Consultants	1,089,157		1,089,157
Passthrough Grants	155,105	25,000	180,105
Office Equipment and Furniture	25,000		25,000
Contingency	-		-
Transportation - Reserved	171,449		171,449
LOTICIP - Reserved	128,379		128,379
Hihgway Safety - Reserved	69,754		69,754
CT DECD (EDA Grant) - Reserved	36,714		36,714
SMM Grant - Reserved	16,805		16,805
CPRG - Reserved	747,375		747,375
RPIP (Cybersecurity) - Reserved	2,045,066		2,045,066
Total	7,445,044	25,000	7,470,044



SOUTH CENTRAL REGIONAL COUNCIL OF GOVERNMENTS

Planning for Our Region's Future

Bethany Branford East Haven Guilford Hamden Madison Meriden Milford
New Haven North Branford North Haven Orange Wallingford West Haven Woodbridge

Carl J. Amento, Executive Director

Resolution

South Central Regional Council of Governments

Fiscal Year 2023-24 - Budget Revision # 6

Whereas: The South Central Regional Council of Governments (SCRCOG) adopted an operating budget for FY 2023-24 on May 24, 2023;

Whereas: SCRCOG adopted Budget Revision #1 on June 28, 2023;

Whereas: SCRCOG adopted Budget Revision #2 on August 23, 2023;

Whereas: SCRCOG adopted Budget Revision #3 on September 27, 2023;

Whereas: SCRCOG adopted Budget Revision #4 on November 15, 2023;

Whereas: SCRCOG adopted Budget Revision #5 on March 27, 2024; and

Whereas: SCRCOG has received \$25,000 of CTDOT Active Transportation Microgrants Program funds.

Now, therefore be it resolved by the South Central Regional Council of Governments:

That Fiscal Year 2023-24 Budget Revision #6, which incorporates the CTDOT Active Transportation Microgrants Program, is adopted.

Certificate:

The undersigned duly qualified and acting Secretary of the South Central Regional Council of Governments certifies that the foregoing is a true and correct copy of a resolution adopted at a legally convened meeting of the South Central Regional Council of Governments on April 24, 2024.

Date: April 24, 2024

By: _____
Mayor Lauren Garrett, *Secretary*
South Central Regional Council of Governments



SOUTH CENTRAL REGIONAL COUNCIL OF GOVERNMENTS

Planning for Our Region's Future

Bethany Branford East Haven Guilford Hamden Madison Meriden Milford
New Haven North Branford North Haven Orange Wallingford West Haven Woodbridge

Carl J. Amento, Executive Director

Resolution

Authorizing the Executive Director to amend agreement with Brian Miller for FY 2023-24 Regional Services Grant-funded Consultant Services

Whereas: SCRCOG’s Regional Services Grant (RSG) Spending Plan for FY 2023-24 was approved by the Council on June 28, 2023; and

Whereas: the Council approved at its meeting on March 27, 2024, a Revised RSG Spending Plan that included up to \$5,000 of consultant services provided by Brian Miller; and

Whereas: the Regional Planning responsibilities at SCRCOG have grown, yet there is only one staff member to conduct these duties, creating the need for an experienced consultant planner, such as Brian Miller, to assist with those responsibilities

Whereas: The SCRCOG By-Laws provide that “The Executive Director may at his/her discretion and under unusual circumstances, suggest that the Executive Committee consider only a single consultant possessing unique prerequisites, clearly establishing skills and background which might render “sole source” selection in the best interests of the Council”; and

Whereas: The “unusual circumstances” of time constraints (the RSG funds must be spent by June 30, 2024) and the “unique prerequisites” (knowledge and experience relating to Connecticut municipalities in particular subject areas) are demonstrated by the skills and backgrounds of the proposed consultant; and

Whereas: The Executive Director proposes that the following consultant be engaged by SCRCOG to assist with the work specified in the FY 2023-24 RSG Spending Plan.

Now, Therefore, Be It Resolved by the Council of Governments:

That the Executive Director is authorized to amend the consulting services agreement with Brian Miller in accordance with the terms and conditions of this Resolution.

Certificate

The undersigned duly qualified and acting Secretary of the South Central Regional Council of Governments certifies that the foregoing is a true and correct copy of a resolution adopted at a legally convened meeting of the Council of Governments on April 24, 2024.

Date: April 24, 2024

By: _____
Mayor Lauren Garret, *Secretary*
South Central Regional Council of Governments



2024 SOUTH CENTRAL CONNECTICUT COMPREHENSIVE ECONOMIC DEVELOPMENT STRATEGY ANNUAL UPDATE



SOUTH CENTRAL CONNECTICUT REGIONAL ECONOMIC DEVELOPMENT CORPORATION/REX DEVELOPMENT

203-821-3682
MOREINFO@REXDEVELOPMENT.ORG
PO BOX 1576
NEW HAVEN, CT 06506
WWW.REXDEVELOPMENT.ORG

TABLE OF CONTENTS

Purpose	3
The Region	4
SWOT Analysis	5
Purpose	6
Background Summary	7-17
Economic Resilience	17
Adjustments to Strategy	18
Evaluation of Progress on the Action Plan	18-22
Schedule of Goals for the Next Year	22-23
Action Plan Update	23-42
Committee Members	43
Partners	44
Sources	45
Public Availability	45-46
Acknowledgments	47
Appendix A: Demographic Data	

DEMOGRAPHIC & SOCIOECONOMIC DATA


Regional Population (2022)	570,453
Regional Households (2022)	226,154
County Per Capita Income (2022)	\$46,781
Regional Median Household Income (2022)	\$83,617
Median Sales Price Single Family Homes – New Haven Market (Berkshire Hathaway 2023 Annual Report)	\$360,000
Regional Median Age (2020)	40.4
Regional Workforce Population (2023)	323,986
Percentage of Population (25+) with a Bachelor's Degree or Higher	40.4%
Percentage of Population Burdened by the Cost of Housing	37%
Percentage of Population Living in Poverty	11%
Percentage of Homes with Broadband	90.7%

Branford, North Haven, Orange, Oxford, Prospect, Seymour, Southbury, Wallingford, Waterbury, West Haven, Wolcott, and Woodbridge.

New Haven Labor Market Area: Bethany, Branford, Cheshire, Chester, Clinton, Deep River, East Haven, Essex, Guilford, Hamden, Killingworth, Madison, Meriden, New Haven, North Branford, North Haven, Orange, Wallingford, Westbrook, and West Haven.

NOTE: In 2024, all data sources are transitioning from county-level reporting to the level of regional planning organizations. This change aims to bolster the efforts of Councils of Governments and related economic development initiatives, though it will currently affect the availability of some data.

SWOT ANALYSIS



Strengths

- Prime location on the eastern seaboard with access to 1/3 of the nation's consumers, gross domestic product, and businesses within a 500-mile radius
- Outstanding quality of life
- Highly educated workforce
- Established key sectors: life science; healthcare; higher education; manufacturing; arts, culture, and tourism
- Innovation hub
- Entrepreneurial community

Weaknesses

- Aging population/lack of population growth
- Inequity: education, wealth, home ownership, healthcare, transportation, technology, and environment
- Lack of developable land
- Lack of available, skilled workforce
- Significant need for affordable housing accessible to residents from deeply affordable to workforce-level AMIs High energy costs

Opportunities

- Utilize funding to improve and increase the resilience of existing infrastructure (transportation, utilities, etc.)
- Market the region as an innovation hub
- Unlocking social and economic potential through inclusive growth
- Expand workforce development programs
- Provide incentives for housing projects
- Promote and develop the region's arts, culture, and tourism assets

Threats

- Inflation
- Shrinking workforce
- Other states recruiting businesses, especially manufacturing
- Competition for talent
- Supply chain disruptions
- Climate change
- Cybersecurity
- Decline in business travel
- Disconnected young adults

THE PURPOSE OF THE COMPREHENSIVE ECONOMIC DEVELOPMENT STRATEGY

As stated by the U.S. Economic Development Administration (EDA), the Comprehensive Economic Development Strategy (CEDS) is a locally-based, regionally-driven economic development planning process and document that creates the space for our region to identify its strengths and weaknesses and brings together a diverse set of partners to generate good jobs, diversify the economy, and spur economic growth. This process engages various partners, including Economic Development Districts (EDDs), community leaders and residents, the private sector, educational institutions, and other stakeholders in planning for our region’s future.

An effective CEDS allows a region to maximize its economic development potential and engage with the EDA and other federal partners to receive infrastructure and technical assistance grants, such as those through EDA’s Public Works and Economic Adjustment Assistance programs. The CEDS is a pre-requisite for federal designation as an EDD and must be updated at least every five years. An inclusive CEDS planning process identifies locally-grown strategies that will guide regional economic development, encourage partnerships and collaboration, and improve economic outcomes and overall quality of life in our region.

About Us

The South Central Connecticut Regional Economic Development Corporation, a.k.a. REX Development (REX/SCCREDC), is the EDD for South Central Connecticut and coordinates the development and implementation of the CEDS.

A public/private partnership, REX/SCCREDC promotes economic development in Bethany, Branford, East Haven, Guilford, Hamden, Madison, Meriden, Milford, New Haven, North Branford, North Haven, Orange, Wallingford, West Haven, and Woodbridge. Funded by private-sector partners and the towns of the South Central Regional Council of Governments (SCRCOG), REX/SCCREDC supports programs and policies to make the region more competitive in the global economy and provide stakeholder education regarding municipal economic development opportunities.

South Central Connecticut Towns



Bethany | Branford | East Haven | Guilford | Hamden | Madison | Meriden | Milford | New Haven | North Branford | North Haven | Orange | Wallingford | West Haven | Woodbridge

The Region Defined

Unless noted, we are reporting on the region. However, some data will be identified as New Haven County or the New Haven Labor Market Area.

New Haven County: Ansonia, Beacon Falls, Bethany, Branford, Cheshire, Derby, East Haven, Guilford, Hamden, Madison, Meriden, Middlebury, Milford, Naugatuck, New Haven, North

Background Summary

Greater New Haven continues to make strides in supporting the region's economic development initiatives. The region's key sectors remain unchanged, with healthcare, higher education, life science, manufacturing, and arts, culture, and tourism leading the way.

Healthcare

The expansion of the healthcare system in the region has brought significant economic benefits, promoting both short-term and long-term growth. One notable impact is the improved accessibility and quality of healthcare services, which has led to a surge in demand for healthcare professionals across various specialties, creating employment opportunities. However, there is a need for more registered nurses (RNs) and certified nursing assistants (CNAs) than currently available.

Furthermore, the infusion of healthcare infrastructure investment has increased construction activity, creating more jobs and revenue streams. The healthcare sector remains the region's largest employer.

Milestones & Accomplishments

- To address workforce needs, Yale New Haven Health and four local universities help eligible students enroll in nursing programs. Fairfield, Quinnipiac, Southern Connecticut State University (SCSU), and Connecticut Community College Gateway aim to produce at least 557 more nurses over the next four years. A \$10 million grant will train 1,250 patient care associates/technicians at Yale New Haven Hospital during this period. The program participants are full-time employees who receive pay and benefits.
- Yale New Haven Health continues to grow within and beyond the region. In late 2026, Yale New Haven Hospital Neuroscience Campus will open with an expanded emergency department. In addition, the health system is acquiring Waterbury Hospital, Manchester Hospital, and Rockville General Hospital.
- In an initiative designed to streamline care, Yale New Haven Health has launched an at-home infusion pharmacy program to provide eligible patients with IV drugs and nutritional therapies. Additionally, the Visiting Nurse Association Community Healthcare & Hospice has partnered with Yale New Haven Health to enhance its ability to provide high-quality home health services. Yale Medicine and Masonicare have opened comprehensive orthopedic services on Masonicare's Wallingford campus, providing access to Yale Medicine physician specialists in surgical and non-surgical interventions.
- Hartford Healthcare has a significant presence in the region, with two Primary Care locations, eight Specialty Care locations, and six Urgent Care/Walk-in locations. In addition, Midstate Medical Center is undergoing an \$8.4 million expansion, including 16 additional inpatient beds and expanded operating space.
- Hartford HealthCare and Yale New Haven Health have established a joint venture to provide proton therapy services at the Connecticut Proton Therapy Center (CPTC), a 25,000 sq. ft. facility in Wallingford. The CPTC will offer proton therapy, a type of radiation therapy that uses high-energy protons to treat many solid cancer tumors, including the brain and central nervous system, eye, gastrointestinal tract, head and neck, liver, lung, prostate, spine, and some breast tumors.

Higher Education

The Greater New Haven area is home to an impressive array of six colleges and universities, including Yale University, Quinnipiac University, University of New Haven, SCSU, Albertus Magnus College, and CT State Community College Gateway. These institutions' collective contributions have significantly bolstered the region's economic landscape. Their investments are evident in numerous facets, from infrastructure enhancements and research initiatives to comprehensive educational offerings. These efforts have positioned them as pivotal engines of economic vitality.

In particular, Yale and Quinnipiac's expansion and renovation projects have transformed the physical campus landscapes and invigorated the construction sector. This has led to the creation of numerous jobs and has infused substantial capital into the local economies. Furthermore, the research activities spearheaded by faculty and students stand at the forefront of innovation and technological progress. These endeavors cultivate an entrepreneurship environment and attract considerable external funding.

The educational programs and training colleges and universities provide equip the workforce with critical skills and knowledge. This is increasingly important as industries evolve and require an adaptable, skilled, and competitive labor force. The collective efforts of Greater New Haven's colleges and universities have enriched the region's educational fabric and significantly contributed to its economic resilience and growth.

Most regional private schools have managed to sustain their pre-pandemic enrollment levels. However, SCSU, CT State Community College Gateway, and Albertus Magnus College have experienced a decrease in enrollment as compared to 2019. Most students in these colleges are residents of Connecticut and, therefore, have a high retention rate after graduation. The decline in enrollment is a matter of concern as these colleges provide the region with a pool of graduates who directly contribute to the workforce. It's worth noting that there has been an increase in enrollment at these colleges compared to the previous year.

State colleges and universities offer programs catering to our current and future workforce needs. CT State Community College Gateway has a high number of credit-seeking students who are pursuing degrees. 90% of the student population is degree-seeking, with Nursing and Computer Science among the top five programs. This is a significant development as it could help alleviate the shortage of skilled workers in these fields. Additionally, 70% of the students at the college are first-generation college students, of which 62% are female. Meanwhile, SCSU has seen high enrollment in healthcare studies, nursing, psychology, computer science, and marketing, with these fields being among the top five majors entering first-year classes in fall 2023.

Milestones & Accomplishments

Yale University

- Yale is making landmark investments in the School of Engineering & Applied Science and the Faculty of Arts and Sciences to accelerate Yale's educational and research missions.
- BioLaunch, a ConnCAT program supported by Yale and the Governor's Workforce Council, aims to extend the benefits of the biotech boom to New Haven residents aged 18 to 26 interested in establishing a foothold in the biotech and biopharma space. It is being offered in collaboration with 10 New Haven-based biotech companies.

- The Yale Center for Infectious Diseases opened with a mission to provide equitable, accessible care.
- Yale University is constructing a new building dedicated to dramatic arts.
- Yale will launch a new Center for Geospatial Solutions to enhance its research, training, and infrastructure in geospatial science, data, and analysis.
- Yale University re-opened the Yale Peabody Museum after a four-year renovation, focusing on the university's educational mission and community engagement. With the reopening, the museum now offers free admission.
- Yale University Divinity School's Living Village will be the largest living-building residential complex on a university campus. It is a key component of Yale's Planetary Solutions initiative, designed to meet the Living Building Challenge, the most aggressive standard for sustainable buildings today.
- The newly renovated Yale Peabody Museum is a LEED-Gold-certified building that is expected to halve its energy usage while increasing its total size by 57,000 square feet.

Albertus Magnus

- Albertus Magnus has two new graduate degree programs, a Master's in Healthcare Administration and a post-grad certificate in STEM Leadership.

Southern Connecticut State University

- NSF Louis Stokes Alliances for Minority Participation (LSAMP) Grant - SCSU received a \$3.19 million grant to enhance the recruitment, retention, persistence, and graduation rates of students underrepresented in STEM fields.
- NSF S-STEM ComBiNE grant is recruiting its second cohort to begin in Fall 2024. This program, "Preparing Computational Biologists for the New England Workforce (ComBiNE), is an S-STEM program funded by NSF to recruit academically talented students to pursue an interdisciplinary undergraduate program in computational biology.
- A U.S. Department of Veterans Affairs Grant of \$107,700 was awarded to SCSU to provide adaptive sports programming to veterans with disabilities in CT, contributing to the well-being and inclusivity of the veteran community.
- The School of Business building opened in the fall of 2023, Connecticut's first net-zero structure in terms of carbon footprint.

Quinnipiac University

- Quinnipiac has opened a new 137,000 sq. ft. academic building called SITE, which is focused on Science, Innovation, Technology, and Exploration and is designed to be student-centered and state-of-the-art. The building is LEED-certified.
- Quinnipiac University is set to open a new School of Business with a total area of 79,000 sq. ft. for the academic year 2024-2025. The building is designed to be LEED-certified.
- The Grove, a 417-bed residence hall, will open during the academic year 2024-2025. The building is designed to be LEED-certified.

Life Science

Greater New Haven has emerged as a thriving hub for life sciences, attracting a growing number of biotech companies. The region has become the preferred choice of 46% of the 112 biotech companies in Connecticut due to its robust ecosystem that fosters innovation and progress in the field.

The region has consistently attracted substantial investment in research and development, exemplified by the National Institute of Health investing \$636 million in the sector in 2023. This

investment has been instrumental in accelerating the life sciences industry's growth in Greater New Haven.

Several startups have been developed from Yale University's cutting-edge academic research in life sciences, biotechnology, and digital health. The Yale School of Medicine and Yale Ventures are vital in advancing biotech research into the commercial space. The list of companies launched at Yale includes Proteowise Inc., Arvinas, IsoPlexis Corporation, NextCure, Cybrexa Therapeutics Inc., Halda Therapeutics, Allyx Therapeutics, Biohaven Pharmaceutical, and Alexion Pharmaceuticals.

The region's appeal as a center for innovation is further bolstered by its strategic location, which provides easy access to major research institutions, academic centers, and a highly skilled workforce. World-class research facilities and top-notch talent have made Greater New Haven an ideal destination for biotech companies looking to establish themselves in the region.

Milestone/Accomplishments

- Paris-based ReST Therapeutics and Heidelberg-based BioMed X have both chosen New Haven as the site for their U.S. headquarters and biomedical research institute, respectively. This influx of foreign companies further solidifies Greater New Haven's reputation as a magnet for top-tier scientific endeavors.
- Breakthrough advancements in healthcare technology from local companies, such as Butterfly Network's FDA-cleared AI-enabled lung tool, underscore the region's commitment to pioneering solutions that redefine medical diagnostics and treatment.
- Significant development projects in the region include the 500,000 sq. ft. med/lab building, 101 College Street, which is currently under construction and set to open in 2024. This building will also include 30,000 sq. ft. of incubator space. The 250,000 sq. ft. med/lab building, 275 South Orange Street, has also been approved for a 2026 opening.

Manufacturing

Connecticut's manufacturing industry is a combination of both traditional and advanced manufacturing. The state boasts a highly skilled workforce and proximity to large markets. The state government is actively promoting initiatives to support manufacturing, such as workforce development programs, incentives for innovation and technology adoption, and partnerships with industry stakeholders. However, despite these efforts, the industry's employment has decreased by 2,400 positions since February 2020 due to persistent worker shortages. By 2030, the state's chief manufacturing officer aims to achieve full employment in the manufacturing sector and plans to implement a workforce development plan, a robust workforce growth plan, and a workforce innovation plan to drive innovation.

The manufacturing sector in our region includes companies that specialize in producing precision instruments for medical and aerospace industries, security systems, specialty chemicals, and fixtures in metals, plastics, and other materials. These companies use various technologies and processes, including additive manufacturing, 3D printing, stamping, and machine tooling.

Although the industrial sector has made significant progress, it still faces challenges, such as intense global competition, limited workforce supply, and high operating costs. The transition to Industry 4.0 is happening slowly, and many small businesses have not yet adopted AI due to insufficient capital. This lack of capital is primarily caused by companies shifting from a "just-in-

time" inventory system to advance buying to prepare for possible supply chain disruptions, a decrease in venture capital, and high interest rates. Additionally, global instability is also a contributing factor to the lack of investment.

Milestones & Accomplishments

- MATCH teaches manufacturing by manufacturing. Every business activity at the MATCH factory is an educational opportunity that includes sales, production planning, technical support, and accounting. Skilled workers will leave MATCH proven to be ready for work in manufacturing. The program is specifically designed to cater to the needs of various individuals, including women, high school graduates entering the workforce, unemployed New Haven residents, New Haven residents of color, and re-entry residents. It also offers assistance in financial literacy, housing, and energy, as well as career-building services to enhance employability.
- BYK North America, a chemical and instrument manufacturer and subsidiary of BYK based in Wesel, Germany, has committed to expanding its Wallingford headquarters to become its largest facility globally.
- Connecticut-based electronics maker Amphenol is set to acquire Carlisle Interconnect Technologies, with an expected gain of 6,000 workers.
- In 2023, A&M Bronx Bakery acquired a 42,500 sq ft site in North Haven. A&M has been in business since 1945 and will relocate to the new site from Mt. Vernon, NY. The site will serve as the company's headquarters and bakery operation center and house 60-90 jobs.
- Athletic Brewing represents 19% of the domestic nonalcoholic beer market, making it the top nonalcoholic beer brand in the country." according to CNBC.
- Connecticut is the only state with a Chief Manufacturing Officer, and due to its commitment to manufacturing, other states across the country (including Washington) consider CT a leadership model.
- The state aims to increase manufacturing employment to 235,000 by 2033 and manufacturing annual gross domestic production to reach 20% by 2029, according to Connecticut's Manufacturing Strategic Plan for 2023.
- Roehm, a German manufacturer of specialty chemicals, announced a 15,000 sq. ft. Innovation Center near its existing production facility in Wallingford.
- Bausch+Ströbel Machine Company has opened a new state-of-the-art, 55,000 sq.ft. manufacturing facility in Branford and doubled its workforce in Connecticut to 60 employees since 2019.

Arts, Culture, and Tourism

Connecticut's hospitality, leisure, and arts industries have suffered significant setbacks due to the COVID-19 pandemic. As the state strives toward recovery, various initiatives and challenges have arisen, shaping the trajectory of these sectors.

Hotels have struggled to achieve profitability, with occupancy rates dropping well below the benchmark of 65%. Business travel, a crucial source of revenue for the industry, has yet to rebound to pre-pandemic levels, further hindering recovery efforts. Lodging industry stakeholders are also concerned about the possible increase in hotel tax to fund the semiquincentennial and to support the arts sector. The industry wholeheartedly supports the Arts but cannot withstand an additional increase in occupancy tax when Connecticut already has the highest state occupancy tax in the region. Increasing the occupancy tax would reduce our ability to compete with other destinations in an already challenging market.

REX/SCCEDC offered training on improving online presence, completing a quality RFP, and attracting bus/group tour business to support the sector's recovery.

Although Connecticut's arts and cultural sector saw a slowdown in growth in 2022, recent federal estimates confirm the sector's significant impact on the state's economy, maintaining a position within the top 10 nationally. The reopening of the Yale Peabody Museum is expected to drive a surge in visitation, doubling annual attendance to around 300,000 with free admission.

The recent expansion of Avelo air service from Tweed New Haven Airport has generated free media coverage, which promotes Southern Connecticut as an excellent tourist destination. This positive media coverage has reached audiences along the East Coast and in metropolitan areas like Atlanta and Houston. Advertising in these areas can be expensive, making this earned media coverage invaluable. The coverage includes articles in Travel + Leisure, The Atlanta Journal-Constitution, WSB (ABC affiliate in Atlanta), WTSP (CBS affiliate in Tampa), Houston Chronicle, The Ticker (Traverse City), Greensboro.com, Houston.culturemap.com, and mypanhandle.com (Destin/Ft. Walton).

With additional destinations, Tweed's passenger volume is expected to approach 1.1 million. Currently, 20-25% of passengers originate outside Connecticut, which may bring 200,000-250,000 visitors over the next year.

Milestones & Accomplishments

- Increased service at Tweed New Haven Airport to 25 destinations with an anticipated passenger load of 1.1 million next year.
- The reopening of the Yale Peabody Museum after a four-year renovation will draw visitors and increase Greater New Haven's media exposure.
- The state of Connecticut launched a new tourism brand, "Make It Here."

Entrepreneurship

Connecticut is a hub for biotechnology and healthcare entrepreneurs due to its renowned medical institutions and research facilities. These startups focus on developing new pharmaceuticals, medical devices, and healthcare technologies. In addition to high-tech and specialized industries, small businesses and retail ventures are also part of Connecticut's entrepreneurial landscape.

Connecticut provides support for entrepreneurs through various programs, incubators, and accelerators. The Connecticut Small Business Development Center is one such organization that offers resources, mentoring, and funding opportunities to help startups succeed. Networking events, pitch competitions, and co-working spaces also facilitate collaboration and innovation within the entrepreneurial community.

The state has implemented policies and incentives to support entrepreneurship and innovation, such as tax credits for research and development activities, loan programs, and grants for small businesses. However, the CTNext program has been discontinued and will be redesigned within the CT Department of Economic and Community Development (DECD).

The City of New Haven's Small Business Resource Center, in collaboration with the Community Foundation of Greater New Haven's Mission Investments Corporation, administers NHE3. This small business grant program offers grants of up to \$10,000 to companies that can demonstrate a need, proposed use of funds, and how those funds will impact their business.

Yale University established Yale Ventures in 2022 to promote entrepreneurship and innovation among its faculty and students. It offers resources such as accelerators, funding, and mentorship through programs like Venture Lab and the Blavatnik Fund. Yale Ventures encourages connections within Yale's innovation community and facilitates corporate partnerships to advance its research and educational goals. It collaborates with various innovation centers to further support entrepreneurial endeavors.

Milestones & Accomplishments

- Since 2018, the residents of Greater New Haven have launched more than 30,000 businesses.
- The Community Foundation for Greater New Haven manages NHE3, a \$10 million program funded by State ARP, City of New Haven ARP, and private sources to aid small businesses. This initiative is designed to foster a more equitable entrepreneurial ecosystem and strengthen the resilience of small businesses in Greater New Haven over the next five years.
- The Lab at ConnCORP in Hamden has been awarded \$4 million to support Black and minority-owned businesses during their early stages.
- ClimateHaven, New Haven's first climate tech incubator, opened in 2024.

Technology

Greater New Haven is leading the quantum computing revolution in Connecticut. Yale University and the University of Connecticut are working hand-in-hand on a joint initiative, QuantumCT, to advance Connecticut's position as a center of excellence in quantum and accelerate the adoption of quantum technologies in Connecticut and beyond.

The QuantumCT Team is collaborating with a broad coalition of partners from business, academia, government, the nonprofit and innovation community to lay the groundwork for expansive, equitable economic development — promising to fundamentally change how we live, work, and communicate with each other.

Quantum science has catalyzed technologies that touch every aspect of our daily lives, paving the way for remarkable innovations with profound societal implications. Drawing on research excellence at Yale and UConn and a growing innovation ecosystem, QuantumCT is creating a national competitive advantage in an emerging technology domain. Quantum technology can transform hundreds of applications, from smartphones and navigation systems to drug therapy and advanced computers. This technology will impact vital economic drivers in the region, including life sciences, healthcare, and manufacturing. By harnessing the research prowess of Yale and UConn and fostering a vibrant innovation ecosystem, QuantumCT aims to establish a competitive advantage for the nation in quantum technology.

Milestones & Accomplishments

- Quantum-Si unveiled its new Branford headquarters & HealthTech Park.
- The National Science Foundation granted Quantum CT a \$1 million planning award to create a partner network among science, education, industry, government, and the broader community.

Workforce

Workforce is an interesting aspect of economic development in Greater New Haven. We have an extremely well-educated population, with 36.6% of the population with a bachelor's degree or higher. However, a skill mismatch exists between available jobs and the minimal unemployed population. Workforce Alliance (the region's American Jobs Center), local businesses, colleges, and universities have an established network to address business needs with appropriate education and training. The challenge is to draw more unemployed people into workforce programs, typically in underserved communities. To do this, childcare and transportation issues must also be addressed. We are collaborating with the state initiatives to bring more people into the workforce, provide a livable wage, and improve the overall quality of life for people who cannot fully participate in the economic benefits under the current structure.

The CT unemployment rate rose to 4.4%, which is still relatively low—most economists consider 4% full employment. Connecticut had an unsustainably low unemployment rate, below 4% for most of 2023. According to the CT Department of Labor, the state's labor force participation rate is 64.4%.

The New Haven labor market area unemployment rate was 4.7% in January 2024. The unemployment rate indicates that more workers are entering the job market, not that workers are losing their jobs.

Like most of the nation, Greater New Haven suffers from an extreme shortage of RNs, other healthcare workers, and other pockets of high-skilled professions. Our colleges and universities are prioritizing programs to increase capacity to produce more graduates and improving transfer options for those starting at CT State Community College, which, for many, is the most accessible route.

Public School Performance

According to The Nation's Report Card, Connecticut experienced a significant decline in average scores in mathematics and reading when comparing 2019 to 2022 for students in Grade 4. The percentage of students at or above proficient declined from 45% to 37%. For reading, the decline

was from 40% to 34.6%. Students in Grade 8 fared worse, with a decrease from 39% to 30% in mathematics and 41% to 37.7% in reading. Grade 12 did not have current data.

While these scores continue to be higher than the national average, they indicate that many students in Greater New Haven will need more preparation to enter the workforce or pursue a college education.

Low literacy and math skills pose a significant barrier for adult learners looking to reskill through workforce programs. Workforce Alliance, the South Central CT Workforce Development Board, tracked intake literacy assessments of all jobseekers coming into their American Job Center over 14 years. Among over 14,000 tested, over 60% did not have the literacy level required to enroll in skills training programs (9th-grade reading).

Due to the pandemic-era reliance on remote learning, there has been a significant increase in absenteeism since the return to in-classroom classes, and there is also a teacher shortage in Connecticut.

New Haven Promise has been tapped to partner with Yale University, New Haven Public Schools, and SCSU to address the teacher shortage in New Haven. The new fellowship will fund aspiring teachers to attain a Master's in Teaching degree in exchange for teaching in New Haven Public School for three years. Once launched, the fellowship aims to place 100 teachers in city classrooms in the next five years. The fellowship is one of several Yale commitments from the Yale and Slavery Research Project.

Milestones & Accomplishments

- The labor force increased to 317,074 from 312,278.
- The number of employed persons increased to 305,593 from 300,737.
- To address workforce needs, Yale New Haven Health and four local universities help eligible students enroll in nursing programs. Fairfield, Quinnipiac, SCSU, and CT Community College Gateway aim to produce at least 557 more nurses over the next four years.
- During this period, a \$10 million grant will train 1,250 patient care associates/technicians at Yale New Haven Hospital. The program participants are full-time employees who receive pay and benefits.
- MATCH is a manufacturing training program in New Haven that offers bilingual training and pays trainees while they are training. The program is specifically designed to cater to the needs of various individuals, including women, high school graduates entering the workforce, unemployed New Haven residents, New Haven residents of color, and re-entry residents. It also offers assistance in financial literacy, housing, and energy, as well as career-building services to enhance employability.

Housing

Solving the housing crisis is vital to solving the workforce shortage. According to the 2023 Key to Affordable Housing Report by the Connecticut Housing Finance Authority (CHFA), there is a shortage of affordable housing in Connecticut, and around 92,560 affordable units are needed for extremely low-income renters. Due to insufficient supply for most income brackets, many households are opting for units that are affordable for lower-wage earners, while others are being

forced to live in units that cause a cost burden. This makes it challenging for CHFA to determine the number of units needed for each income bracket. While building extremely low-income housing is critical to resolving the housing crisis, building housing at other price points is also necessary. You can read more about this at https://www.chfa.org/assets/1/6/HNA_10.10.23.pdf.

During the SCRCOG Housing Working Group sessions, participants focused on assessing the state of housing in the SCRCOG Region, highlighting the progress made by municipalities, persistent barriers, and the desired programming for the upcoming fiscal year. The discussions included plans for regional training for Planning and Zoning Commissioners and initiatives such as town-specific assessments of effective strategies. The group raised pertinent questions regarding engagement with CEOs, community discussions, and collaboration with zoning commissions to address housing challenges effectively. Additionally, the session included mixed-income housing tours, visits to homeless shelters, and an examination of inclusionary zoning practices across Connecticut.

Challenges around housing include a 67% increase in the median home sales price since 2019, from \$215,000 in 2019 to \$360,000 in 2023. Greater New Haven needs around 25,000 units. Despite the increased cost of supplies, labor, and financing, developers still invest in New Haven with multi-unit development projects. Currently, 3,500 units are in the pipeline, with 1,400 deemed affordable in New Haven.

The percentage of affordable units regionally was 13.8%. These units are concentrated in our urban areas. Almost every town in the region has recently completed or is planning a housing project, although these developments tend to be small. However, they are necessary steps in resolving the housing crisis. Another concern is the number of people burdened by housing costs. According to the Partnership for Strong Communities, In Bethany (one of the region's wealthiest communities), 23% of households were cost-burdened. In New Haven, that number jumps to 49%, West Haven 42%, and Hamden 34%.

This year, SCRCOG has hired a consultant to update the regional action plan. The consultant will gather input from the housing working group and other stakeholders.

The CEDS Housing Committee will be presenting additional ideas to the Housing Working Group of SCRCOG and the project consultants for their consideration. The suggestions include establishing a regional commission for affordable/workforce housing in towns and cities, setting up a Regional Development Authority that can collaborate with developers and municipalities for housing development, obtaining resources to market among all the towns and cities, establishing a regional tool that can be used across all towns and municipalities, and providing resources for financial literacy programming and housing counseling to residents throughout the region.

Milestones & Accomplishments

- A 55-room hotel was converted into a homeless shelter in New Haven.
- There are plans for a new Beth-El shelter in Milford.
- Columbus House plans 80 additional units with one- and two-person bedrooms, each with private bathrooms.

- The Housing Authority of New Haven shifted its focus from rehabilitation initiatives to expanding the supply of affordable housing through self-perform projects and partnerships with private developers.

Wealth & Poverty

The region has a significant income and wealth gap between suburban and urban areas. Unfortunately, the income growth of almost all residents is not keeping up with the rising housing costs and general inflation. According to the data, the poverty level in the region is 11%, which is 0.5% lower than the national average and 1.2% lower than Connecticut's average. However, the highest poverty rates in the region are in New Haven (25.3%), Meriden (15.7%), and West Haven (11.3%).

Another noticeable issue in the region is the digital divide between communities. While 90.3% of households in the region have broadband, there are significant differences between individual communities. Woodbridge has the highest percentage of households with broadband, at 98.7%, while Meriden has the lowest, at 83.5%. Despite these disparities, the region still exceeds Connecticut's average of 88.9% and the national average of 87%.

There is a significant disparity in educational achievement among different towns in Connecticut. As of 2022, the percentage of individuals aged 25 or older with a bachelor's degree or higher ranges from 72.5% in Woodbridge to 19.7% in Meriden. East Haven and West Haven have 23.6% and 26.7% of people with bachelor's degrees or higher, respectively. It is worth noting that the towns with the lowest percentage of their population with Bachelor's degrees are classified as economically distressed by the State of Connecticut.

Economic Resilience

Disaster planning must include a cost/benefit analysis of prevention and recovery costs when facing a disaster. The very definition of disaster has changed dramatically over the past few years.

With the expanding risks, we have identified some areas of focus:

- Public health
- Climate change
- Cybersecurity
- Utilities
- Supply chain

The Division of Emergency Management and Homeland Security (DEMHS) coordinates emergency management and homeland security planning, training, and exercises with various government and private sector entities. It integrates state homeland security communications and systems, distributes information and security warnings, and establishes standards for intelligence information use. DEMHS provides a coordinated approach to statewide emergency management and homeland security, supported by a strategy developed in collaboration with stakeholders from various sectors.

The region collaborates with CT DEMHS Region 2 to coordinate a comprehensive and integrated statewide emergency management and homeland security program encompassing all human-made and natural hazards, including prevention, mitigation, preparedness, response, and recovery components.

Adjustments to Strategy

The region's economic development strategy did not significantly change this year. However, we will reevaluate the housing goals and objectives next year based on the SCRCOG Housing Working Group and the consultant's recommendations. In addition, the training of incumbent workers in AI will also be considered. Although there are no significant adjustments, we will publish the 2024 CEDS Annual Update for public comments for 30 days.

Evaluation of Progress on the Action Plan and Goals

In addition to the milestones and accomplishments noted above, we also track data and benchmarks relevant to our strategy.

Measure	Current Data (2024 CEDS)	2023 CEDS
Business Retention, Expansion, and Recruitment		
CEDAS Best Practice Certified Towns	10	10
New Businesses	6,950 (2023)	7,010 (2022)
Percentage of Minority-Owned New Businesses	24.7% (2023)	24% (2022)
Jobs in Key Sectors (Switch from county to regional data)	229,703	220,602
Number of Development Projects Completed/Underway in Opportunity Zones	2	1
Number of Projects Completed in the Foreign Trade Zone (Port Area)	1	0
Number of Clinical Trials (Active, Not Recruiting)	568	641
Business Visits by GNHCC	75	75
NIH Funding	\$636,241,724	\$601,537,336
Workforce & Employment		
Workforce Alliance Job Seekers	11, 246	16,357
Labor Force	317,074	312,278
Number of Employed Persons	305,593	300,737
Annual Unemployment Rate (LMI)	4	3.9%

College & University Students	48,125	48,451
Housing		
Total Number of Housing Units	242,680 (2021)	240,575
Number/Percentage of Affordable Housing Units	33,134, 14%*	32,989, 14%
People Burdened by the Cost of Housing in New Haven County/Region	37%	36%
Towns Committed to Below Market Registry	1	0
Towns with 10% Affordable Housing	3	3
Home Median Sales Cost	\$360,000	\$300,000
Rental Cost	\$2,112	\$2,041
Infrastructure		
Enplanements at HVN	352,000 (FAA 2022)	29,732 (FAA 2021)
CT Transit Ridership (Buses were free from 4/1/2022-4/1/2023)	5,536,895 (CT DOT 2022)	4,962,725 (CT DOT 2021)
Metro-North Ridership (New Haven Line)	28 million (2023)	22 million (2022 revised)
CTDOT-maintained state bridges are in good or fair condition	97%	95.40%
Sustainability		
Number of Brownfields Sites Returned to Use	0	1
Number of LEED-certified Buildings (U.S. Green Building Council)	260	247
Towns with Current Plans of Conservation & Development	14, 1 in process	14
Sustainable CT-certified Towns	6	5
Wealth		
Number of Distressed Towns in Region (per DECD definition)	3	3
Poverty in New Haven County/Region	11% (2022)	12.0% (2021)
New Haven County/Region Median Household Income	\$83,617	\$75,073

<p>The percentage of affordable housing in 2023 is based on 2020 Census data, and 2010 Census data are used to calculate the percentage of affordable units in prior years.</p>		
<p>Key sectors: healthcare; higher education; manufacturing; arts, culture, and tourism; transportation and warehousing; professional, scientific, and technical services</p>		

BENCHMARKS

Tradeshows and conferences attended by REX/SCCREDC.

- Yale Real Estate Symposium
- American Bus Association
- Discover New England
- Yale Innovation Summit
- Yale Private Equity and Venture Capital Conference
- Yale Economic Development Symposium
- The Big Connect
- 2024 NADO & DDAA Washington Conference
- 2024 An Afternoon with the Districts
- CEDAS Annual Meeting and Best Practices Awards

Towns with CEDAS Best Practices certification.

- Ten of the 15 towns in the region are certified, with the Town of Madison receiving a gold-level certification. The remaining five towns will be encouraged to apply for certification.

The number of new businesses formed in the region yearly.

- 6,950 new businesses were formed in 2023.
- 24.7% were reported as minority-owned.

Students participating in certificate programs.

- Workforce Training serves, on average, 1,344 students each year.

Students pursuing two and four-year degrees.

- The region's total number of college students has decreased by 1.4% since 2018. Of particular concern is the drop in attendance at Albertus Magnus, CT Community College Gateway, and SCSU. In the last year, attendance at these colleges and universities has increased year over year.

Businesses and clients interacting with Workforce Alliance.

- 11,246
- The number of employed persons in the region is 305,593, a 1.6% increase over 2022.
- Employment has increased by 8.8% since 2010.

Increases in the median wage.

- Median household income increased to \$83,617, an 11.4% increase over 2022.

Hotel occupancy, Average Daily Rate, and Revenue Per Available Room.

- Occupancy was stable in 2023 vs. 2022.
- Hotel occupancy has decreased by 5% since 2019.

- Average daily rate (ADR) has increased 7% over last year.
- Revenue per available room (RevPAR) is up 6.4%.
- Using 65% occupancy as the benchmark for profitability, the region’s hotels only met the mark 4 out of 12 months in 2023 (33%).

The number of towns current on their plans of conservation and development.

- All 15 towns are current on their plans of conservation and development.

Partnerships established to support CEDS’ goals.

- See partners list.

Sustainable CT-certified towns.

- Six towns are certified. The remaining nine municipalities will be encouraged to apply.

Ongoing clinical trials.

- The number of clinical trials decreased by 12.8% year over year.

National Institute of Health funding.

- Funding from NIH increased by 5.8% over 2022.

Business visits through the Greater New Haven Chamber of Commerce BRE outreach program.

- The Greater New Haven Chamber of Commerce business outreach program is on schedule to meet its goal of 75 business visits.

Maintenance of the Visit New Haven app, website, and social media accounts.

- Ongoing

Market Greater New Haven in Avelo destinations.

- Avelo Airlines and the destination airports are actively promoting Greater New Haven as a place to visit.
- REX met with the West Volusia, Florida, tourism organization and their advertising agency to strengthen the ties between the two organizations.

Towns with a commitment to collaborate on a Below Market Registry for units

- 1, New Haven

Percentage of affordable units throughout the region

- 14%

Increase affordable units in each town to meet the state’s goal of 10%

	Total Housing Units 2010 Census	2022 Affordable Units	2021 Affordable Units	2020 Affordable Units	2019 Affordable Units	2018 Affordable Units	2017 Affordable Units
Bethany	2,044	10	13	15	14	12	12
Branford	13,972	446	477	489	469	448	452
East Haven	12,533	1,037	983	1,012	1,007	998	965
Guilford	9,596	219	228	230	231	229	228
Hamden	25,114	2,307	2,343	2,252	2,178	2,126	2,056
Madison	8,049	130	135	136	136	132	130
Meriden	25,892	4,399	4,303	4,274	4,260	4,077	4,157

Milford	23,074	1,175	1,214	1,200	1,226	1,219	1,234
New Haven	54,967	18,343	18,142	17,800	17,615	17,523	17,464
North Branford	5,629	122	121	127	125	125	129
North Haven	9,491	546	552	566	516	507	482
Orange	5,345	72	72	73	73	73	73
Wallingford	18,945	802	827	846	821	789	783
West Haven	22,446	3,486	3,538	3,331	3,236	2,965	2,960
Woodbridge	3,478	40	41	44	43	43	42
	240,575	33,134	32,989	32,395	31,950	31,266	31,167

Reduce people experiencing homelessness

- A 55-room hotel was converted into a homeless shelter in New Haven.
- There are plans for a new Beth-El shelter in Milford.
- Columbus House plans 80 additional units with one- and two-person bedrooms, each paired with private bathrooms.

Schedule of Goals for the Next Year

There are no significant changes in the goals from the 2023-2028 CEDS. Our efforts will continue to support the goals and objectives identified in the Action Plan. Some of the actions to be taken include:

- Host a SBA Resource Fair.
- Host a Government Contracting Fair.
- Request a renewal of the Municipal Services Grant.
- Explore opportunity and funding sources for a New Haven Chapter of CampusCT.
- Encourage towns and organizations to utilize the Arts Council of Greater New Haven’s event calendar to support attendance at art events.
- Collaborate with Avelo destinations to cross-promote regions.
- Identify representatives for the Central Regional Tourism District from each municipality.
- Encourage funding of Shore Line East.
- Promote DEI employment programs including programs for people of different abilities.
- Encourage municipalities to obtain CEDAS Best Practices Certification.
- Encourage municipalities to obtain SustainableCT Certification.
- Increase the number of participants in Workforce Alliance programs.
- Evaluate workforce training for incumbent workers in the use of AI.
- Evaluate workforce training based on current and future workforce needs.

- Include individuals from underserved communities in workforce training programs, college enrollment, and STEM education.
- Update housing goals and objectives based on recommendations of the SCRCOG Housing Working Group and the resulting consultant’s report.
- Continue/complete infrastructure projects relating to transportation, roadways and bridges, freight capacity, optimizing water infrastructure, access to broadband, and renewable energy.
- Increase public health, climate change, cybersecurity, utilities, transportation, and supply chain resilience.
- Increase the number of brownfields returned to use.

Action Plan Update 2023-2024

GOAL 1: Business Retention, Expansion, & Recruitment

Use the region’s competitive advantages to foster equitable, resilient business development, recruitment, job access, wealth creation, and entrepreneurial activity.

OBJECTIVES

Objective 1: Advance growth of key sectors critical to the region’s economic vitality.

STRATEGIES

- 1.1 Promote the region as a place where bioscience, manufacturing, and diverse entrepreneurs can start and grow businesses.
 - REX promoted the region via social media, e-newsletters, tradeshow attendance, networking events, and a relocation guide.
- 1.2 Increase tourism, hospitality, and leisure marketing activity.
 - REX has advocated for increased statewide marketing.
 - The State Office of Tourism has launched its new brand, “Make It Here,” for both tourism and economic development.
- 1.3 Participate in state workforce development programs, including the Regional Sector Partnerships and American Job Centers.
 - The Greater New Haven Chamber of Commerce represents our region for the Governor’s Workforce Council and Regional Sector Partnerships.
- 1.4 Promote our Foreign Trade Zone.
 - FullStack Modular, the leading innovator in designing, manufacturing, and constructing mid- and high-rise multifamily buildings, hotels, and student housing, relocated its U.S. headquarters to 30 Edmund Street, Hamden, Connecticut. In addition to the space in Hamden, the company secured space at the Port of New Haven, a Foreign Trade Zone.
- 1.5 Attract Opportunity Zone Investment.
 - ConnCAT Place at Dixwell is located in Census Tract 141600.
 - Long Wharf is located in Census Tract 140200.

- 1.6 Educate potential businesses and employees about the region’s high quality of life.
- REX promoted the region via social media, e-newsletters, tradeshow attendance, networking events, and a relocation guide.
- 1.7 Develop new commercial mixed-use at Long Wharf, Mill River/River Street, and Boulevard Science Park/Winchester sections of New Haven.
- **Long Wharf Responsible Growth Plan**
The Long Wharf Responsible Growth Plan proposes a comprehensive strategy for transforming the Long Wharf Area into diverse and dynamic mixed-use districts, each focused on an entirely new public realm. The Plan addresses the area’s resilience against future climate-change-induced weather events and sea level rise, needed infrastructure improvements to support new development, and the anticipated costs and revenues associated with the proposed development.
 - **Mill River/River Street Initiative**
The City of New Haven has secured a \$5.0M state grant to continue work in the Mill River District, including infrastructure improvements, mixed-use/mixed-income housing, coastal resilience, and recreational enhancements. A proposed 10,000 sq. ft. building is at 198 River St. The plan is to use a \$969,750 state Department of Economic and Community Development grant to remove the soil contaminated by PCBs (polychlorinated biphenyls) from 198 River St., with \$400,000 allocated by the city for clean fill that will raise the site above the base flood level. The City is looking for development partners for the remaining 15+ acres available in the district.
 - **Winchester Works/Science Park**
- 1.8 Expand space for technology transfer at Hill to Downtown, Long Wharf, Downtown, and Science Park districts in New Haven.
- **Hill to Downtown**
The Union Station Partnership (Metro-North, Amtrak, Shoreline East, and Hartford line rail service) is seeking to select development partners who present a vision, strategy, and conceptual proposal for a mixed-use and mixed-income Request for Qualifications that would integrate with other land uses within the area and thereby create jobs, provide affordable housing, offer community amenities, and encourage overall climate sustainability. In 2023, the project received \$15 million in state bond funding.
 - **Downtown Crossing**
Complete full implementation of Downtown Crossing by completing infrastructure “Phase 4”, opening new development sites at Parcel B and west of Air Rights Garage, along with frontage parcels on MLK Boulevard and South Frontage Road.
 - **Union Square**
A new United States Department of Housing and Urban Development (HUD) Choice Neighborhoods Implementation (CNI) planning grant will revitalize the former Church Street South housing complex.

Objective 2: Provide technical support to existing businesses, including resilience planning, succession planning, diversity, equity, and inclusion programs, the use of technology, sustainability initiatives, and compliance with local, state, and federal regulations.

STRATEGIES

2.1 Maintain strong relationships with businesses through site visits.

- The Greater New Haven Chamber of Commerce continued its business visitation program.

2.2 Provide technology training to prepare workers for Industry 4.0.

- Additional resources are needed for this endeavor statewide. The state’s Chief Manufacturing Officer is pursuing workforce development and expansion funding.

2.3 Schedule programming to support diversity, equity, inclusion, technology skills, sustainability initiatives, and compliance utilizing community resources such as chambers of commerce, libraries, and community centers.

2.4 Collaborate with banks and non-profit lenders to offer technical assistance programming for their customers.

Objective 3: Support programs that promote diversity, equity, and inclusion for employment, entrepreneurship, and education.

STRATEGIES

3.1 With partners, expand outreach to include more historically marginalized communities to define the area’s economic development needs and goals.

- Yale Training program aims to extend the benefits of the biotech boom to New Haven residents aged 18 to 26 interested in establishing a foothold in the biotech and biopharma space. It is being offered in collaboration with 10 New Haven-based biotech companies.
- Several grants at SCSU target students underrepresented in STEM fields and provide programming to veterans with disabilities in CT. MATCH focuses on women, high school graduates entering the workforce, unemployed New Haven residents, New Haven residents of color, and re-entry residents.
- The Lab at ConnCORP in Hamden has been awarded \$4 million to support Black and minority-owned businesses during their early stages.

3.2 Provide education and training through improved access to colleges, vocational training programs, and adult education initiatives.

- Yale New Haven Health and four local universities help eligible students enroll in nursing programs. Fairfield, Quinnipiac, Southern Connecticut State universities, and Connecticut Community College Gateway aim to produce at least 557 more nurses over the next four years.
- During this period, a \$10 million grant will train 1,250 patient care associates/technicians at Yale New Haven Hospital. The program participants are full-time employees who receive pay and benefits.

3.3 Encourage banks and non-profit lenders, such as micro-loans, to provide capital to entrepreneurs.

3.4 Ensure reliable and efficient transportation options provide equitable access to jobs.

- Union Station re-development is being planned.
- REX is advocating for additional Shoreline East trains.

3.5 Encourage inclusive policies and practices in both the public and private sectors.

3.6 Expand access to economic opportunity through cultural equity, including support for incubators like NXTHVN and new digital arts and music proposals.

- Center for Inclusive Growth
The Center, funded through Yale's \$5 million commitment, has been formed to develop and promote strategies that lift all New Haven residents.

Objective 4: Develop a well-qualified workforce by creating multiple access points to various career paths.

STRATEGIES

4.1 See Goal 2

Objective 5: Expand participation in our robust, diverse entrepreneurial ecosystem.

STRATEGIES

5.1 Offer resources such as mentorship, networking opportunities, business incubators, and access to funding to help business owners start and grow their businesses.

- CONNCorp, ClimateHaven, Collab, Small Business Development Center, NHE3, DNA of an Entrepreneur, and other resources are available.
- CitySeed Food Incubator

5.2 Support maker spaces to allow individuals to explore opportunities without capital investment.

- MakeHaven is the primary maker space in the region.

Objective 6: Advocate for business-friendly federal, state, regional, and local initiatives to encourage economic growth and vitality.

STRATEGIES

6.1 Testify or submit testimony to legislators regarding proposed bills.

- REX testified in support of the conveyance of the 7-acre former Gateway Community College at 60 Long Wharf Drive to the City of New Haven.
- REX testified in support of Tweed-New Haven Airport (HVN) and its Environmental Assessment (EA) to expand the airport by extending the runway and constructing a new terminal.
- REX testified to expand commuter rail service for Shoreline East to align with Metro-North and Amtrak service schedules.

6.2 Meet with legislators regularly.

- REX and its partners routinely meet/communicate with legislators, particularly during the legislative session, providing information on the impact of specific bills on the region's constituents and business.

6.3 Provide opportunities for the legislators to meet with the business community.

- The local chambers of commerce host networking events for members, legislators, and elected officials.

Goal 2: Workforce

Design and deliver real-time, intuitive tools that will enable the regional workforce system to more quickly and effectively respond to employer, education and training provider, and jobseeker needs through industry pipelines, work supports, and labor market information (LMI)-informed career pathways possible.

OBJECTIVES

Objective 1: Expand and support Jobs Pipeline projects in the region.

STRATEGIES

1.1 Enable municipalities, school districts, adult education providers, and other organizations to educate job seekers, students, and parents about job opportunities in demand in and on the region's perimeter.

- Promoted certificate programs for manufacturing and CNAs to meet regional demands and support the defense industry's major manufacturing contracts.
- As South Central Connecticut's American Jobs Center, Workforce Alliance has executed various programs to address existing and emerging workforce needs. Programs have focused on the unemployed and the underemployed and meeting industry demand. Many training programs have been created with community colleges and private sector partners to address the region's most critical labor shortages, such as IT, utilities, healthcare, social services, hospitality, manufacturing, and the trades. Programs include:
 - Professional Services
 - Manufacturing
 - Hospitality & Retail
 - Healthcare & Social Services
 - Information Technology
 - Skilled Trades & Personal Services
 - Project CEO to prepare young adults for professional careers
- American Job Centers offer a variety of job fairs in various sectors.

1.2 With chambers of commerce, local and national trade organizations, and other business entities, review, update, and develop core baseline competencies for entry-level and mid-level employment in-demand sectors, which can be integrated into current or developing curricula or training programs on the CT Eligible Training Program List (ETPL). (Years 2-3)

1.3 Develop a cooperative Municipal Employment Pipeline for the region, with assistance from SCRCOG, to provide pathways, internships, and processes to fill difficult jobs and enable those employed in municipal roles to upgrade their skills and continue to serve government entities. (Research in Year 1; Develop and implement by Year 3)

- Wallingford held a Municipal Career Night for individuals to learn about careers in law enforcement, fire and emergency services, electrical/water/WPCA utilities, public works, and office and clerical support.
- REX promoted open positions in towns and at SCRCOG through e-newsletters and social media.

Objective 2: Provide better local access to existing work supports in the region to provide job and business retention services to workers and their companies.

STRATEGIES

2.1 Catalogue existing and potential work support in each municipality (school-based and out-of-school); distribute information and methodology for potential replication or partnerships. (Begin Year 1, complete end of Year 2)

2.2 Identify work support gaps in service throughout the region. Inform potential partners (public and private) that may be able to assist in addressing the gaps. Chambers of commerce, local and trade organizations, and other business entities encourage private-sector participation in regional job coaching, summer youth employment, and year-round subsidized employment programs. (Year 2)

2.3 Advocate for replication and expansion of best practices in work support for businesses and municipalities. (Year 2-3)

2.4 Tie workforce objectives to regional initiatives for improved transportation systems, routes and access, and affordable housing development.

- Union Station re-development will provide reliable, efficient transportation options and equitable job access.
- The housing crisis is being addressed through various avenues, including the SCRCOG Housing Working Group.

2.5 Develop outcome data on the success of individual work support strategies. This should include local access and availability to transportation, childcare, affordable housing, and mental health services. (Year 3-4)

2.6 Strengthen high school-to-college articulation, dual enrollment, and career pathways in the life sciences through 101 College Street classrooms, a BioPath partnership with SCSU, and adult certificate programs.

- We are promoting the BioPath partnership with SCSU.
- The 101 College Street classroom will open in 2024 (in partnership with Winstanley, BioLabs, the City of New Haven, CT State Colleges and Universities, and New Haven Public Schools).
- The City of New Haven has launched a Career Pathways program via New Haven Public Schools (ARP funding) to develop the Career Connected Learning Hub.

2.7 Strengthen non-college career pathways through partnerships with public high schools and private industry, including apprenticeships, paid on-the-job training, and industry certificate programs.

Objective 3: Support a region-wide system providing quality local labor market information and career pathways to long-term unemployed youth, young adults, adults, and dislocated workers (typically laid off).

STRATEGIES

3.1 Engage Workforce Alliance, the CT Workforce Development Council, the CT Office of Workforce Strategy, U.S. and Connecticut Department of Labor, and private LMI researchers to establish a framework for the system. (Years 1-2)

3.2 Utilize business and community organizations (i.e., Chambers of Commerce, Community Foundation for Greater New Haven, Data Haven) to assist in system design.

3.3 Link to and leverage existing resources that aggregate labor market information, job postings, and available training options such as CareerConneCT, CTHires, and Level All.

3.4 Develop systems for engaging and serving immigrants and speakers of languages other than English to fill existing gaps.

Goal 3: Housing

Ensure continued action in creating and preserving housing to offer a broad spectrum of housing options for people of all income levels, working regionally to build market rate and affordable housing, deconcentrate poverty, and promote integration utilizing the SCRCOG regional housing plan upon completion.

OBJECTIVES

Objective 1: Support opportunities for incentivizing housing production.

STRATEGIES

1.1 Develop regional housing growth zones to give developers access to state funding for affordable and market-rate housing.

1.2 Support statewide approach to affordable housing, including using quasi-development authorities and formula-based gap financing sources.

1.3 Establish a regional recommendation to solicit increased funding allocated to housing development and incentives for affordable housing development.

- This is being considered in the SCRCOG Housing Working Group recommendations.

Objective 2: Establish and expand the Below Market Registry across the region to support Housing for All.

STRATEGIES

2.1 Identify towns and cities utilizing the Below Market Registry effective tool.

- New Haven is utilizing the Below Market Registry.

2.2 Provide widespread marketing of the availability of these programs.

Objective 3: Support Workforce Homeownership Programs offered by the state and local government throughout the region.

STRATEGIES

3.1 Establish a database of available and accessible funds across the region.

3.2 Improve access to lenders.

3.3 Unlock the potential of multi-family ownership models, including accessory dwelling units.

Objective 4: Educate residents on available programs and regional housing units.

STRATEGIES

4.1 Build a regional database of affordable housing units across all towns and cities.

4.2 Support a regional marketing campaign to engage and support first-time homebuyers and workforce homeownership programs.

4.3 Establish a regional down payment assistance program.

4.4 Establish regional assistance to include households whose average medium income exceeds 80% to include working families to participate in homeownership programs.

Objective 5: Implement the SCRCOG regional housing plan.

5.1 Aid in implementing the Housing Action Plan once adopted by the SCRCOG Board. The Action Plan will move beyond education and into collaboration with municipalities, including regular regional planner & land use staff meetings.

Goal 4: Infrastructure

Develop, maintain, and effectively use a robust, integrated, multi-modal transportation, communications, and information system that facilitates the efficient, convenient movement of people, goods, and data intra-regionally, inter-regionally, and internationally.

OBJECTIVES

Objective 1: Improve and rebalance the multi-modal transportation network with an emphasis on safety, congestion mitigation, reduced carbon emissions, and the accommodation of bicyclists and pedestrians.

STRATEGIES

1.1 Support efforts to reduce and ultimately eliminate traffic fatalities and serious injuries on highways, roads, and public transit and for drivers, passengers, bicyclists, and pedestrians by focusing on designing for safety and participation in the Safe Streets for All (SS4A) initiative. Completion: Ongoing

- SCRCOG received funding to hire a community highway safety specialist to address behavioral causes of crashes in the region.
- SCRCOG completed the update of the Regional Transportation Safety Plan.
- SCRCOG adopted Vision Zero Resolution.

1.2 Support measures to improve air quality and address noise and light pollution caused by the transportation system infrastructure.

- SCRCOG is the lead agency on the Climate Pollution Reduction Grant program. It completed the MSA's Green House Gas (GHG) Inventory.
- Completed the Priority Climate Action Plan.
- SCRCOG entered into a Memorandum of Agreement for two USEPA Climate Pollution Reduction Implementation Grants to fund Climate-Friendly Regulations and Processes and Solar on Public Housing.

1.3 Encourage the promotion of more ways to travel by foot, mobility aid, bike, and micro-mobility devices through infrastructure investment, primarily through the Complete Streets program.

- The New Haven Parking Authority (NHPA) intends to launch a new Bike Share system with 100 regular bicycles, 100 electric bicycles, and ten electric cargo bicycles. NHPA is contracting with a local bike shop for maintenance and rebalancing. Drop Mobility will launch the system in May 2024 with internal funds, planned grants, user fees, and sponsorship revenues to sustain.
- SCRCOG completed the following studies in 2023:
 - Bicycle and Pedestrian Plan for the City of West Haven
 - Hamden Farmington Canal Trail Crossings Evaluation Study
 - Woodbridge Business District Connectivity Study
 - Central Connecticut Loop Trail Connection Study - Meriden
 - Existing Conditions – Bike-Ped Safety Improvements Study - Madison
 - Feasibility Study of Connecting Plains Road via an At-Grade Rail Crossing in Milford
 - Walkability Study – Town of Branford
 - Northrup Road Study – Town of Wallingford
 - Route 10 Complete Street Study – Town of Hamden
 - Fountain Street Corridor Study – City of New Haven
- The SCRCOG LOTCIP program supported New Haven's efforts to improve bike-ped infrastructure improvements.
- SCRCOG contracted with SLR to create a Regional Bike Ped Plan to be completed by Dec 2024.
- SCRCOG staff participates in the Route 146 Corridor Management Plan Advisory Committee. Project page - Route 146 Corridor Management Plan (route146cmp.com)

1.4 Support the establishment of a firm footing for future changes in transportation technology.

1.5 Implement CTTTransit's Move New Haven Study, which will result in more frequent and efficient bus service and the creation of crosstown routes and transit hubs.

- New Haven Bus Rapid Transit is under design.

1.6 Continue participating in Northeast Corridor passenger rail plans to create a regional high-speed rail network, supporting an Amtrak proposed route through New Haven Union Station.

- SCRCOG is co-hosting with the Central Regional Council of Governments (CRCOG) in revitalizing the Corridor Advisory Committee of Chief Elected Officials for CTfastrak and CTrail-Hartford Line.

1.7 Support New Haven's Union Station improvements, including shops and restaurants, a bus depot, parking, and EV charging.

- The City and State of Connecticut have launched a new 55-year Union Station Partnership (USP) to preserve and adapt the historic New Haven Union Station for the next 100 years of its life. The USP has received \$17 million in bonding from the State of Connecticut to invest in the physical plant of the building, double the amount of retail space, triple the amount of bathroom stalls, and enhance passenger amenities while preserving the historic elements of the station. A Lactation and Wellness room was opened in 2023, with plans to install a family restroom by the end of 2024. More information can be found at the project website: <https://unionstationnewhaven.com/>
- The CTDOT has received \$15 million in bonding from the State of Connecticut to work with the USP to develop the two surface parking lots at New Haven Union Station. The USP will redevelop the West Lot into a mixed-use intermodal center (MUIC) with a first-floor bus depot, 450-car parking garage, sidewalk-level retail, and offices and bathrooms to support the bus operations. The design has begun. The CTDOT has selected a consultant to support the redevelopment of the East Lot with a planned two-phase RFQ (04/2024) and RFP (Winter 2025) process. The development can be followed at our website: <https://unionstationnewhaven.com/>
- The rights of way continue to evolve to support redevelopment at New Haven Union Station. Columbus Avenue and S. Orange Street have fully reopened and have begun operation in the district. The City of New Haven will reconstruct the pedestrian and bicycle connection on Route-1/Water Street this Spring, connecting the Post Office and Long Wharf district with the train station. CTDOT has begun designing a road diet on Union Avenue to provide 10' of additional sidewalk on the side of the station and developments listed above. The Union Square project, across the street from the station, has begun a year-long planning process to redevelop the former Church Street South property, significantly impacting circulation.
- Fourteen electric vehicle chargers operate at the existing New Haven Union Station parking garage.

1.8 Support the efforts of the City of New Haven and private sector investment to construct a new passenger terminal and other new infrastructure to modernize and expand Tweed-New Haven Airport and provide frequent commercial passenger flight services to popular destinations and regional hubs.

- The City of New Haven, the Greater New Haven Transit District, and the NHPA have partnered with Via and funded by the CTDOT to launch a microtransit service in the City of New Haven. The service will connect half of the neighborhoods of New Haven, the two train stations, and all of the NHPA public parking garage facilities with an easy \$10 flat fee ride to Twee-New Haven airport. The service will launch in November 2024, before the holiday season.
- Over the past year, the airport has added destinations to Daytona Beach, FL; Greenville-Spartanburg, SC; San Juan, Puerto Rico; Knoxville, TN; Destin-Ft. Walton Beach, FL; Atlanta, GA; Lakeland, FL; and Charlotte, NC. So, with our current terminal, the region continues to demonstrate the demand for additional nonstop service out of HVN, with passenger volume approaching 1.1M annually.
- Avports is designing the new East Terminal, starting at risk before the finding of no significant impact (FONSI) decision was concluded. The runway extension and other capital programs at the airport that will bring economic benefits to the regional community are also in the design phase.
- The airport is working with Avis on adding level 2 EV charging for Rental Cars and Airport operations.
- The airport is working on adding Hydrogen Fueling services for airport operations, which would be the first in the US at an airport.
- We have expanded the fiber connectivity at HVN to include fiber into the East Haven side of the airport to use for current operations and as the connectivity point for the future East Terminal development.
- HVN has invested in the tide gates, which allow airport operations to manage the flow of water that runs through the airport and mitigate flooding in the local communities and at the airport. Avports has invested in flood management assets, allowing flood mitigation at airport departure and arrival terminals.

1.9 Market the region's commuter rail and Transit-Oriented Development (TOD) assets to attract potential businesses and investors.

- The Union Station Partnership (USP) scheduled a public Request for Qualifications (RFQ) for the New Haven Union Station East Lot. The City of New Haven, led by the New Haven Parking Authority (NHPA), has submitted a new zoning district for the train station called Transit Oriented Community (TOC). For more information on the TOC, please follow here: <https://unionstationnewhaven.com/development-plan/zoning/>

1.10 Coordinate with CTtransit to evaluate upgrades and the potential for service improvements.

- Due to investments from the State of CT budget, all CTtransit routes operate throughout the day until after 1 a.m. The expanded service, an over 30% increase from prior years, was the most significant service expansion in CTtransit-New Haven history. Additional routes were planned and implemented to link job centers to the other routes.
- The Downtown Green Free Shuttle route was expanded from 5 to 7 days a week. It now connects New Haven Union Station to the downtown green and supports post-COVID transportation patterns.
- Continue planning for future bus rapid transit service in New Haven, Hamden, and West Haven.

1.11 Continue to engage public and private partners on an economic development strategy for Metro-North, Hartford Line, and Shoreline East train stations, highlighting TOD opportunities.

1.12 Engage CTTransit and the private sector to evaluate opportunities to increase transit ridership.

- SCRCOG continues to work with CTRides and the Regional Mobility Manager to encourage ridership.
- SCRCOG has contracted with VN Engineers to conduct a Regional Mobility Study for the Aging and Disabled Communities to be completed by Dec 2024.

1.13 Encourage the use of electric and alternative fuel vehicles and develop an accessible network of EV charging stations to reduce emissions that cause climate change and air pollution, which disproportionately affects low-income and urban people.

- The NHPA has successfully installed public level 2 EV chargers in its publicly owned garages and designed over 40 additional chargers to expand its program to all transient parking lots and add to its existing 2 ‘electrified’ parking lots.

Objective 2: Support continued investments in roadways and bridges.

STRATEGIES

2.1 Engage in strategic, coordinated planning to determine the most effective use of the current unprecedented infusion of federal investment in our transportation infrastructure to implement transformative projects and to maintain other vital assets in a “state of good repair.”

- The City of New Haven, through the Community Alliance for Research and Engagement (CARE) at SCSU, has received a \$3.4 million grant from the CDC titled REACH (Racial and Ethnic Approaches to Community Health). This second REACH grant will fund an additional five years of engagement with underserved and under-resourced communities to implement the City’s new Active Transportation Plan and Safety Plan titled “Safe Routes for All.” The City will work to engage with neighbors as projects from the plan are implemented with federal and state funding.
- The City of New Haven received over \$20 million in various separate funding sources from the Federal Government to expand safe and equitable transportation infrastructure. One of the projects that earned grant funding is the 4.4-mile expansion of the Shoreline Greenway Trail to connect to the Farmington Canal Line in New Haven’s Mill River neighborhood. The State Street Corridor project, the Whalley Avenue Corridor Project, the Water Street Multiuse Path, Valley Street, and more are examples of State and Federal funding that the City has earned.

2.2 Support significant regional transportation projects such as Downtown Crossing and reconfiguring the I-91/Rt. 15/I-691 merge, the rehabilitation of Heroes Tunnel, and the reconfiguration of Exit 59 on Rt. 15.

- At the last quarterly CTDOT/COG meeting, New Haven said they are internally working on the Downtown Crossing Phase 4 project. CTDOT will support the City’s project and its efforts to secure federal dollars, get this into the Capital Program and STIP, and encourage New Haven to pursue any grant opportunity for this project.

- Work is currently being performed within the Heroes tunnel to address some deficiencies. Restriping the lanes and replacing the light fixtures with new LED fixtures are anticipated to be completed by the end of 2024. CTDOT is still evaluating the need to widen the tunnels to add traffic capacity.
- Modifications to the Route 15 Exit 59 interchange ramps were evaluated, and CTDOT is conducting a revised traffic analysis to determine whether they would improve traffic operations through the tunnel.
- The last update was in December 2023, when it was reported that the Route 15 project was in the final design stages and working towards starting construction.

2.3 Maintain a balance between local and regional interests in considering approval of infrastructure projects and when advocating for infrastructure funding.

2.4 Encourage the adoption and implementation of Complete Streets policies with a focus on high-crash segments of state arterial roads, including Route 80 (New Haven – North Branford), Route 10 (New Haven – Hamden), and Route 146 (East Haven – Madison).

- SCRCOG staff is participating in the Route 146 Corridor Management Plan Committee, which is currently being studied through the CTDOT corridor planning program. A contiguous sidewalk on one side of the road is desired to improve pedestrian, bicycle, and driver safety throughout the corridor.
- Route 80: from 91 to NH line – CTDOT is working on countermeasures for speed control.
- Route 10: A temporary Road Diet was put in place for speed control.
- Two-way, complete/slow street initiatives throughout New Haven, including Downtown core, Orange Street, Whitney Avenue, and State Street.

2.5 Support reconstruction of I-95 over West River and replacement of Kimberly Avenue Bridge over I-95 in West Haven, and encourage TOD development near West Haven Train Station, redevelopment in the Allingtown section and at the waterfront area of West Haven (former proposed site for “The Havens” retail development).

2.6 Support implementation of better ways to link Downtown New Haven, Union Station, and Tweed-New Haven Airport.

- See microtransit above.
- The NHPA partnered with Tweed-New Haven to provide long-term, remote parking for Avelo customers in peak season. The airport runs a shuttle to downtown, and the parking revenues help offset the program's shuttle costs.
- New Haven received a grant for a pilot micro transit program connecting several neighborhoods with existing transit services to close gaps in Connecticut's public transportation system.

2.7 Continue the I-95 Eastern CT Planning & Environmental Linkages Study (I-95 Eastern CT PEL) and widen I-95 from Branford to the Rhode Island border.

- The project page is I-95 Eastern CT PEL (i95easternct.com).
- Public outreach is anticipated in the fall of 2024.

2.8 Design and start extending entrance and exit ramps on Route 15.

- An interim safety project was completed to finish the sidewalk network and rebuild the intersection of Pond Lily and Route 69.

- CTDOT has three active projects (exits 59, 61, and 62NB), and we are examining the rest of Route 15.
- CT DOT Route 15-Interchange 62 Northbound Ramps Reconfiguration is underway.
- The CTDOT project team delivered a live presentation to the public and stakeholders on March 21st, 2024.

2.9 Support government and private-sector investments in zero-emission vehicle fleets to reduce greenhouse gas emissions and fight climate change.

- The NHPA has switched the security division vehicles from gas-powered to electric vehicles (Chevy Bolt).

Objective 3: Expand the freight capacity of the region.

STRATEGIES

3.1 Support investments in the Port of New Haven to expand freight capacity by deepening the shipping channel consistent with approved dredge depth.

- SCRCOG has contracted with VN Engineers to conduct a Regional Freight Study to be completed in 2024.
- Expand the use of rail and other intermodal connections from port terminals to end users to limit laydown needs outside of the Port District.

3.2 Garner supports and advocates for continued federal funding for shipyard improvements and repairs.

3.3 Continue supporting the state and port landowners in connecting the Port of New Haven with the Providence and Worcester Railroad.

3.4 Coordinate site development projects with transportation improvement plans in the region's Metropolitan Transportation Plan (MTP).

- SCRCOG has contracted with VN Engineering to conduct a Regional Freight Plan as part of the UPWP 2024-2025 Work Plan.
- SCROG Staff participates in the MAP Forum (Transportation Planning with CT, NY, NJ, and PA)
- MAP Forum (arcgis.com)

3.5 Support efforts to establish dependable and sustainable funding sources for the State Special Transportation Fund, including the recently enacted highway use tax for heavy commercial trucks using Connecticut's highways.

Objective 4: Optimize water infrastructure and partnerships for maximum economic impact.

STRATEGIES

4.1 Identify municipalities ready and able to fund water system expansion into unserved areas or regionally partner in funding.

4.2 Determine if state or federal funds are available for economically driven water system expansion.

4.3 Support the Regional Water Authority (RWA) in its efforts to harden its infrastructure and to optimize its resilience to climate change, extreme climate-driven and weather events, shortened cycles of drought and water surplus, as well as strength to domestic or foreign terror, vandalism, and cybersecurity attacks.

4.4 Support the rehabilitation of the Whitney Dam in Hamden and the protection of land surrounding Lake Galliard in Branford.

4.5 Support efforts to preserve land in drinking water watersheds in their natural state, separate stormwater and wastewater in the combined sewer systems remaining in the City of New Haven, and encourage exploring and establishing stormwater authorities.

4.6 Support projects that harden the infrastructure of wastewater treatment facilities in the region to increase resilience to storms and sea level rise and plan for necessary capacity and reliability.

4.7 Encourage towns to start stormwater diversion infrastructure such as rain gardens and bioswales and requirements for Low-Impact Development (LID) to safeguard drinking water from stormwater runoff and pollution.

Objective 5: Ensure the entire region has affordable telecommunications infrastructure to support modern communication and information systems.

STRATEGIES

5.1 Determine the region's access and telecommunication infrastructure requirements using the state's Internet for All data.

5.2 Promote using the state's Affordable Connectivity Program—\$30/Month Discount for Internet Service; All SNAP and Medicaid Members Eligible.

- New Haven received a \$250,000 grant to fund a weekly outreach and sign-up event series that will rotate between Elm City Communities properties, New Haven Free Public Library branches, and community non-profits.

5.3 Identify the capacity needed to support high-tech companies.

5.4 Support and promote efforts to enhance the region's faster, cheaper broadband service.

5.5 Use federal infrastructure funds for broadband expansion, focusing on reaching underserved areas and equity.

- The National Telecommunications and Information Administration (NTIA) has accepted the State of Connecticut's digital equity plan, "Connecticut: Everyone Connected." Federal acceptance of this plan makes the state eligible for \$18 million in Digital Equity Act Capacity Grant funds, which would support the plan's implementation.

Objective 6: Support the expansion of renewable energy sources, reduction in cost, and resilience of the electric grid to extreme weather events caused by climate change and physical and cyber attacks.

STRATEGIES

6.1 Promote energy-efficient programs, including the expanded use of Energy Saving Performance Contracts (ESPC).

- Avangrid (UI/SCG/CNG) conducts regular community tabling events to promote energy efficiency programs in settings like town/city festivals, food pantries, senior centers, conferences, etc., throughout the Greater New Haven region.

6.2 Assist low-income homeowners with soaring electricity, natural gas, and home heating oil costs.

- Avangrid (UI/SCG/CNG) conducts regular community tabling events to promote energy efficiency programs in settings like town/city festivals, food pantries, senior centers, conferences, etc., throughout the Greater New Haven region.

6.3 Promote the development of safe, clean, and reliable electricity with such generation provided by solar and wind energy.

- Avangrid (UI/SCG/CNG) conducts regular customer enrollment events throughout the service territory. These events allow customers to meet directly with customer service representatives to enroll them in energy bill payment assistance programs on-site. These events are in partnership with Community Action Agencies so that customers can apply for CEAP in tandem with our programs. These events are held in community spaces such as senior centers, public libraries, etc.

6.4 Implement measures to prevent and respond to power outages to provide resilience to storms and other disruptive natural events, malicious attacks, accidents and failures, vandalism, and physical and cyberattacks from domestic and foreign terrorists. Activities include utility pole management, vegetation management, microgrids, energy storage, cybersecurity analysis and upgrades, and grid infrastructure hardening.

Goal 5: Real Estate, Land Use & Sustainability

Developable land is an extremely limited resource in the region. The region must continue to embrace and adopt strategies that focus on cleaning up contaminated sites, supporting effective and efficient development plans, and protecting resources that contribute to its overall sustainability.

OBJECTIVES

Objective 1: Support brownfield redevelopment.

STRATEGIES

1.1 Identify properties within the region with the most significant potential for return on investment (ROI) that are vacant or underutilized due to environmental contamination and would have strong market demand for reuse if remediation occurred. Criteria should

include the potential for development, private investment, and proximity to public transit.

Town	Name	Address	Parcel ID Number	Site Acreage
NORTH HAVEN	SCHIAVONE PROPERTY	250 UNIVERSAL DRIVE	N/A	92
NORTH HAVEN	250 UNIVERSAL DRIVE PARCEL 1	250 UNIVERSAL DRIVE	57950	83
NORTH HAVEN	SCHIAVONE PROPERTY	250 UNIVERSAL DRIVE	298690	25.32
HAMDEN	HAMDEN MIDDLE SCHOOL	560 NEWHALL STREET	20186	21.2
BETHANY	FORMER GUN CLUB	43 ATWATER ROAD	107/110A	16.48
MILFORD	OWENS ILLINOIS	265 OLD GATE LANE	079-810-2	15.95
MERIDEN	MERIDEN HUB	1-77 STATE STREET	0105-0022-0001-0000/403	13.94256
MERIDEN	MERIDEN ENTERPRISE CENTER	290 PRATT STREET	0302-0258-0004- 0028/19793	12.2314

1.2 Identify and advocate for funding opportunities for environmental assessment and clean-up, seek to aggregate resources for use in the region, and promote those resources region-wide.

1.3 Actively market target sites.

1.4 Monitor proposals from DEEP for the transition from the Transfer Act to Release-Based Cleanup Regulations

Objective 2: Utilize best practices for development projects, including mixed-use development, transit-oriented development (TOD), adaptive reuse, green building, and smart growth.

STRATEGIES

2.1 Develop a marketing plan for sites that could support these types of development.

2.2 Develop a resource list of next-generation mixed-use combinations and TOD that maximize the value of unique municipal characteristics and target emerging industry needs.

2.3 Create a resource team of professionals to define next-generation mixed-use combinations and TOD and provide technical assistance to municipalities.

- The SCRCOG Housing Working Group is bringing together representatives from various aspects of community development to evaluate opportunities.
- SCRCOG recently hosted a 4-credit Land Use Commissioner Training that included Land Use Basics and Affordable Housing. The training satisfies the four-hour training requirements created in Public Act 21-29. The session recording and handouts are available on SCRCOG's Basecamp webpage.

2.4 Prioritize infill development.

2.5 Increase the use of public transportation to reduce the amount of land used for parking spaces.

Objective 3: Manage the region's natural, cultural, and economic resources.

STRATEGIES

3.1 Conduct a comprehensive assessment of the region's natural, cultural, and economic resources.

3.2 Execute the 2018-2028 SCRCOG Plan of Conservation & Development and monitor outcomes.

3.3 Monitor use and support the development of recreational land use assets, including parks, greenways, and bicycle/pedestrian trails.

Connecticut Trail Census (statewide volunteer organization) Number of Uses	2017	2018	2019	2020	2021
Farmington Canal Trail, Hamden	48,035	57,137	52,051	180,226	182,799
Farmington Canal Trail, New Haven	73,491	108,212	116,228	170,004	183,817
Shoreline Greenway Trail, Madison	90,604	91,811	92,609	104,041	96,727
Total	212,130	257,160	260,888	454,271	463,343

State Park Usage	2020	2021	2022
	10 million	17 million	17 million

Connecticut Trail

Census is a volunteer group that tracks the number of uses on selected trails. When data collection fails, the organization estimates the totals using the average daily visits.

- The state does not report visitation by park on an annual basis. However, Hammonasset Beach State Park in Madison is the most visited outdoor attraction in the state, with over 3 million visitors in 2021.

3.4 Encourage connectivity of trails and recreational assets to transportation nodes and centers for economic activity, including commercial centers and downtown areas.

- West Haven plans a 1.3-mile bike path connecting Yale West Campus to the train station.

- New Haven plans to construct 4.4 additional miles of a car-free pathway, connecting two existing corridors. The Shoreline Greenway is a 25-mile route stretching from East Haven through Madison. The Farmington Canal is another linear park that starts in New Haven and spans 84 miles to Northampton, Massachusetts.

3.5 Monitor and support energy usage and reliability and encourage the development of renewable energy assets for residential, commercial, and agricultural uses.

- The City of New Haven has launched Solar for All, a leasing program to provide homeowners with affordable solar energy and energy efficiency upgrades. The program will help residents reduce their electricity bills and carbon footprint.
- Colleges & universities are leading the way with sustainable building practices.
 - Yale University Divinity School's Living Village will be the largest living-building residential complex on a university campus. It is a key component of Yale's Planetary Solutions initiative, designed to meet the Living Building Challenge, the most aggressive standard for sustainable buildings today.
 - The newly-renovated Yale Peabody Museum is a LEED-Gold-certified building expected to halve its energy usage while increasing its total size by 57,000 square feet.
 - SCSU's School of Business building opened in the fall of 2023, Connecticut's first net-zero structure in terms of carbon footprint.
 - Quinnipiac University opened a new 137,000-square-foot academic building called SITE, which is focused on Science, Innovation, Technology, and Exploration and is designed to be student-centered and state-of-the-art. The building is LEED-certified.
 - Quinnipiac University is set to open a new School of Business with a total area of 79,000 square feet for the academic year 2024-2025. The building is designed to be LEED-certified.
 - The Grove, a 417-bed residence hall at Quinnipiac University, will open during the academic year 2024-2025. The building is designed to be LEED-certified.

3.6 Use the 2023 SCRCOG Regional Hazard Mitigation Plan Update to facilitate coordinated efforts and information sharing among municipalities, organizations, and agencies toward improved storm preparation along the coastline and climate change resilience.

- New Haven County has released the final Priority Climate Action Plan (PCAP) as part of the national Climate Pollution Reduction Grant program (CPRG). It includes a greenhouse gas emissions inventory, examining low-income and disadvantaged communities, mitigation strategies, and a communications toolkit. The next grant deliverable is the Comprehensive Climate Action Plan (CCAP).

3.7 Educate the public on the importance of sustainable resource use, including energy consumption, solid waste reduction, and natural environment protection.

BENCHMARKS

- Number of brownfield sites returned to use
One completed, one underway
- Number of LEED-certified buildings
260, an increase of 13
- Usage of outdoor recreational facilities
- Number of towns with Sustainable CT certification
Six, an increase of one

Committee Members

First name	Last name	Company	Committee
Michael	Anderson	Avangrid	2024 CEDS Infrastructure
Anne	Benowitz	Greater New Haven Chamber of Commerce	2024 CEDS Business Recruitment & Retention
Nicoletta	Blevins	Regional Water Authority	2024 CEDS Infrastructure
Laura	Brown	City of New Haven	2024 CEDS Land Use
Stephanie	Camp	SCRCOG	2024 CEDS Workforce & Housing, 2024 Strategic Planning Committee
Thomas	Cavaliere	AdvanceCT	2024 CEDS Business Recruitment & Retention
Hope	Chavez	Arts Council of Greater New Haven	2024 CEDS Business Recruitment & Retention
Laura	Francis	SCRCOG	2024 CEDS Infrastructure, 2024 Strategic Planning Committee
Mike	Freda	First Selectman, Town of North Haven	2024 Strategic Planning Committee
Michael	Harris		2024 CEDS Business Recruitment & Retention, 2024 Strategic Planning Committee
Ann	Harrison	Workforce Alliance	2024 CEDS Workforce & Housing
Douglas	Hausladen	New Haven Parking Authority	2024 CEDS Infrastructure
Erik	Johnson	Town of Hamden	2024 CEDS Workforce & Housing
Ginny	Kozlowski	REX/South Central Regional Economic Development Corporation	2024 Strategic Planning Committee
Eugene	Livshits	Town of Hamden	2024 CEDS Workforce & Housing
Erika	Lynch	Connecticut Community College Gateway	2024 CEDS Workforce & Housing, 2024 Strategic Planning Committee
Dean	Mack	City of New Haven Office of Economic Development	2024 Strategic Planning Committee
Barbara	Malmberg	REX/South Central Regional Economic Development Corporation	2024 CEDS Workforce & Housing, 2024 Strategic Planning Committee, 2024 CEDS Business Recruitment & Retention
Steve	Matiatos	Courtyard by Marriott at Yale	2024 CEDS Business Recruitment & Retention, 2024 Strategic Planning Committee
Robert	Motley	Cushman & Wakefield	2024 CEDS Land Use
Serena	Neal-Sanjurjo	EDC	2024 CEDS Workforce & Housing, 2024 Strategic Planning Committee
Clio	Nicolakis	Science Park Dev Corp	2024 CEDS Business Recruitment & Retention, 2024 Strategic Planning Committee
Laura	Pirie	Pirie Associates Architects	2024 CEDS Land Use
Michael	Piscitelli	City of New Haven Office of Economic Development	2024 CEDS Infrastructure, 2024 Strategic Planning Committee
Thomas	Rafter	Tweed-New Haven Airport	2024 CEDS Infrastructure
Chris	Reardon	Workforce Development Consultant	2024 CEDS Workforce & Housing
Shelly	Saczynski	REX	2024 CEDS Business Recruitment & Retention, 2024 Strategic Planning Committee
Jamison	Scott	Air Handling Systems	2024 CEDS Business Recruitment & Retention, 2024 Strategic Planning Committee
Garrett	Sheehan	GNHCC - Greater New Haven Chamber of Commerce	2024 CEDS Land Use, 2024 Strategic Planning Committee
Louis	Silva	Community Investment Corp.	2024 CEDS Business Recruitment & Retention
William	Wallach	CT OPM	2024 Strategic Planning Committee
Winnie	Yu	Southern Connecticut State University (SCSU)	2024 CEDS Business Recruitment & Retention

Partners

Adult and Basic Education Agencies
AdvanceCT
Albertus Magnus
Amtrak
Arts Council of Greater New Haven
Avangrid
Banks
BioCT
CEDAS
Center for Housing Opportunity
Chambers of Commerce
City of New Haven Affordable Housing
Commission
Community Investment Corporation
Connecticut Community College Gateway
Community Foundation for Greater New
Haven
Connecticut Department of Economic and
Community Development (DECD)
Connecticut Department of Energy &
Environmental Protection
Connecticut Department of Labor
Connecticut Department of Transportation
Connecticut Green Bank
Connecticut Lodging Association
Connecticut Office of the Arts
Connecticut Office of Tourism
Connecticut Restaurant Association
CT Data Collaborative
CT Department of Housing
CT Main Street Center
CT Technology Council
CT Workforce Development Council
CTtransit
Desegregate Connecticut
Discover New England
Energize Connecticut
Eversource
Foundations
Frontier Communications
=Governor's Workforce Council
Higher Education
Housing Development Fund
Housing for All
Local Initiative Support Corporation
ManufactureCT
Metro-North
Municipal Economic Development Staff &
Commission Members
Municipalities
New Haven Festivals
New Haven Port Authority
Non-profit Organizations
Office of Workforce Strategy
Organized Labor
Partnership for Strong
Private Employers
Public School Systems
Quinnipiac University
ReadyCT
Regional Leadership Council
Regional Sector Partnerships
Regional Water Authority
Rent Café
SCRCOG Housing Working Group
Shoreline East
Small Business Administration
Small Business Development Center
South Central Regional Council of
Governments
Southern Connecticut Gas
Southern Connecticut State University
State Agencies
State of Connecticut
Sustainable CT
The Hartford Line
The Housing Collective
Tweed-New Haven Regional Airport
U.S. Department of Transportation
UCONN
United Illuminating Company
University of New Haven
US EDA
US EPA
U.S. Green Building Council
Volunteer Groups
Workforce Alliance
Workforce Development Organizations
Yale New Haven Health
Yale University

Sources

AdvanceCT
Berkshire Hathaway 2023 Connecticut Annual Report
CBRE Life Science Talent Report
CEDAS
Centers for Disease Control & Prevention
Clinicaltrials.gov
Community Foundation for Greater New Haven
Connecticut Housing Finance Authority (CHFA),
Connecticut Lodging Association
Connecticut Trail Census
CT Data Collaborative
CT Department of Economic and Community Development
CT Department of Energy and Environmental Protection
CT Department of Housing
CT Department of Labor
DataHaven
Federal Aviation Administration
Federal Communications Commission
ManufactureCT
Metropolitan Transit Authority
Nation's Report Card
National Center for Education Statistics
National Institute of Health
National Low Income Housing Coalition
QuantumCTPartnership for Strong Communities
rentcafe.com
SCRCOG Hazard Mitigation Report
South Central Regional Council of Governments
State of Connecticut DECD Distressed Communities
Statista.com
StatsAmerica.org
STR
SustainableCT
The Nation's Report Card
U.S. Bureau of Economic Analysis
U.S. Bureau of Labor Statistics
U.S. Census Bureau
U.S. Department of Housing and Urban Development
U.S. Economic Development Administration
U.S. News and World Report
Workforce Alliance
Yale New Haven Health
Yale University
Yale Ventures

Appendices

Appendix A: Demographic Data

Public Availability

The 2024 South Central Connecticut CEDS Annual Update is posted on the REX/SCCREDC website. Printed copies are available upon request. A 30-day public comment notice was published in the New Haven Register, La Voz, and the Meriden Record Journal. The information about the comment period was also distributed via REX/SCCREDC newsletters and social media accounts.

Public comments will be submitted between April 17 and May 17, 2024.

New Haven Register & Meriden Record Journal

Order Confirmation

Ad Order Number 0002841942	Customer Account 275584
Sales Rep. mhutchings	Customer Information REX DEVELOPMENT PO Box 1576 NEW HAVEN CT 06506 USA
Order Taker mhutchings	
Ordered By BARBARA M, EMAIL	Phone: 2038213682
Order Source Phone	Fax: 0000000000 E-Mail: learnmore@rexdevelopment.org

Ad Content Proof
Note: Ad size does not reflect actual ad

LEGAL NOTICE

Comprehensive Economic Development Strategy (CEDS) Public Comment Period
The draft of the South Central Connecticut region's CEDS Update is available for public review & comment April 17-May 17, 2024. Draft is available at www.rexdevelopment.com. Send all comments to barbaram@rexdevelopment.org or REX Development, PO Box 1576, New Haven, CT 06506, (203) 821-3682.

Ad Cost \$122.98	Payment Amt \$0.00	Amount Due \$122.98
----------------------------	------------------------------	-------------------------------

Blind Box **Materials**

Order Notes

Ad Number 0002841942-01	External Ad #	Pick Up Number
Ad Type Legal Liners	Ad Size 2 X 13 li	PO Number
Color \$0.00	Color Requests	

Product and Zone	# Inserts	Placement
New Haven Register	1	Public Notices
<small>Note: Retail Display Ads May Not End in Identified Placement</small>		
Run Dates 4/17/2024		
Product and Zone	# Inserts	Placement
nhregister.com	1	Public Notices
<small>Note: Retail Display Ads May Not End in Identified Placement</small>		
Run Dates 4/17/2024		

Public Comments

XX

ACKNOWLEDGEMENTS

REX Development would like to thank the following organizations for providing the ongoing financial support necessary to produce this CEDS update:

- U.S. Economic Development Administration
- CT DECD
- The 15 Towns of the South Central Regional Council of Governments
- SCG & UI - Part of the Avangrid Family

This CEDS update profited from the efforts of many volunteers and partner organizations from the public and private sectors who worked together throughout the CEDS process. A special thanks to the chair of the Strategic Planning Committee, First Selectman Michael Freda, who provided exceptional leadership, guidance, and support.

CONTACT

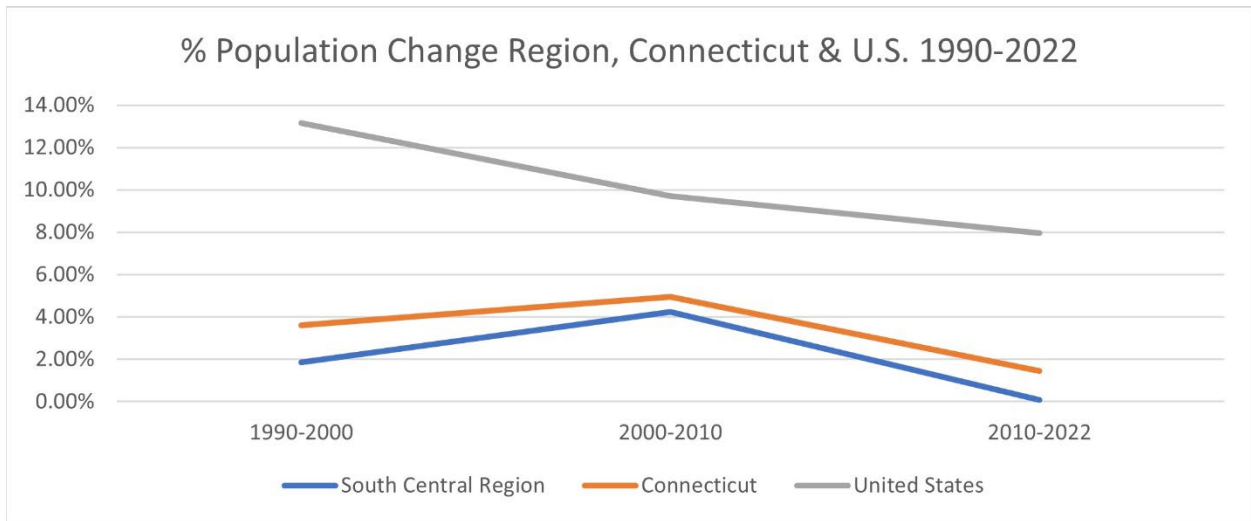
South Central Connecticut Economic Development
Corporation/REX Development
P.O. Box 1576
New Haven, CT 06506
203-821-3682
moreinfo@rexdevelopment.org
www.rexdevelopment.com



Population

U.S. Census data shows that the population has remained unchanged since 2018. Factors contributing to this include an aging population, fewer documented immigrants, and limited affordable housing options relative to wages for many occupations.

The graph below shows that the region's slow population growth closely follows the state's trend. However, Connecticut and Greater New Haven are experiencing steeper population declines relative to the rest of the United States.



Population Change by Decade

	1990	2000	2010	2022	Percentage Change 2010-2022
Bethany	4,608	5,040	5,563	5,277	-0.5%
Branford	27,603	28,683	28,026	28,148	0.4%
East Haven	26,144	28,189	29,257	27,682	-5.4%
Guilford	19,848	21,398	22,375	22,019	-1.6%
Hamden	52,434	56,913	60,960	60,809	-0.3
Madison	15,485	17,858	18,269	17,565	-3.9
Meriden	59,479	58,244	60,868	60,830	0.0%
Milford	49,938	52,305	52,759	52,039	-1.4%
New Haven	130,474	123,626	129,779	138,915	7.0%
North Branford	12,996	13,906	14,407	13,547	-6.0%
North Haven	22,247	23,035	24,093	24,261	0.7%
Orange	12,830	13,233	13,956	14,268	2.2%
Wallingford	40,822	43,026	45,135	44,386	-1.7%
West Haven	54,021	52,360	55,564	55,581	0.0%
Woodbridge	7,924	8,983	8,990	9,093	1.2%
Total	536,853	546,799	570,001	570,453	0.1%

Source: U.S. Census Bureau QuickFacts

Comparison of Region, State, and U.S.

Population Change Since 1990	1990-2000	2000-2010	2010-2022
South Central Region	1.85%	4.24%	0.1%
Connecticut	3.60%	4.95%	1.5%
United States	13.15%	9.70%	8.0%

Source: U.S. Census Bureau QuickFacts

Estimated Population Growth 2020-2040

Expected population growth over the next 20 years is minimal, according to the U.S. Census Bureau, with only Hamden and West Haven exceeding 10%. Based on the 2020 population data, the population will only increase by 19,000 or 0.97%.

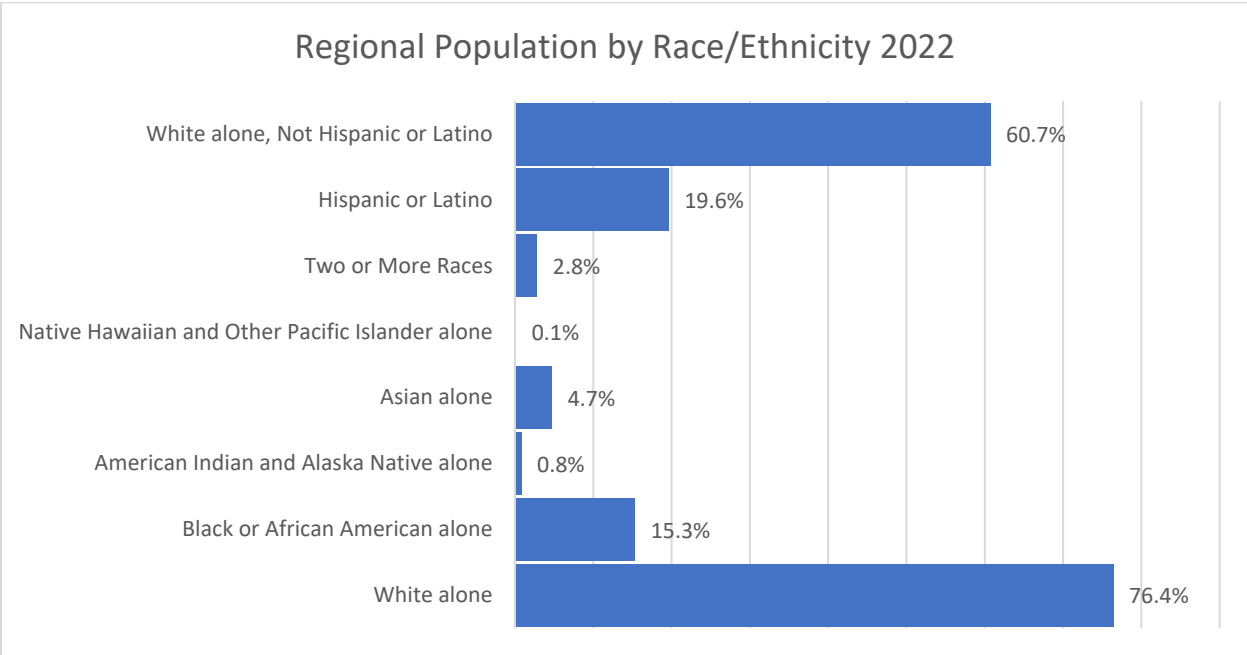
Demographics

Population by Race & Ethnicity

Greater New Haven is more diverse than the state and the U.S. regarding race and ethnicity. To obtain a more accurate portrayal of the region’s diversity, we utilize the Census’ alternate calculation of race, which excludes “White” and uses “White alone, not Hispanic or Latino” to determine the BIPOC population.

Race	Region	CT	US
White alone	76.4%	78.4%	75.5%
Black or African American alone	15.3%	12.9%	13.6%
American Indian and Alaska Native alone	0.8%	0.7%	1.3%
Asian alone	4.7%	5.2%	6.3%
Native Hawaiian and Other Pacific Islander alone	0.1%	0.1%	0.3%
Two or More Races	2.8%	2.7%	3.0%
Hispanic or Latino	19.6%	18.2%	19.1%
White alone, Not Hispanic or Latino	60.7%	63.9%	58.9%
BIPOC	43.3%	39.8%	43.6%

Source: U.S. Census Bureau QuickFacts



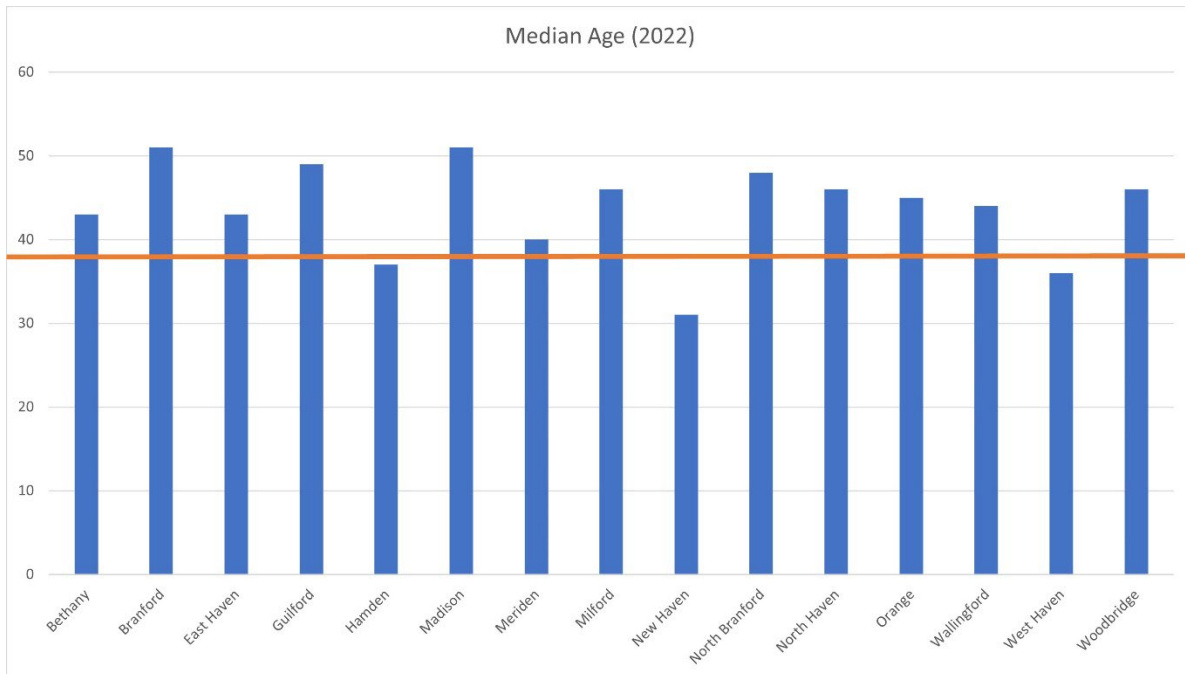
Population by Gender

Location	Female	Not Female
Region	51.7%	48.3%
Connecticut	50.4%	49.6%
United States	51%	49%

Source: U.S. Census Bureau QuickFacts

Age

The median age in New Haven County has risen from 37 in 2000 and 39.3 in 2010 to 40.4 in 2022. As of 2022, only Hamden, New Haven, and West Haven’s median ages are below the national median of 38.9 (noted by the horizontal line in the graph below).



New Haven County Median Age by Decade

2000 (County)	2010 (County)	2021 (Region)
37	39.3	40.4

Source: U.S. Census Bureau – County data discontinued in 2021, replaced by Regional Planning Organization data

Median Age by Town

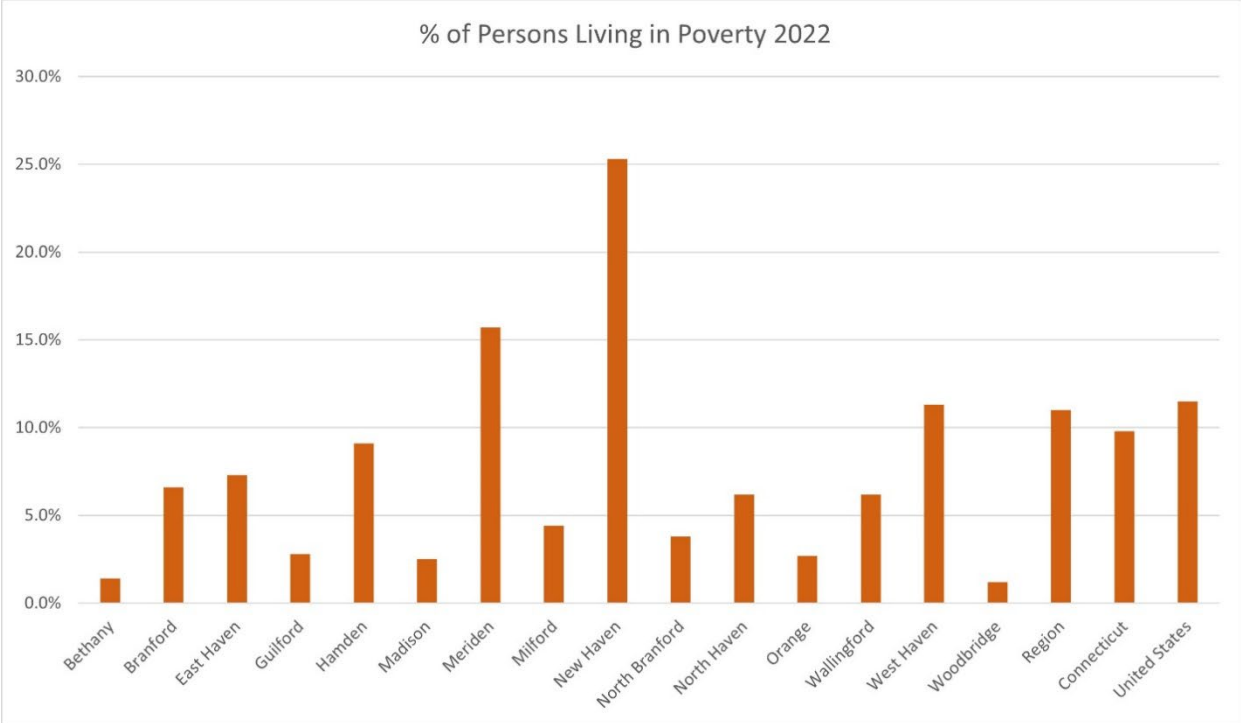
	Median Age (2021)
Bethany	43
Branford	51
East Haven	41
Guilford	49
Hamden	37
Madison	51
Meriden	40
Milford	46
New Haven	31
North Branford	48
North Haven	46
Orange	45
Wallingford	44
West Haven	36
Woodbridge	46
CT	41
US	39

Data Source: CT Data Collaborative

Wealth, Poverty, and Economic Distress

Town	Median Household Income 2022	Persons Living in Poverty 2022	Households 2022	Median Value of Owner-occupied Housing Units 2018-2022	Gross Median Rent 2018-2022	Economically Distressed Towns (CT definition) 2023
Bethany	\$141,000	1.4%	1,742	\$414,500	\$1,605	West Haven #20
Branford	\$94,750	6.6%	13,087	\$363,400	\$1,463	Meriden #23
East Haven	\$83,489	7.3%	11,028	\$262,600	\$1,342	East Haven #25
Guilford	\$124,793	2.8%	8,786	\$462,200	\$1,725	
Hamden	\$90,484	9.1%	22,891	\$264,800	\$1,632	
Madison	\$156,171	2.5%	6,825	\$487,900	\$1,997	
Meriden	\$63,671	15.7%	25,018	\$199,100	\$1,191	
Milford	\$104,441	4.4%	21,951	\$363,500	\$1,790	
New Haven	\$54,305	25.3%	52,977	\$236,500	\$1,402	
North Branford	\$114,167	3.8%	5,082	\$348,700	\$1,628	
North Haven	\$121,250	6.2%	9,559	\$344,500	\$1,445	
Orange	\$138,514	2.7%	5,192	\$447,000	\$1,954	
Wallingford	\$98,465	6.2%	18,431	\$311,100	\$1,243	
West Haven	\$72,827	11.3%	20,405	\$247,800	\$1,322	
Woodbridge	\$190,536	1.2%	3,180	\$506,400	\$1,812	
Region	\$83,617	11.0%	226,154	\$309,600	\$1,408	
CT	\$83,572	9.8%	1,409,807	\$286,700	\$1,260	
US	\$69,021	11.5%	125,736,353	\$244,900	\$1,163	

Sources: U.S. Census Bureau QuickFacts, Connecticut Department of Economic Community and Development Distressed Municipalities



Poverty by Town by Decade

Town	2000	2010	2020	2022
Bethany	2.6%	2.1%	2.7%	1.4%
Branford	4.1%	5.8%	5.2%	6.6%
East Haven	5.2%	8.3%	8.9%	7.3%
Guilford	3.1%	2.8%	2.9%	2.8%
Hamden	7.8%	6.8%	9.2%	9.1%
Madison	1.3%	0.7%	2.6%	2.5%
Meriden	11.0%	13.8%	10.9%	15.7%
Milford	3.7%	3.9%	4.1%	4.4%
New Haven	24.4%	25.2%	25.2%	25.3%
North Branford	1.6%	0.7%	2.4%	3.8%
North Haven	3.5%	3.9%	4.5%	6.2%
Orange	2.5%	2.1%	1.8%	2.7%
Wallingford	3.6%	6.8%	6.3%	6.2%
West Haven	8.8%	10.1%	11.1%	11.3%
Woodbridge	2.3%	1.7%	2.5%	1.2%
Region				11.0%
Connecticut	7.7%	10.1%	10.1%	9.8%
US	11.3%	15.1%	11.4%	11.5%

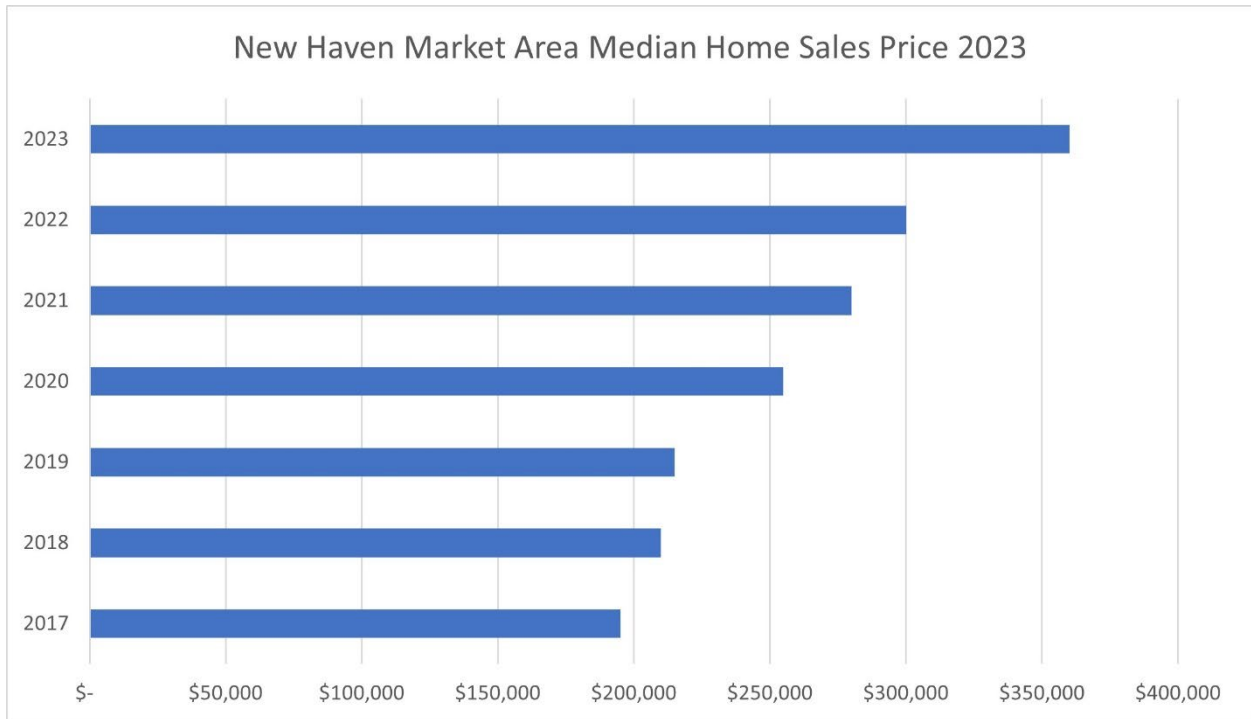
Source: U.S. Census Bureau QuickFacts

Housing

Home Sales Prices by Year

Median Sales Price	2017	2018	2019	2020	2021	2022	2023
	\$195,000	\$210,000	\$215,000	\$255,000	\$280,000	\$300,000	\$360,000

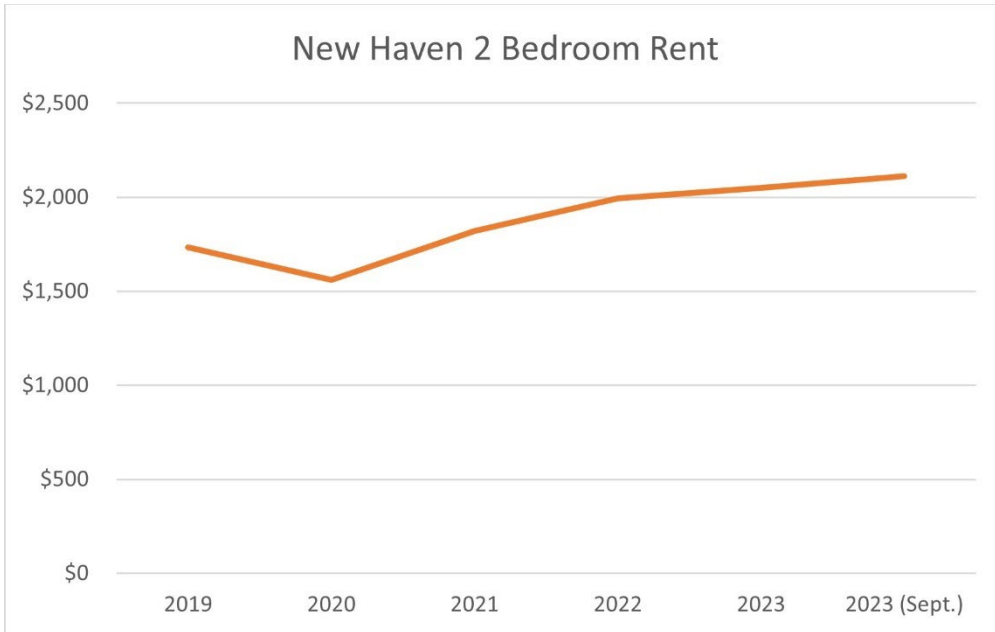
Source: Berkshire Hathaway 2017, 2018, 2019, 2020, 2021, 2022, 2023 Annual Report for Connecticut



Cost of 2-bedroom Rentals

Cost of Rental Housing Comparison	2020	2021	2022	2023 (Sept.)
New Haven, CT	\$1,560	\$1,821	\$1,995	\$2,112
New York, NY	\$3,020	\$3,628	\$4,140	\$4,768
Boston, MA	\$4,041	\$3,083	\$3,549	\$3,926

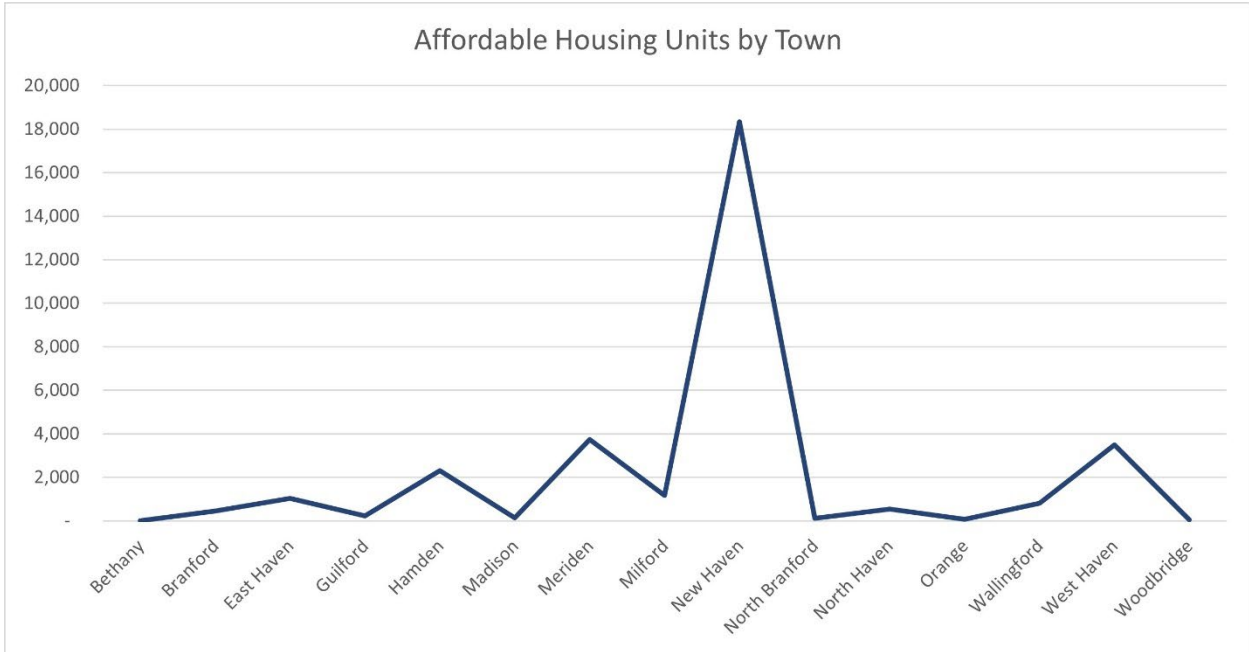
Source: Rent Café



Number of Assisted Units by Town

Town	Total Housing Units 2010 Census	2022 Affordable Units	2022 % Affordable
Bethany	2,044	10	0.5%
Branford	13,972	446	3.2%
East Haven	12,533	1,037	8.3%
Guilford	9,596	219	2.3%
Hamden	25,114	2,307	9.2%
Madison	8,049	130	1.6%
Meriden	25,892	4,399	17%
Milford	23,074	1,175	5.1%
New Haven	54,967	18,343	33.7%
North Branford	5,629	122	2.2%
North Haven	9,941	546	5.8%
Orange	5,345	72	1.4%
Wallingford	18,945	802	4.2%
West Haven	22,446	3,486	15.5%
Woodbridge	3,478	40	1.2%
Region	240,575	33,134	13.8%

Source: Connecticut Department of Housing Affordable Housing Appeals List

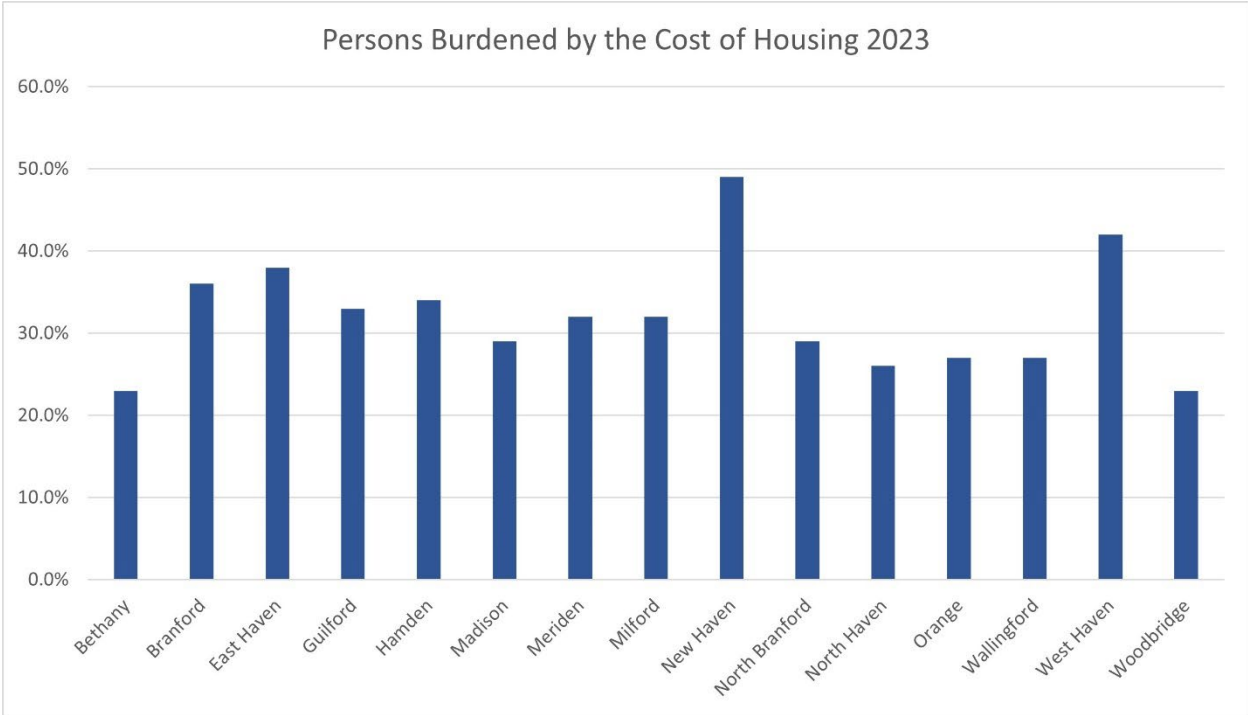


People Burdened by the Cost of Housing by Town

In Greater New Haven, nine towns have at least 30% of their residents burdened by the cost of housing. Given the high median household income, this demonstrates the rising cost of housing within the region. A portion of the housing burden can also be attributed to the number of retirees living here.

Burdened by the Cost of Housing by Town	2023
Bethany	23.0%
Branford	36.0%
East Haven	38.0%
Guilford	33.0%
Hamden	34.0%
Madison	29.0%
Meriden	32.0%
Milford	32.0%
New Haven	49.0%
North Branford	29.0%
North Haven	26.0%
Orange	27.0%
Wallingford	27.0%
West Haven	42.0%
Woodbridge	23.0%

Source: Partnership for Strong Communities 2023 Housing Data Profiles



Educational Attainment and Access to Technology

Homes with a Computer

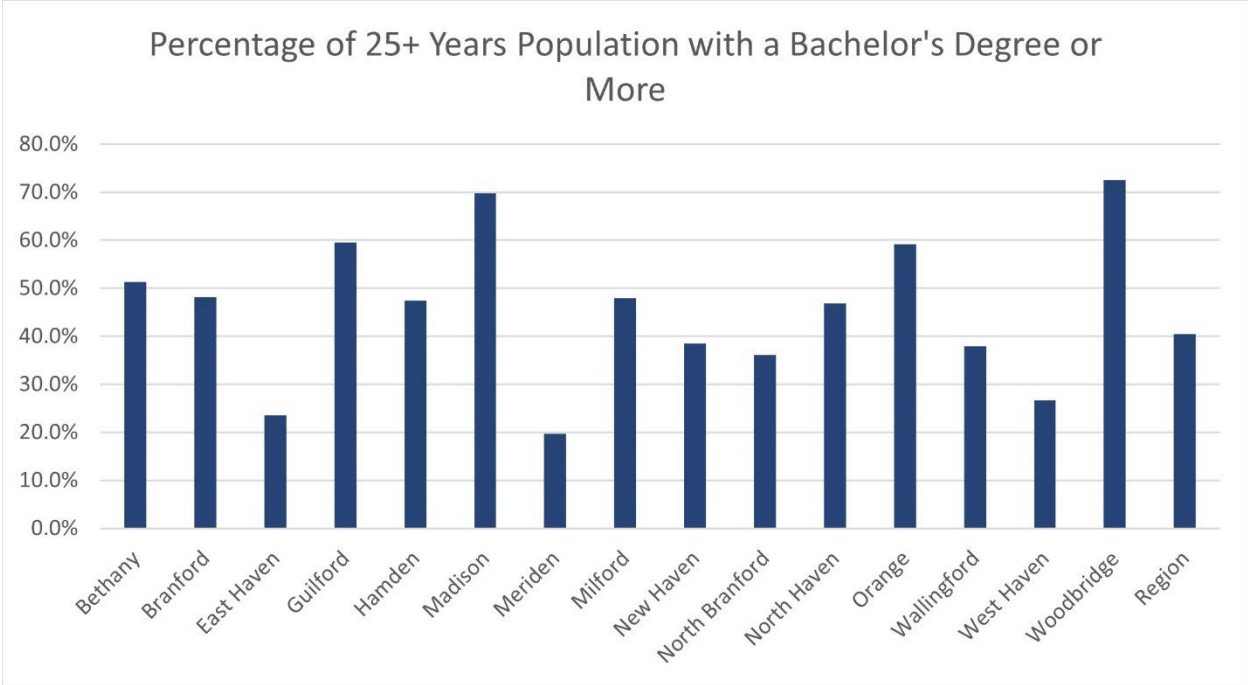
94% of households in Greater New Haven own a computer. The highest ownership is in Woodbridge, with 99.2%, and the lowest is in Meriden, with 90.7%.

Homes with Broadband

90.3% of households in Greater New Haven have broadband service. The highest ownership is in Woodbridge, with 98.7%, and the lowest is in Meriden, with 83.5%.

Town	% of Population 25+ years with Bachelor's Degree or More 2022	Homes with Computer 2021	Homes with Broadband 2021
Bethany	51.3%	98.7%	97.5%
Branford	48.2%	94.8%	92.6%
East Haven	23.6%	92.1%	90.3%
Guilford	59.5%	96.9%	95.1%
Hamden	47.6%	94.3%	90.3%
Madison	69.8%	97.7%	96.5%
Meriden	19.7%	90.7%	83.5%
Milford	48%	95.0%	91.8%
New Haven	38.6%	93.1%	88.5%
North Branford	36.1%	94.9%	95.6%
North Haven	46.8%	94.5%	93.9%
Orange	59.1%	98.0%	94.9%
Wallingford	38%	94.0%	88.0%
West Haven	26.7%	93.9%	92.0%
Woodbridge	72.5%	99.2%	98.7%
Region		94.0%	90.3%
CT	41.4%	93.2%	88.9%
US	34.3%	93.1%	87.0%

Source: U.S. Census Bureau QuickFacts, StatsAmerica



Workforce

South Central Workforce Development Area Occupational Employment and Wage Statistics

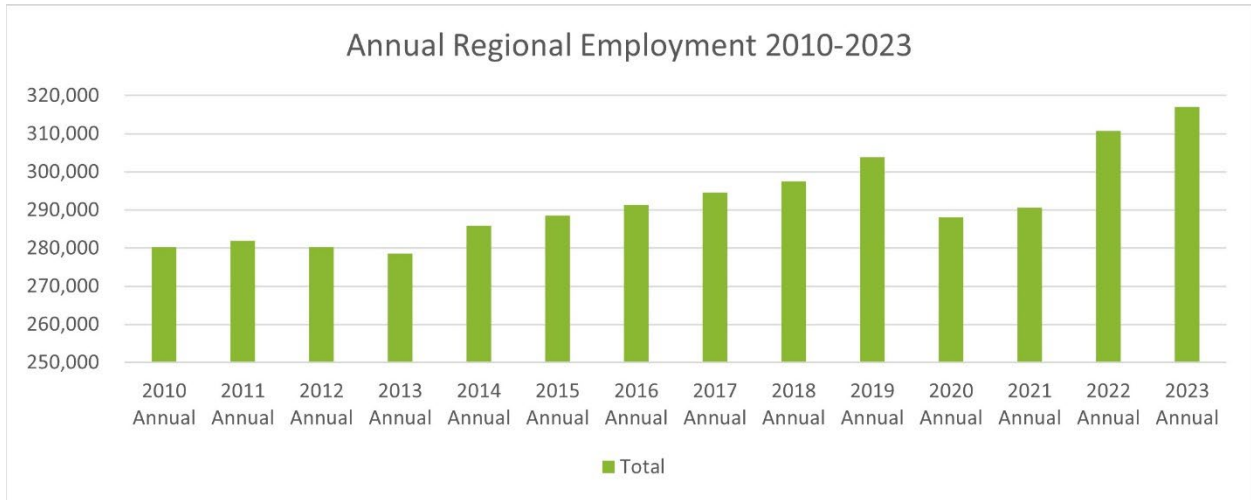
Occupation	CT	Median Salary
Office and Administrative Support Occupations	44,000	\$ 49,070.00
Transportation and Material Moving Occupations	31,140	\$ 37,778.00
Educational Instruction and Library Occupations	30,070	\$ 80,171.00
Healthcare Practitioners and Technical Occupations	26,710	\$ 87,799.00
Sales and Related Occupations	26,520	\$ 36,381.00
Management Occupations	26,340	\$ 122,377.00
Food Preparation and Serving Related Occupations	26,190	\$ 33,717.00
Production Occupations	18,320	\$ 47,979.00
Business and Financial Operations Occupations	15,000	\$ 79,883.00
Building and Grounds Cleaning and Maintenance Occupations	12,410	\$ 37,956.00
Installation, Maintenance, and Repair Occupations	11,740	\$ 62,622.00
Construction and Extraction Occupations	10,310	\$ 65,457.00
Community and Social Service Occupations	7,530	\$ 57,255.00
Personal Care and Service Occupations	7,470	\$ 33,159.00
Protective Service Occupations	7,040	\$ 56,068.00
Computer and Mathematical Occupations	6,310	\$ 98,960.00
Architecture and Engineering Occupations	5,850	\$ 92,224.00
Arts, Design, Entertainment, Sports, and Media Occupations	3,510	\$ 65,437.00
Life, Physical, and Social Science Occupations	3,430	\$ 84,441.00
Legal Occupations	2,470	\$ 97,153.00
Farming, Fishing, and Forestry Occupations	180	\$ 35,429.00

Source: CT DOL Q1, 2023

Labor Force

Employment

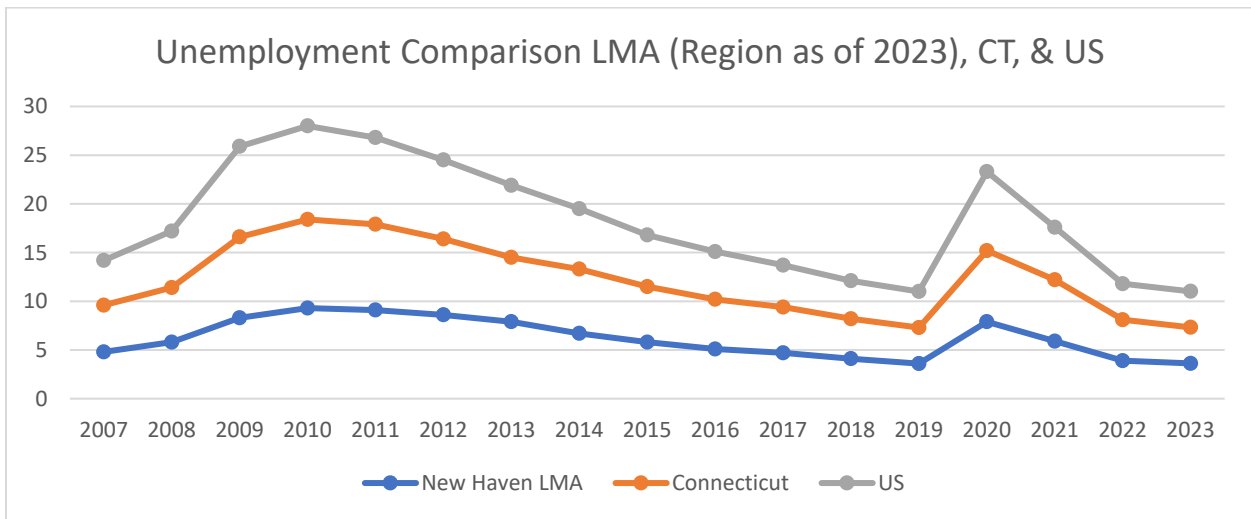
The number of people employed in Greater New Haven in 2023 was 305,593. In 2019, there were 303,829 people employed in the region.



Source: CT DOL

Unemployment

For 2023, the unemployment rate in the region was 3.62%, Connecticut was 3.7%, and the U.S. was 3.7%.



Source: CT DOL

New Business Registrations by Year by Town

New Business Starts	2018	2019	2020	2021	2022	2023
Bethany	35	50	58	53	65	96
Branford	267	268	318	359	410	445
East Haven	180	181	216	305	297	304
Guilford	213	240	235	254	295	371
Hamden	440	449	561	802	786	733
Madison	176	168	197	188	217	250
Meriden	351	371	469	607	673	537
Milford	484	497	539	737	734	719
New Haven	959	1,100	1,230	1,758	1,663	1,353
North Branford	94	82	106	116	114	155
North Haven	221	221	243	264	317	467
Orange	168	164	150	174	195	254
Wallingford	299	344	372	438	488	609
West Haven	323	356	470	585	616	481
Woodbridge	106	97	108	140	140	176
Region	4,316	4,588	5,272	6,780	7,010	6,950

Source: CT Data Collaborative

New Business Registrations June 2018-October 2022 – need updated data on minority & veteran-owned