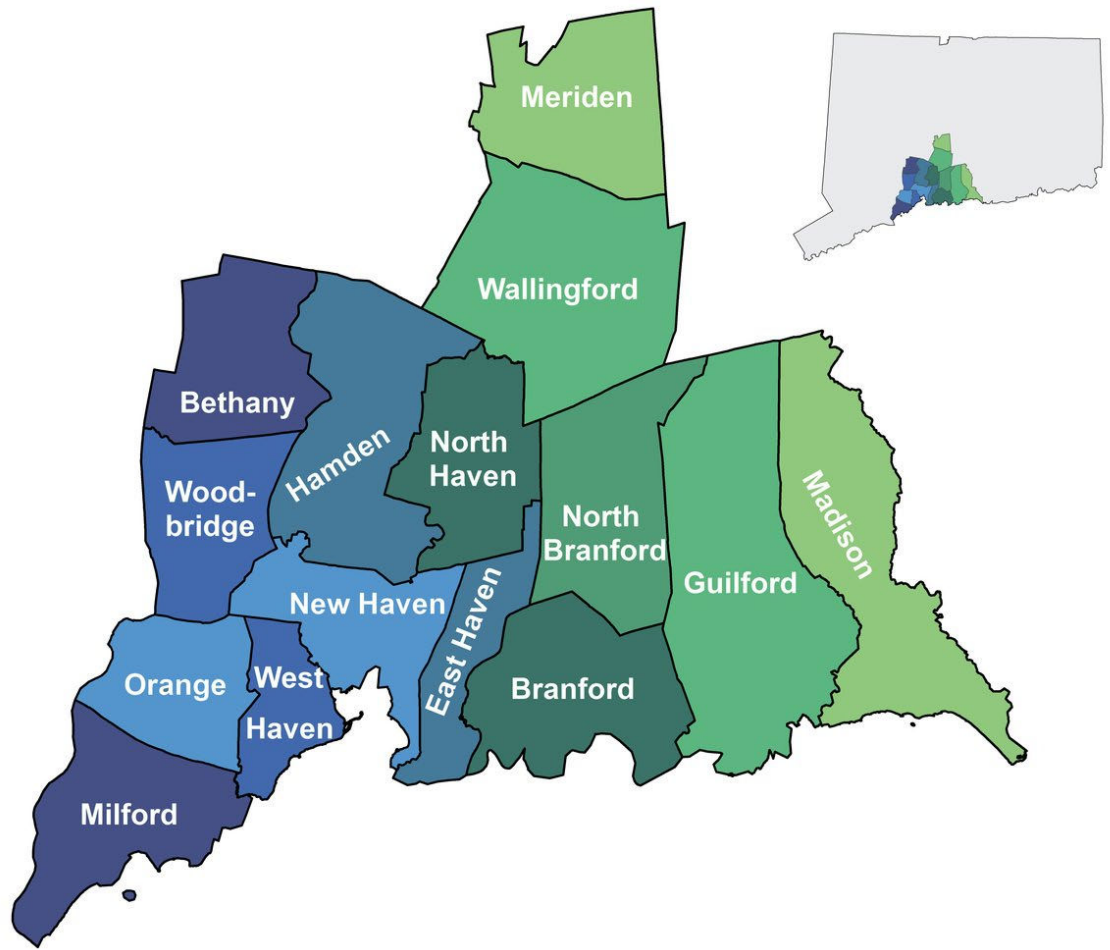


# SCRCOG

## South Central Regional Council of Governments Transportation Improvement Program

Fiscal Year 2027 - 2030 - DRAFT





# Contents

---

1. INTRODUCTION.....	3
1.1 What is the TIP?.....	3
1.2 What is the Amendment Process? .....	3
1.3 What is the Role of SCRCOG?.....	4
1.4 The Development Process .....	6
2. Federal Requirements .....	7
2.1 Title VI, Limited English Proficiency (LEP), and Environmental Justice (EJ) .....	8
2.2 Air Quality Conformity .....	8
2.3 Public Involvement .....	8
2.4 Performance Based Planning and Programing .....	9
3. Financial Programming and Planning .....	11
3.1 Financial Programming .....	11
3.2 Funding Sources and Federal Programs .....	11
3.3 List of Funding Codes .....	13
3.4 Financial Constraint.....	13
3.5 Funding by Source.....	14
Appendix.....	
Appendix A – Project List.....	15
Appendix B – Projects by Fund Type.....	55
Appendix C – Fiscal Constraint Table .....	58
Appendix D – Public Comment.....	59
Appendix E - Resolutions .....	60

**Title:**

FFY2027–FFY2030 Transportation Improvement Program (TIP)

**Author:**

South Central Regional Council of Governments (SCRCOG)

**Subject:**

Four-year multimodal transportation program

**Source:**

South Central Regional Council of Governments

127 Washington Avenue – 4th Floor West

North Haven, CT 06473-1715

**Abstract:**

The South Central Regional Council of Governments' (SCRCOG) FFY2027–FFY2030 Transportation Improvement Program (TIP) identifies all federally funded transportation projects programmed for implementation during the TIP cycle. The TIP supports investments in all modes of surface transportation, including highway, transit, travel demand management, and non-motorized facilities and services.

The TIP was developed in coordination with the Connecticut Statewide Transportation Improvement Program (STIP) and is incorporated into the STIP for purposes of transportation conformity with the Clean Air Act. The TIP is updated through amendments as necessary, and current program materials are available at [www.scrcog.org](http://www.scrcog.org).

**Disclaimer:**

This document was prepared in cooperation with the Federal Highway Administration (FHWA), Federal Transit Administration (FTA), Connecticut Department of Transportation (CTDOT), and Connecticut Office of Policy and Management (OPM).

The opinions, findings, and conclusions expressed herein are those of the South Central Regional Council of Governments and do not necessarily reflect the official views or policies of other governmental agencies.

## 1. INTRODUCTION

---

### 1.1 What is the TIP?

The South Central Regional Council of Governments (SCRCOG), designated as the Metropolitan Planning Organization (MPO) for the South Central Region, is responsible for the preparation and maintenance of the Transportation Improvement Program (TIP), in cooperation with the Connecticut Department of Transportation (CTDOT), the region's transit operators, member municipalities, the Federal Highway Administration (FHWA), and the Federal Transit Administration (FTA).

The TIP identifies federally funded surface transportation projects consistent with the region's adopted Metropolitan Transportation Plan (MTP) and the federally required performance targets established pursuant to 23 CFR Part 450 and 49 CFR Part 625 and 630. The SCRCOG TIP encompasses the following 15 municipalities: Bethany, Branford, East Haven, Guilford, Hamden, Madison, Meriden, Milford, New Haven, North Branford, North Haven, Orange, Wallingford, West Haven, and Woodbridge.

SCRCOG coordinates with CTDOT to review and evaluate project programming and funding allocations, participates in the interagency consultation process for transportation conformity pursuant to the Clean Air Act, and ensures that the TIP is fiscally constrained and compliant with all applicable federal and state planning requirements. Public participation is conducted in accordance with Title VI of the Civil Rights Act of 1964, Executive Order 13166 on Limited English Proficiency (LEP), and the agency's adopted Public Participation Plan.

SCRCOG's Transportation Committee and MPO Policy Board, composed of the chief elected officials of its member municipalities, exercise approval authority over the TIP and its subsequent amendments. SCRCOG further coordinates with CTDOT, FHWA, and FTA on updates to the Statewide Transportation Improvement Program (STIP), into which the TIP is fully incorporated.

### 1.2 What is the Amendment Process?

The Transportation Improvement Program (TIP) is a dynamic document that is regularly updated to reflect changes in project scope, cost, or scheduling. Revisions to the TIP generally fall into two categories: Amendments and Actions (administrative modifications). Amendments typically involve significant changes, such as adding or removing a project, major cost or scope revisions, or changes that require a new air quality conformity determination. Actions are generally smaller in adjustments, such as shifting funds between categories or project years.

Although federal guidelines distinguish between Amendments and Actions, SCRCOG follows the same approval procedure for both. All proposed revisions are reviewed by the Transportation Committee and must be approved by the MPO Policy Board before being transmitted to CTDOT for incorporation into the Statewide Transportation Improvement Program (STIP) and subsequent submission to FHWA and FTA for final approval. This consistent approach ensures transparency, accountability, and compliance with fiscal constraint and air quality requirements.

SCRCOG coordinates with CTDOT to ensure that all revisions remain consistent with air quality conformity determinations, fiscal constraint requirements, and statewide transportation planning goals. Projects funded through programs such as Congestion Mitigation and Air Quality (CMAQ) or other federally regulated sources are subject to additional review to confirm compliance with federal standards. Public review and comment opportunities are provided for all TIP revisions in alignment with Title VI and Limited English Proficiency (LEP) requirements.

### 1.3 What is the Role of SCRCOG?

The South Central Regional Council of Governments (SCRCOG), serving as the Metropolitan Planning Organization (MPO) for the South Central Region, is responsible for preparing the TIP in cooperation with the Connecticut Department of Transportation (CTDOT), member municipalities, transit operators, the Federal Highway Administration (FHWA), and the Federal Transit Administration (FTA).

SCRCOG ensures that transportation investments reflect both local and regional priorities, and that projects included in the TIP are consistent with the region's Metropolitan Transportation Plan (MTP) and federal performance targets. SCRCOG's TIP covers the following 15 member municipalities: Bethany, Branford, East Haven, Guilford, Hamden, Madison, Meriden, Milford, New Haven, North Branford, North Haven, Orange, Wallingford, West Haven, and Woodbridge.

SCRCOG works closely with CTDOT to review proposed transportation projects and funding allocations for the region. It participates in the air quality conformity review process and ensures that the TIP remains fiscally constrained and compliant with federal and state requirements. In addition, SCRCOG leads public involvement efforts for the TIP, in alignment with federal Title VI and LEP guidelines.

SCRCOG’s Transportation Committee and MPO Policy Board (comprised of the chief elected officials of its member municipalities) play an active role in the TIP’s development, review, and approval. The MPO also collaborates with state and federal agencies on updates to the Statewide Transportation Improvement Program (STIP), of which the TIP forms a critical part.

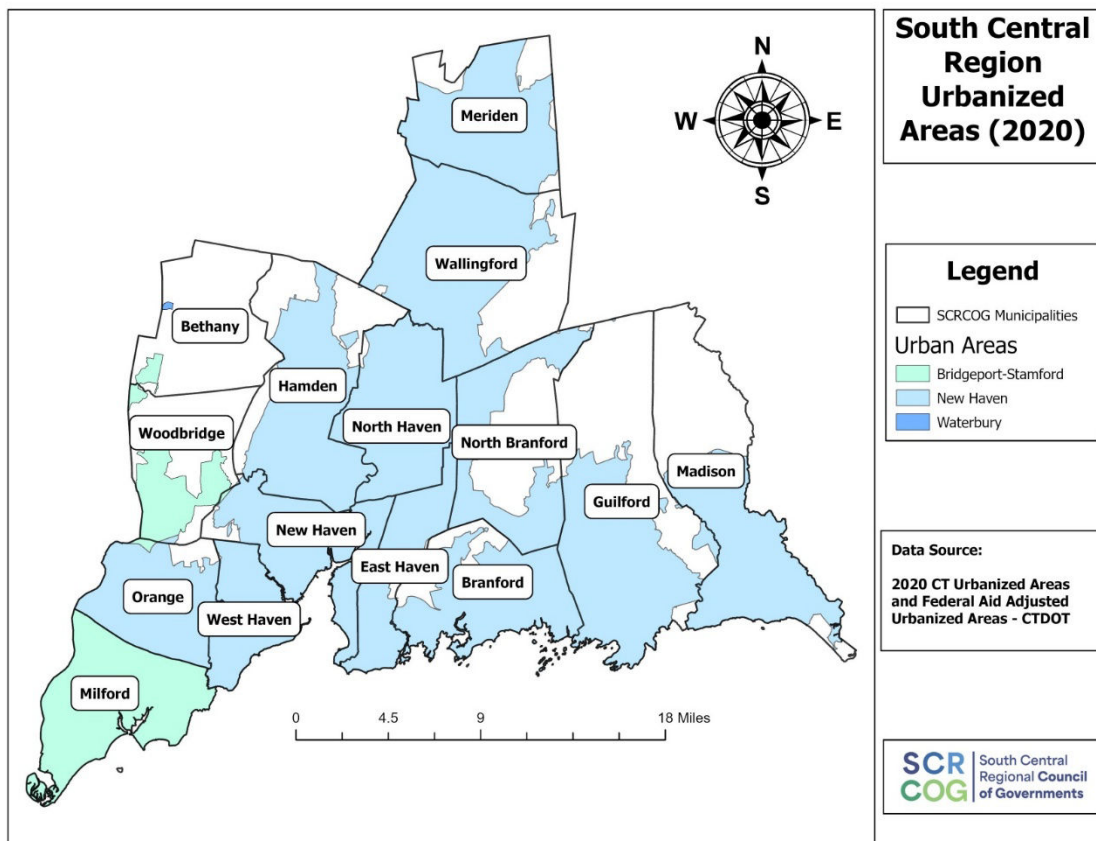


## 1.4 The Development Process

The Transportation Improvement Program (TIP) is developed through a coordinated, performance-based planning process, as required under 23 CFR Part 450. Projects included in the TIP must be consistent with the region’s adopted Metropolitan Transportation Plan (MTP), reflect established investment priorities, and be fiscally constrained in accordance with federal regulations. CTDOT provides SCRCOG with draft project listings and funding targets for the South Central Region based on the most recent federal and state program authorizations. SCRCOG staff, in consultation with municipal officials, transit operators, and regional stakeholders, reviews proposed projects to ensure consistency with the MTP, local priorities, and applicable federal performance targets. The TIP undergoes interagency consultation and public review in compliance with Title VI of the Civil Rights Act, and Limited English Proficiency

(LEP) requirements, and the agency’s Public Participation Plan. All proposed projects are evaluated for conformity with the National Ambient Air Quality Standards (NAAQS) under the transportation conformity process established by the Clean Air Act. SCRCOG’s Transportation Committee and MPO Policy Board review and approve the TIP and subsequent amendments through formal MPO action. The approved TIP is incorporated into the Statewide Transportation Improvement Program (STIP), in coordination with CTDOT, FHWA, and FTA, to ensure statewide consistency and federal eligibility for project implementation.

It is the federally defined Urbanized Area (UZA) population statistics, based on the decennial U.S. Census, that determine the allocation of Surface Transportation Block Grant (STP) funds and FTA Section 5307 (transit) capital and operating assistance program levels of support.



Almost the entire SCRCOG region is included within the New Haven Urbanized Area (UZA), based on regional land use and population density patterns. Portions of Milford and Woodbridge are included in the Bridgeport–Stamford Urbanized Area, and portions of Bethany fall within the Waterbury Urbanized Area.

## 2. Federal Requirements

---

### 2.1 Title VI, Limited English Proficiency (LEP)

SCRCOG ensures full compliance with:

- Title VI of the Civil Rights Act of 1964

SCRCOG conducts meaningful outreach to historically underserved and underrepresented populations and assesses impacts to avoid disproportionate or discriminatory effects. These practices follow established approaches documented in the FY2025–FY2028 TIP and updated guidance contained in the 2027–2030 STIP.

### 2.2 Air Quality Conformity

The South Central Region is located within a Serious Ozone Nonattainment Area and a PM2.5 Maintenance Area, based on EPA determinations issued in 2024. Therefore, the TIP must conform to the State Implementation Plan (SIP) for air quality.

SCRCOG participates in CTDOT's interagency consultation process, which includes CTDEEP, EPA, FHWA, FTA, and all MPOs. Projects not exempt under 40 CFR 93.126/127/128 are subject to regional emissions analysis using the tools and assumptions outlined in the statewide Air Quality Conformity Determination.

### 2.3 Public Involvement

SCRCOG maintains a robust, continuous public involvement process:

#### Early Project Development

Municipalities engage the public during project identification and concept development, consistent with SCRCOG's long-standing approach that predates formal TIP programming. This ensures early community participation in shaping future investments.

#### TIP Public Review

During development of the TIP and during each Amendment or Action:

- Proposed revisions are posted to the EcoInteractive online TIP portal
- The Transportation Committee and MPO Policy Board meetings are open to the public
- Public comments are documented and provided to decision-makers
- SCRCOG staff are available to respond to questions and provide technical support

## STIP Integration Requirement

Per CTDOT’s 2027–2030 STIP procedures, the Draft STIP must also be made available during the TIP public review period. SCRCOG provides access to all relevant documents and ensures that regional outreach requirements are satisfied.

## 2.4 Performance Based Planning and Programing

SCRCOG adopts statewide performance targets established by CTDOT and incorporates these targets into the development of the TIP. Investments are selected to support progress toward national performance goals, including safety, system reliability, emissions reduction, state of good repair, and equitable mobility.

### Highway Safety

Highway safety is determined by the interaction between drivers, their behavior, and the highway infrastructure. The five performance measures for Highway Safety include: (1) the number of fatalities; (2) the rate of fatalities; (3) the number of serious injuries; (4) the rate of serious injuries; and (5) the number of non-motorized fatalities and serious injuries. The current Highway Safety targets are shown below:

Performance Measures	Numeric Target for 2026
Fatalities	270
Fatality Rate	0.850 per 100 Million VMT
Serious Injuries	1300.0
Serious Injury Rate	4.300 per 100 Million VMT
Non-Motorist Fatalities & Serious Injuries	280.0

**Note:** The Federal Highway Administration (FHWA) determines whether a State has met its Safety Performance Targets based on the 5-year moving average.

The STIP will program projects to meet the targets set by CTDOT by including appropriate Highway Safety Improvement Program (HSIP) projects, including programmatic safety initiatives, location-specific improvements, and systemic safety enhancements.

**1. Programmatic driver safety activities:** Projects or programs that are conducted regularly on an ongoing basis. These include Highway Safety behavioral programs such as Impaired Driving, Occupant Protection, Distracted Driving, Speeding, Motorcycle Safety, and Teen Driving grants for State and Municipal Police Departments using National Highway Traffic Safety Administration (NHTSA) funds.

**2. Location-specific highway safety projects:** This includes roadway safety improvements selected to correct known safety problems at locations with a high frequency or severity of crashes.

**3. Programmatic or systematic highway safety improvements:** Projects or programs that are conducted regularly throughout the state such as signing, pavement marking programs, and guide rail.

**4. Systemic highway safety improvement projects:** This includes roadway safety improvements that are widely implemented based on high-risk roadway features that are correlated with severe crash types.

### Pavement and Bridge Condition

The performance measures for Pavement condition include the percentage of pavements on the Interstate and non-Interstate National Highway System (NHS) in Good and Poor condition. Bridge condition is measured by the percentage of NHS bridges in Good and Poor condition. The current Pavement and Bridge targets are shown below:

Performance Measures	Baseline	2-Year Target	4-Year Target
Percentage of Pavements of the Interstate System in Good Condition	68.6%	72.0%	70.0%
Percentage of Pavements of the Interstate System in Poor Condition	0.2%	1.0%	1.3%
Percentage of Pavements of the Non-Interstate NHS in Good Condition	37.9%	37.0%	35.0%
Percentage of Pavements of the Non-Interstate NHS in Poor Condition	1.8%	2.7%	3.5%
Percentage of NHS Bridges Classified as in Good Condition	14.1%	14.1%	14.5%
Percentage of NHS Bridges Classified as in Poor Condition	7.7%	6.2%	6.0%

The STIP will program projects to meet the targets set by CTDOT using the Department’s Pavement and Bridge Management Systems, as outlined in the Transportation Asset Management Plan (TAMP).

### System Reliability

Highway travel time reliability is an important measure of system performance and reflects the consistency of travel times on the transportation network. The current system reliability targets are shown below:

Performance Measures	Baseline	2-year target	4-year target
Percentage of Person-Miles Traveled on the Interstate that are reliable	86.2%	78.6%	78.6%
Percentage of Person-Miles Traveled on the Non-Interstate NHS that are reliable	90.0%	84.9%	84.9%

The STIP will program projects to support system reliability through operational improvements, capacity enhancements, and demand management strategies.

### Freight Movement

Freight movement is assessed using the Truck Travel Time Reliability (TTTR) Index, which reflects the reliability of freight movement on the Interstate system. The current freight performance targets are shown below:

Performance Measures	Baseline	2-Year Target	4-Year Target
Truck Travel Time Reliability Index	1.56	1.95	2.02

The STIP will program projects that support efficient freight movement and improve reliability on key corridors.

### Congestion Performance

Congestion performance measures assess peak hour delay and travel patterns within urbanized areas. The current congestion-related targets for the SCRCOG region are shown below:

Performance Measure	Baseline	2-Year Target	4-Year Target
New Haven UZA PHED	7.5	7.9	7.9
New Haven UZA Non-SOV	25.1%	23.5%	23.5%

### Air Quality

Air quality performance is measured through emission reductions associated with Congestion Mitigation and Air Quality (CMAQ) funded projects. The current emission reduction targets are shown below:

Pollutant	Baseline (kg/day)	2-Year Target	4-Year Target
PM2.5	0.000	6.290	6.290
NOx	0.000	81.978	81.978
VOC	0.000	87.346	87.346

The STIP will program projects that contribute to improved air quality through congestion reduction, travel demand management, and multimodal transportation investments.

## 3. Financial Programming and Planning

---

### 3.1 Financial Programming

The FFY 2027–2030 Transportation Improvement Program (TIP) is funded through a combination of federal, state, and local sources. Federal funding is administered through the Federal Highway Administration (FHWA) and the Federal Transit Administration (FTA), while state funding is primarily derived from Connecticut’s Special Transportation Fund (STF). Local funding contributions are included where applicable.

Funding estimates are provided by the Connecticut Department of Transportation (CTDOT) and reflect anticipated federal apportionments, state funding, and local contributions. The TIP includes only projects for which funding can reasonably be expected to be available.

### 3.2 Funding Sources and Federal Programs

The primary federal programs supporting projects in the TIP include:

**National Highway Performance Program (NHPP):** Supports improvements to the National Highway System, including pavement and bridge preservation and capacity enhancements.

**Surface Transportation Block Grant Program (STBG):** Provides flexible funding for a variety of transportation projects, including roadway improvements and multimodal investments.

**Highway Safety Improvement Program (HSIP):** Funds projects that reduce traffic fatalities and serious injuries.

**Congestion Mitigation and Air Quality (CMAQ):** Supports projects that reduce congestion and improve air quality in nonattainment and maintenance areas.

**FTA Section 5307:** Provides capital and operating assistance for urbanized area transit systems.

**FTA Section 5337:** Supports the maintenance and rehabilitation of transit assets to ensure a state of good repair.

**FTA Section 5339:** Funds the replacement, rehabilitation, and purchase of buses and related facilities.

**Transportation Alternatives Program (TAP):** Funds bicycle and pedestrian infrastructure and other non-motorized transportation projects.

**National Freight Program (NFRP):** Supports freight movement improvements on key corridors.

**Discretionary Programs (e.g., RAISE):** Competitive funding for large-scale, multimodal transportation projects.

### 3.3 List of Funding Codes

#### Federal Transit Administration (FTA)

- 5307C** Capital Funding Programs
- 5307P** Carryover Capital Funding Programs
- 5307S** Flex Funds
- 5309A** Fixed Guideway Modernization Capital Funding Programs
- 5309B** Carryover Fixed Guideway Modernization Capital Funding Programs
- 5309F** Bus Funding Programs
- 5309G** Carryover Bus Funding Programs
- 5309Q** Carryover New Starts
- 5310** Capital Funding for Elderly and Disabled Transportation
- 5337** State of Good Repair Program
- 5339** Bus and Bus Facilities Grant Program

#### Federal Highways Administration (FHWA)

- BRZ** Bridge Rehabilitation and Replacement (includes both on and off system bridges)
- BRFP** Bridges Formula Program
- CMAQ** Congestion Mitigation and Air Quality Programs
- HPP/S** High Priority Programs
- HSIP** Highway Safety Improvement Program
- NFRP** National Highway Freight Program
- NHPP** National Highway Preservation Program
- NHTSA** National Highway Traffic Safety Administration Funds
- REP** Repurposed Earmark Funds
- RT** Recreational Trails Program
- SIPH** Highway Safety Improvement Program
- SRTS** Safe Routes to School
- STPA** Surface Transportation – Anywhere Funds Program
- STPBS** Surface Transportation Program – Urban funding for Bridgeport/Stamford Region
- STPNH** Surface Transportation Program – Urban funding for New Haven Region
- TCSP** Transportation and Community and System Preservation Program
- TAP** Transportation Alternatives Program

### 3.4 Financial Constraint

The FFY 2027–2030 TIP is fiscally constrained by year, consistent with federal requirements. Programmed project costs do not exceed available revenues in any year of the TIP period.

Federal law requires that each year of the TIP be fiscally constrained, meaning that total programmed costs must not exceed anticipated revenues.

CTDOT provides SCRCOG with:

- Estimated federal funding levels
- State matching commitments
- Revenue projections based on the Infrastructure Investment and Jobs Act (IIJA)
- Funding constraints consistent with the statewide financial plan in the STIP

SCRCOG confirms that programmed projects:

- Fit within available federal and state authorizations
- Use funding sources consistent with federal program eligibility
- Are consistent with the fiscally constrained Metropolitan Transportation Plan (MTP)

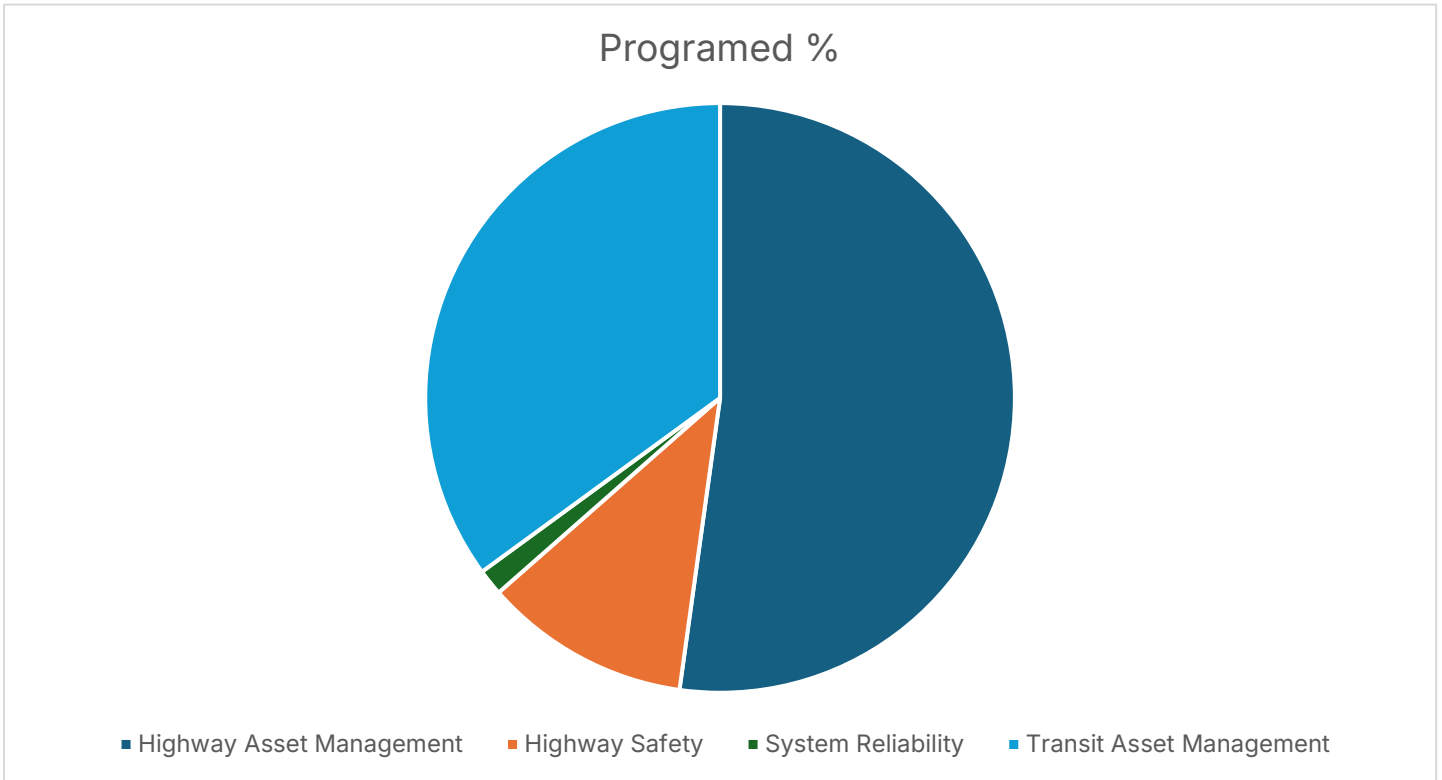
SCRCOG follows the fiscal constraint methodology established by CTDOT to ensure consistency with the Statewide Transportation Improvement Program (STIP). Detailed fiscal constraint tables are provided in Appendix C.

### 3.5 Funding by Source

Funding estimates are provided by CTDOT and reflect anticipated federal apportionments under the Infrastructure Investment and Jobs Act (IIJA), as well as state and local funding sources.

Only projects for which funding can reasonably be expected to be available are included. Programmed project costs do not exceed available revenues in any year, ensuring consistency with the STIP and the region’s fiscally constrained Metropolitan Transportation Plan.

To support performance-based planning requirements, the distribution of TIP investments by federal performance measure is summarized below:

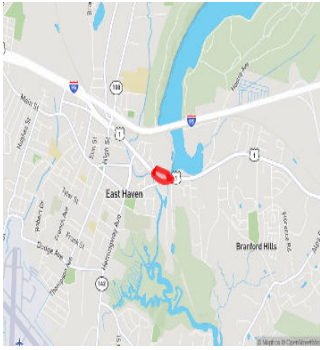


**Table 3: Programmed Funding Distribution**

*Note: The values below represent the source data used to calculate the programmed funding distribution shown above.*

Federal Performance Measure	Programmed %	Programmed Amount
Highway Asset Management	52.19%	\$1,169,970,744
Highway Safety	11.32%	\$253,874,559
System Reliability	1.44%	\$32,300,000
Transit Asset Management	35.03%	\$785,299,281
<b>Total</b>	<b>100.00%</b>	<b>\$2,241,906,584</b>

**0043-0133 - MODERN ROUNDABOUT AT US 1 & CT 100**



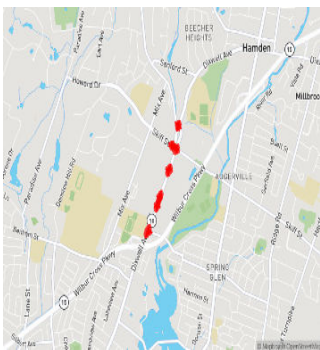
Lead Agency: CTDOT  
 Project Type: FHWA  
 Region: 8  
 Town: EAST HAVEN

Air Quality Status: -  
 Total Cost: \$6,000,000

Project Description: MODERN ROUNDABOUT AT US 1 & CT 100

PHASE	FUND SOURCE	PRIOR	FY2027	FY2028	FY2029	FY2030	FUTURE	TOTAL
Construction	NHPP	\$0	\$0	\$0	\$0	\$0	\$4,800,000	\$4,800,000
Construction	State Match	\$0	\$0	\$0	\$0	\$0	\$1,200,000	\$1,200,000
<b>Total Construction</b>		<b>\$0</b>	<b>\$0</b>	<b>\$0</b>	<b>\$0</b>	<b>\$0</b>	<b>\$6,000,000</b>	<b>\$6,000,000</b>
<b>Total Future Costs</b>		<b>\$0</b>	<b>\$0</b>	<b>\$0</b>	<b>\$0</b>	<b>\$0</b>	<b>\$6,000,000</b>	<b>\$6,000,000</b>
<b>Total Programmed</b>		<b>\$0</b>	<b>\$0</b>	<b>\$0</b>	<b>\$0</b>	<b>\$0</b>	<b>\$6,000,000</b>	<b>\$6,000,000</b>

**0061-0155 - TRAFFIC SIGNAL MODERNIZATION AT VARIOUS INTERSECTIONS**



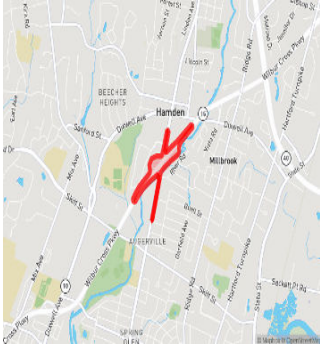
Lead Agency: CTDOT  
 Project Type: FHWA  
 Region: 8  
 Town: HAMDEN

Air Quality Status: -  
 Total Cost: \$3,406,659

Project Description: TRAFFIC SIGNAL MODERNIZATION AT VARIOUS INTERSECTIONS

PHASE	FUND SOURCE	PRIOR	FY2027	FY2028	FY2029	FY2030	FUTURE	TOTAL
Construction	CMAQ	\$0	\$3,406,659	\$0	\$0	\$0	\$0	\$3,406,659
<b>Total Construction</b>		<b>\$0</b>	<b>\$3,406,659</b>	<b>\$0</b>	<b>\$0</b>	<b>\$0</b>	<b>\$0</b>	<b>\$3,406,659</b>
<b>Total Programmed</b>		<b>\$0</b>	<b>\$3,406,659</b>	<b>\$0</b>	<b>\$0</b>	<b>\$0</b>	<b>\$0</b>	<b>\$3,406,659</b>

### 0061-0156 - INTERCHANGE IMPROVEMENTS



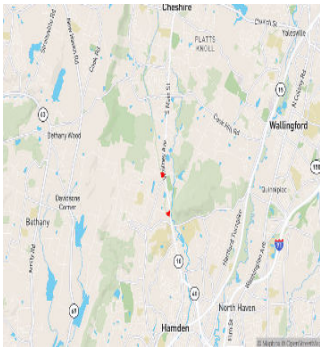
Lead Agency: CTDOT  
 Project Type: FHWA  
 Region: 8  
 Town: HAMDEN

Air Quality Status: -  
 Total Cost: \$19,600,000

Project Description: INTERCHANGE IMPROVEMENTS

PHASE	FUND SOURCE	PRIOR	FY2027	FY2028	FY2029	FY2030	FUTURE	TOTAL
Construction	NHPP	\$0	\$0	\$15,680,000	\$0	\$0	\$0	\$15,680,000
Construction	State Match	\$0	\$0	\$3,920,000	\$0	\$0	\$0	\$3,920,000
<b>Total Construction</b>		\$0	\$0	\$19,600,000	\$0	\$0	\$0	\$19,600,000
<b>Total Programmed</b>		\$0	\$0	\$19,600,000	\$0	\$0	\$0	\$19,600,000

### 0061-0158 - FCFT PHASE 2 - CROSSING IMPROVEMENTS



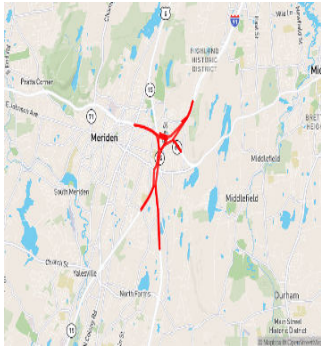
Lead Agency: CTDOT  
 Project Type: FHWA  
 Region: 8  
 Town: HAMDEN

Air Quality Status: -  
 Total Cost: \$2,680,000

Project Description: FCFT PHASE 2 - CROSSING IMPROVEMENTS

PHASE	FUND SOURCE	PRIOR	FY2027	FY2028	FY2029	FY2030	FUTURE	TOTAL
Construction	Local Match	\$0	\$536,000	\$0	\$0	\$0	\$0	\$536,000
Construction	TAP-FLEX	\$0	\$2,000,000	\$0	\$0	\$0	\$0	\$2,000,000
Construction	TAPNH	\$0	\$144,000	\$0	\$0	\$0	\$0	\$144,000
<b>Total Construction</b>		\$0	\$2,680,000	\$0	\$0	\$0	\$0	\$2,680,000
<b>Total Programmed</b>		\$0	\$2,680,000	\$0	\$0	\$0	\$0	\$2,680,000

**0079-0240 - INTERCHANGE IMPROVS - SB & EB TO SB**



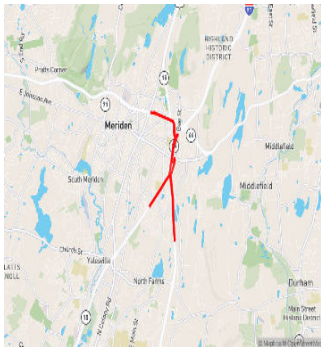
Lead Agency: CTDOT  
 Project Type: FHWA  
 Region: 8, 11  
 Town: MERIDEN, MIDDLETOWN

Air Quality Status: -  
 Total Cost: \$43,339,504

Project Description: INTERCHANGE IMPROVS - SB & EB TO SB

PHASE	FUND SOURCE	PRIOR	FY2027	FY2028	FY2029	FY2030	FUTURE	TOTAL
Construction	NFRP	\$0	\$0	\$0	\$18,115,156	\$16,556,447	\$0	\$34,671,603
Construction	State Match	\$0	\$0	\$0	\$4,528,789	\$4,139,112	\$0	\$8,667,901
<b>Total Construction</b>		<b>\$0</b>	<b>\$0</b>	<b>\$0</b>	<b>\$22,643,945</b>	<b>\$20,695,559</b>	<b>\$0</b>	<b>\$43,339,504</b>
-	NFRP	\$0	\$0	\$0	\$0	\$0	\$0	\$0
<b>Total Programmed</b>		<b>\$0</b>	<b>\$0</b>	<b>\$0</b>	<b>\$22,643,945</b>	<b>\$20,695,559</b>	<b>\$0</b>	<b>\$43,339,504</b>

**0079-0246 - INTERCHANGE IMPRVS - NB & NB TO WB (B/O FROM 79-240)**



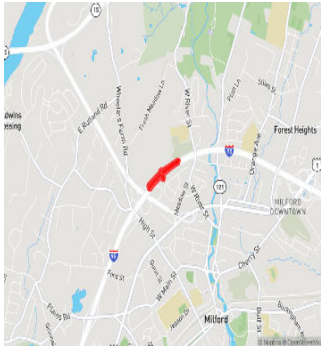
Lead Agency: CTDOT  
 Project Type: FHWA  
 Region: 8  
 Town: MERIDEN

Air Quality Status: -  
 Total Cost: \$45,287,890

Project Description: INTERCHANGE IMPRVS - NB & NB TO WB (B/O FROM 79-240)

PHASE	FUND SOURCE	PRIOR	FY2027	FY2028	FY2029	FY2030	FUTURE	TOTAL
Construction	NFRP	\$0	\$18,115,156	\$18,115,156	\$0	\$0	\$0	\$36,230,312
Construction	State Match	\$0	\$4,528,789	\$4,528,789	\$0	\$0	\$0	\$9,057,578
<b>Total Construction</b>		<b>\$0</b>	<b>\$22,643,945</b>	<b>\$22,643,945</b>	<b>\$0</b>	<b>\$0</b>	<b>\$0</b>	<b>\$45,287,890</b>
-	NFRP	\$0	\$0	\$0	\$0	\$0	\$0	\$0
<b>Total Programmed</b>		<b>\$0</b>	<b>\$22,643,945</b>	<b>\$22,643,945</b>	<b>\$0</b>	<b>\$0</b>	<b>\$0</b>	<b>\$45,287,890</b>

**0083-0272 - EXTENSION OF DECEL. LANE FOR SB OFF-RAMP AT EXIT 38**



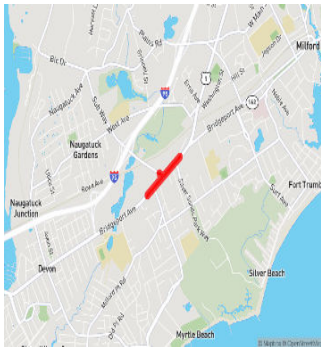
Lead Agency: CTDOT  
 Project Type: FHWA  
 Region: 8  
 Town: MILFORD

Air Quality Status: -  
 Total Cost: \$7,200,000

Project Description: EXTENSION OF DECEL. LANE FOR SB OFF-RAMP AT EXIT 38

PHASE	FUND SOURCE	PRIOR	FY2027	FY2028	FY2029	FY2030	FUTURE	TOTAL
Construction	NHPP	\$0	\$6,480,000	\$0	\$0	\$0	\$0	\$6,480,000
Construction	State Match	\$0	\$720,000	\$0	\$0	\$0	\$0	\$720,000
<b>Total Construction</b>		<b>\$0</b>	<b>\$7,200,000</b>	<b>\$0</b>	<b>\$0</b>	<b>\$0</b>	<b>\$0</b>	<b>\$7,200,000</b>
<b>Total Programmed</b>		<b>\$0</b>	<b>\$7,200,000</b>	<b>\$0</b>	<b>\$0</b>	<b>\$0</b>	<b>\$0</b>	<b>\$7,200,000</b>

**0083-0275 - DRAINAGE IMPROVEMENTS**



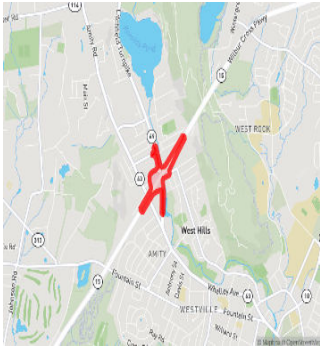
Lead Agency: CTDOT  
 Project Type: FHWA  
 Region: 8  
 Town: MILFORD

Air Quality Status: -  
 Total Cost: \$6,500,000

Project Description: DRAINAGE IMPROVEMENTS

PHASE	FUND SOURCE	PRIOR	FY2027	FY2028	FY2029	FY2030	FUTURE	TOTAL
Construction	NHPP	\$0	\$0	\$0	\$0	\$0	\$5,200,000	\$5,200,000
Construction	State Match	\$0	\$0	\$0	\$0	\$0	\$1,300,000	\$1,300,000
<b>Total Construction</b>		<b>\$0</b>	<b>\$0</b>	<b>\$0</b>	<b>\$0</b>	<b>\$0</b>	<b>\$6,500,000</b>	<b>\$6,500,000</b>
<b>Total Future Costs</b>		<b>\$0</b>	<b>\$0</b>	<b>\$0</b>	<b>\$0</b>	<b>\$0</b>	<b>\$6,500,000</b>	<b>\$6,500,000</b>
<b>Total Programmed</b>		<b>\$0</b>	<b>\$0</b>	<b>\$0</b>	<b>\$0</b>	<b>\$0</b>	<b>\$6,500,000</b>	<b>\$6,500,000</b>

**0092-0689 - INTERCHANGE 59/ROUTE 69 IMPROVEMENTS (PHASE 2)**



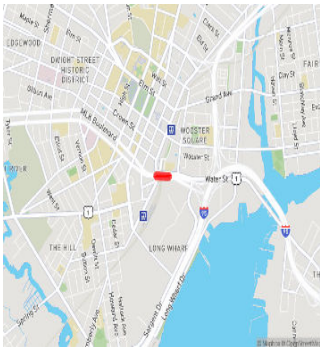
Lead Agency: CTDOT  
 Project Type: FHWA  
 Region: 8  
 Town: NEW HAVEN, WOODBRIDGE

Air Quality Status: -  
 Total Cost: \$62,000,000

Project Description: INTERCHANGE 59/ROUTE 69 IMPROVEMENTS (PHASE 2)

PHASE	FUND SOURCE	PRIOR	FY2027	FY2028	FY2029	FY2030	FUTURE	TOTAL
Construction	NHPP	\$0	\$1,000,000	\$16,200,000	\$16,200,000	\$16,200,000	\$0	\$49,600,000
Construction	State Match	\$0	\$250,000	\$4,050,000	\$4,050,000	\$4,050,000	\$0	\$12,400,000
<b>Total Construction</b>		<b>\$0</b>	<b>\$1,250,000</b>	<b>\$20,250,000</b>	<b>\$20,250,000</b>	<b>\$20,250,000</b>	<b>\$0</b>	<b>\$62,000,000</b>
-	NHPP	\$0	\$0	\$0	\$0	\$0	\$0	\$0
<b>Total Programmed</b>		<b>\$0</b>	<b>\$1,250,000</b>	<b>\$20,250,000</b>	<b>\$20,250,000</b>	<b>\$20,250,000</b>	<b>\$0</b>	<b>\$62,000,000</b>

**0092-0696 - REHAB BR 00333 o/ US 1 & MNRR**



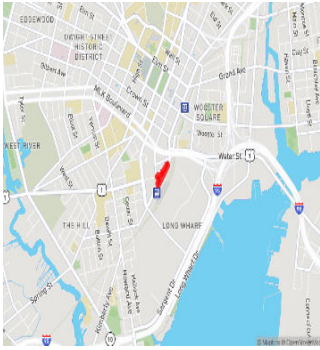
Lead Agency: CTDOT  
 Project Type: FHWA  
 Region: 8  
 Town: NEW HAVEN

Air Quality Status: -  
 Total Cost: \$16,600,000

Project Description: REHAB BR 00333 o/ US 1 & MNRR

PHASE	FUND SOURCE	PRIOR	FY2027	FY2028	FY2029	FY2030	FUTURE	TOTAL
Construction	BRFP	\$0	\$3,280,000	\$5,000,000	\$0	\$0	\$0	\$8,280,000
Construction	NHPP	\$0	\$0	\$5,000,000	\$0	\$0	\$0	\$5,000,000
Construction	State Match	\$0	\$820,000	\$2,500,000	\$0	\$0	\$0	\$3,320,000
<b>Total Construction</b>		<b>\$0</b>	<b>\$4,100,000</b>	<b>\$12,500,000</b>	<b>\$0</b>	<b>\$0</b>	<b>\$0</b>	<b>\$16,600,000</b>
-	BRFP	\$0	\$0	\$0	\$0	\$0	\$0	\$0
-	NHPP	\$0	\$0	\$0	\$0	\$0	\$0	\$0
<b>Total Programmed</b>		<b>\$0</b>	<b>\$4,100,000</b>	<b>\$12,500,000</b>	<b>\$0</b>	<b>\$0</b>	<b>\$0</b>	<b>\$16,600,000</b>

**0092-0701 - INTERSECTION IMPROVEMENTS AT COLUMBUS AVE**



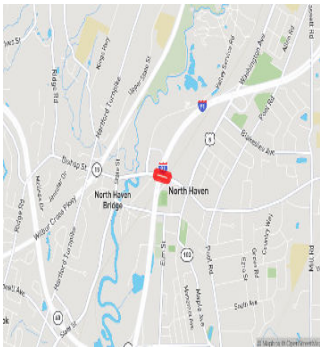
Lead Agency: CTDOT  
 Project Type: FHWA  
 Region: 8  
 Town: NEW HAVEN

Air Quality Status: -  
 Total Cost: \$3,000,000

Project Description: INTERSECTION IMPROVEMENTS AT COLUMBUS AVE

PHASE	FUND SOURCE	PRIOR	FY2027	FY2028	FY2029	FY2030	FUTURE	TOTAL
Construction	State Match	\$0	\$0	\$0	\$0	\$0	\$600,000	\$600,000
Construction	STPNH	\$0	\$0	\$0	\$0	\$0	\$2,400,000	\$2,400,000
<b>Total Construction</b>		<b>\$0</b>	<b>\$0</b>	<b>\$0</b>	<b>\$0</b>	<b>\$0</b>	<b>\$3,000,000</b>	<b>\$3,000,000</b>
<b>Total Future Costs</b>		<b>\$0</b>	<b>\$0</b>	<b>\$0</b>	<b>\$0</b>	<b>\$0</b>	<b>\$3,000,000</b>	<b>\$3,000,000</b>
<b>Total Programmed</b>		<b>\$0</b>	<b>\$0</b>	<b>\$0</b>	<b>\$0</b>	<b>\$0</b>	<b>\$3,000,000</b>	<b>\$3,000,000</b>

**0100-0185 - BRIDGE IMPROVEMENTS BR. 02649 o/ I-91, AMTRAK & RAMP B**



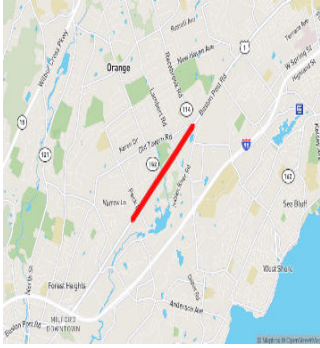
Lead Agency: CTDOT  
 Project Type: FHWA  
 Region: 8  
 Town: NORTH HAVEN

Air Quality Status: -  
 Total Cost: \$16,600,000

Project Description: BRIDGE IMPROVEMENTS BR. 02649 o/ I-91, AMTRAK & RAMP B

PHASE	FUND SOURCE	PRIOR	FY2027	FY2028	FY2029	FY2030	FUTURE	TOTAL
Construction	BRFP	\$0	\$0	\$0	\$0	\$0	\$13,280,000	\$13,280,000
Construction	State Match	\$0	\$0	\$0	\$0	\$0	\$3,320,000	\$3,320,000
<b>Total Construction</b>		<b>\$0</b>	<b>\$0</b>	<b>\$0</b>	<b>\$0</b>	<b>\$0</b>	<b>\$16,600,000</b>	<b>\$16,600,000</b>
<b>Total Future Costs</b>		<b>\$0</b>	<b>\$0</b>	<b>\$0</b>	<b>\$0</b>	<b>\$0</b>	<b>\$16,600,000</b>	<b>\$16,600,000</b>
<b>Total Programmed</b>		<b>\$0</b>	<b>\$0</b>	<b>\$0</b>	<b>\$0</b>	<b>\$0</b>	<b>\$16,600,000</b>	<b>\$16,600,000</b>

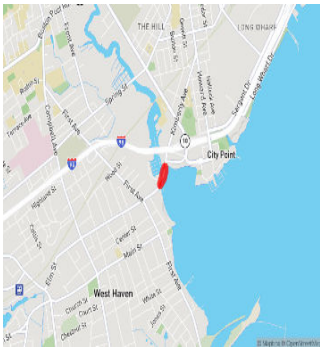
**0106-0108 - OPERATIONAL LANE FROM MILFORD TL TO LAMBERT ROAD**



Lead Agency: CTDOT  
 Project Type: FHWA  
 Region: 8  
 Town: ORANGE  
 Air Quality Status: -  
 Total Cost: \$26,000,000  
 Project Description: OPERATIONAL LANE FROM MILFORD TL TO LAMBERT ROAD

PHASE	FUND SOURCE	PRIOR	FY2027	FY2028	FY2029	FY2030	FUTURE	TOTAL
Construction	State Match	\$0	\$2,600,000	\$2,600,000	\$0	\$0	\$0	\$5,200,000
Construction	STPNH	\$0	\$10,400,000	\$10,400,000	\$0	\$0	\$0	\$20,800,000
<b>Total Construction</b>		\$0	\$13,000,000	\$13,000,000	\$0	\$0	\$0	\$26,000,000
-	STPNH	\$0	\$0	\$0	\$0	\$0	\$0	\$0
<b>Total Programmed</b>		\$0	\$13,000,000	\$13,000,000	\$0	\$0	\$0	\$26,000,000

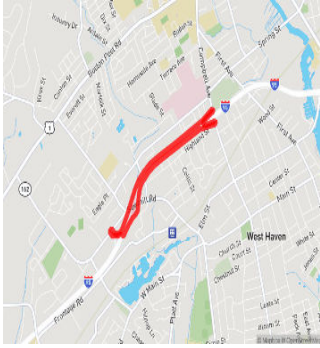
**0156-0184 - REPLACE BR 03612 o/ WEST RIVER**



Lead Agency: CTDOT  
 Project Type: FHWA  
 Region: 8  
 Town: WEST HAVEN  
 Air Quality Status: -  
 Total Cost: \$60,000,000  
 Project Description: REPLACE BR 03612 o/ WEST RIVER

PHASE	FUND SOURCE	PRIOR	FY2027	FY2028	FY2029	FY2030	FUTURE	TOTAL
Construction	State Match	\$0	\$375,000	\$8,375,000	\$3,250,000	\$0	\$0	\$12,000,000
Construction	STPA	\$0	\$500,000	\$22,000,000	\$13,000,000	\$0	\$0	\$35,500,000
Construction	STPNH	\$0	\$1,000,000	\$11,500,000	\$0	\$0	\$0	\$12,500,000
<b>Total Construction</b>		\$0	\$1,875,000	\$41,875,000	\$16,250,000	\$0	\$0	\$60,000,000
-	STPA	\$0	\$0	\$0	\$0	\$0	\$0	\$0
-	STPNH	\$0	\$0	\$0	\$0	\$0	\$0	\$0
<b>Total Programmed</b>		\$0	\$1,875,000	\$41,875,000	\$16,250,000	\$0	\$0	\$60,000,000

**0156-0186 - AUXILIARY LANE CONSTRUCTION, REPLACE BR 00158 & 00159**



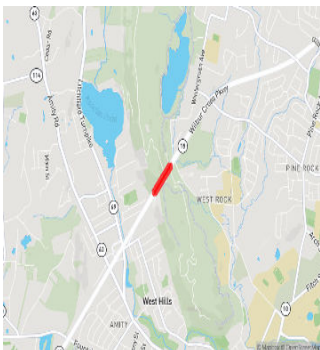
Lead Agency: CTDOT  
 Project Type: FHWA  
 Region: 8  
 Town: WEST HAVEN

Air Quality Status: -  
 Total Cost: \$67,224,999

Project Description: AUXILIARY LANE CONSTRUCTION, REPLACE BR 00158 & 00159

PHASE	FUND SOURCE	PRIOR	FY2027	FY2028	FY2029	FY2030	FUTURE	TOTAL
Final Design	NHPP	\$0	\$3,600,000	\$0	\$0	\$0	\$0	\$3,600,000
Final Design	State Match	\$0	\$400,000	\$0	\$0	\$0	\$0	\$400,000
<b>Total Final Design</b>		\$0	\$4,000,000	\$0	\$0	\$0	\$0	\$4,000,000
Right of Way	NHPP	\$0	\$67,500	\$0	\$0	\$0	\$0	\$67,500
Right of Way	State Match	\$0	\$7,500	\$0	\$0	\$0	\$0	\$7,500
<b>Total Right of Way</b>		\$0	\$75,000	\$0	\$0	\$0	\$0	\$75,000
Construction	NHPP	\$0	\$0	\$0	\$0	\$25,000,000	\$31,835,000	\$56,835,000
Construction	State Match	\$0	\$0	\$0	\$0	\$2,777,777	\$3,537,222	\$6,314,999
<b>Total Construction</b>		\$0	\$0	\$0	\$0	\$27,777,777	\$35,372,222	\$63,149,999
-	NHPP	\$0	\$0	\$0	\$0	\$0	\$0	\$0
<b>Total Future Costs</b>		\$0	\$0	\$0	\$0	\$0	\$35,372,222	\$35,372,222
<b>Total Programmed</b>		\$0	\$4,075,000	\$0	\$0	\$27,777,777	\$35,372,222	\$67,224,999

**0167-0108 - HEROES TUNNEL IMPROVEMENT UNDER WEST ROCK RIDGE**



Lead Agency: CTDOT  
 Project Type: FHWA  
 Region: 8  
 Town: NEW HAVEN, WOODBRIDGE

Air Quality Status: -  
 Total Cost: \$150,000,000

Project Description: HEROES TUNNEL IMPROVEMENT UNDER WEST ROCK RIDGE

PHASE	FUND SOURCE	PRIOR	FY2027	FY2028	FY2029	FY2030	FUTURE	TOTAL
Construction	NHPP	\$0	\$0	\$0	\$0	\$0	\$120,000,000	\$120,000,000
Construction	State Match	\$0	\$0	\$0	\$0	\$0	\$30,000,000	\$30,000,000
<b>Total Construction</b>		\$0	\$0	\$0	\$0	\$0	\$150,000,000	\$150,000,000
<b>Total Future Costs</b>		\$0	\$0	\$0	\$0	\$0	\$150,000,000	\$150,000,000
<b>Total Programmed</b>		\$0	\$0	\$0	\$0	\$0	\$150,000,000	\$150,000,000

**0170-2027AD - TRANSIT CAPITAL PLANNING - FY 27**

Lead Agency CTDOT	Project Type FTA	Region 70	Town STATEWIDE
Air Quality Status -	Total Cost \$500,000		

Project Description  
TRANSIT CAPITAL PLANNING - FY 27

PHASE	FUND SOURCE	PRIOR	FY2027	FY2028	FY2029	FY2030	FUTURE	TOTAL
Other Activities	5307C	\$0	\$400,000	\$0	\$0	\$0	\$0	\$400,000
Other Activities	State Match	\$0	\$100,000	\$0	\$0	\$0	\$0	\$100,000
Total Other Activities		\$0	\$500,000	\$0	\$0	\$0	\$0	\$500,000
<b>Total Programmed</b>		<b>\$0</b>	<b>\$500,000</b>	<b>\$0</b>	<b>\$0</b>	<b>\$0</b>	<b>\$0</b>	<b>\$500,000</b>

**0170-2027NH - SEC 5310 PRGRM-ENHANCED MOBILITY OF SENIORS/INDIVIDUALS W/DISABILITIES-NEW HAVEN**

Lead Agency CTDOT	Project Type FTA	Region 8	Town NEW HAVEN URBANIZED AREA
Air Quality Status -	Total Cost \$1,042,320		

Project Description  
SEC 5310 PRGRM-ENHANCED MOBILITY OF SENIORS/INDIVIDUALS W/DISABILITIES-NEW HAVEN

PHASE	FUND SOURCE	PRIOR	FY2027	FY2028	FY2029	FY2030	FUTURE	TOTAL
Other Activities	5310E	\$0	\$833,856	\$0	\$0	\$0	\$0	\$833,856
Other Activities	Local Match	\$0	\$208,464	\$0	\$0	\$0	\$0	\$208,464
Total Other Activities		\$0	\$1,042,320	\$0	\$0	\$0	\$0	\$1,042,320
<b>Total Programmed</b>		<b>\$0</b>	<b>\$1,042,320</b>	<b>\$0</b>	<b>\$0</b>	<b>\$0</b>	<b>\$0</b>	<b>\$1,042,320</b>

**0170-2028AD - TRANSIT CAPITAL PLANNING - FY 28**

Lead Agency CTDOT	Project Type FTA	Region 70	Town STATEWIDE
Air Quality Status -	Total Cost \$500,000		

Project Description  
TRANSIT CAPITAL PLANNING - FY 28

PHASE	FUND SOURCE	PRIOR	FY2027	FY2028	FY2029	FY2030	FUTURE	TOTAL
Other Activities	5307C	\$0	\$0	\$400,000	\$0	\$0	\$0	\$400,000
Other Activities	State Match	\$0	\$0	\$100,000	\$0	\$0	\$0	\$100,000
Total Other Activities		\$0	\$0	\$500,000	\$0	\$0	\$0	\$500,000
<b>Total Programmed</b>		<b>\$0</b>	<b>\$0</b>	<b>\$500,000</b>	<b>\$0</b>	<b>\$0</b>	<b>\$0</b>	<b>\$500,000</b>

**0170-2028NH - SEC 5310 PRGRM-ENHANCED MOBILITY OF SENIORS/INDIVIDUALS W/DISABILITIES-NEW HAVEN**

Lead Agency: CTDOT      Project Type: FTA      Region: 8      Town: NEW HAVEN URBANIZED AREA

Air Quality Status: -      Total Cost: \$1,042,320

Project Description: SEC 5310 PRGRM-ENHANCED MOBILITY OF SENIORS/INDIVIDUALS W/DISABILITIES-NEW HAVEN

PHASE	FUND SOURCE	PRIOR	FY2027	FY2028	FY2029	FY2030	FUTURE	TOTAL
Other Activities	5310E	\$0	\$0	\$833,856	\$0	\$0	\$0	\$833,856
Other Activities	Local Match	\$0	\$0	\$208,464	\$0	\$0	\$0	\$208,464
Total Other Activities		\$0	\$0	\$1,042,320	\$0	\$0	\$0	\$1,042,320
<b>Total Programmed</b>		<b>\$0</b>	<b>\$0</b>	<b>\$1,042,320</b>	<b>\$0</b>	<b>\$0</b>	<b>\$0</b>	<b>\$1,042,320</b>

**0170-2029NH - SEC 5310 PRGRM-ENHANCED MOBILITY OF SENIORS/INDIVIDUALS W/DISABILITIES-NEW HAVEN**

Lead Agency: CTDOT      Project Type: FTA      Region: 8      Town: NEW HAVEN URBANIZED AREA

Air Quality Status: -      Total Cost: \$1,042,320

Project Description: SEC 5310 PRGRM-ENHANCED MOBILITY OF SENIORS/INDIVIDUALS W/DISABILITIES-NEW HAVEN

PHASE	FUND SOURCE	PRIOR	FY2027	FY2028	FY2029	FY2030	FUTURE	TOTAL
Other Activities	5310E	\$0	\$0	\$0	\$833,856	\$0	\$0	\$833,856
Other Activities	Local Match	\$0	\$0	\$0	\$208,464	\$0	\$0	\$208,464
Total Other Activities		\$0	\$0	\$0	\$1,042,320	\$0	\$0	\$1,042,320
<b>Total Programmed</b>		<b>\$0</b>	<b>\$0</b>	<b>\$0</b>	<b>\$1,042,320</b>	<b>\$0</b>	<b>\$0</b>	<b>\$1,042,320</b>

**0170-2030AD - TRANSIT CAPITAL PLANNING - FY 30**

Lead Agency: CTDOT      Project Type: FTA      Region: 70      Town: STATEWIDE

Air Quality Status: -      Total Cost: \$500,000

Project Description: TRANSIT CAPITAL PLANNING - FY 30

PHASE	FUND SOURCE	PRIOR	FY2027	FY2028	FY2029	FY2030	FUTURE	TOTAL
Other Activities	5307C	\$0	\$0	\$0	\$0	\$400,000	\$0	\$400,000
Other Activities	State Match	\$0	\$0	\$0	\$0	\$100,000	\$0	\$100,000
Total Other Activities		\$0	\$0	\$0	\$0	\$500,000	\$0	\$500,000
<b>Total Programmed</b>		<b>\$0</b>	<b>\$0</b>	<b>\$0</b>	<b>\$0</b>	<b>\$500,000</b>	<b>\$0</b>	<b>\$500,000</b>

**0170-2030NH - SEC 5310 PRGRM-ENHANCED MOBILITY OF SENIORS/INDIVIDUALS W/DISABILITIES-NEW HAVEN**

Lead Agency: CTDOT      Project Type: FTA      Region: 8      Town: NEW HAVEN URBANIZED AREA

Air Quality Status: -      Total Cost: \$1,042,320

Project Description: SEC 5310 PRGRM-ENHANCED MOBILITY OF SENIORS/INDIVIDUALS W/DISABILITIES-NEW HAVEN

PHASE	FUND SOURCE	PRIOR	FY2027	FY2028	FY2029	FY2030	FUTURE	TOTAL
Other Activities	5310E	\$0	\$0	\$0	\$0	\$833,856	\$0	\$833,856
Other Activities	Local Match	\$0	\$0	\$0	\$0	\$208,464	\$0	\$208,464
<b>Total Other Activities</b>		<b>\$0</b>	<b>\$0</b>	<b>\$0</b>	<b>\$0</b>	<b>\$1,042,320</b>	<b>\$0</b>	<b>\$1,042,320</b>
<b>Total Programmed</b>		<b>\$0</b>	<b>\$0</b>	<b>\$0</b>	<b>\$0</b>	<b>\$1,042,320</b>	<b>\$0</b>	<b>\$1,042,320</b>

**0170-3713 - MAST ARM & SPAN POLE INSPECTIONS**

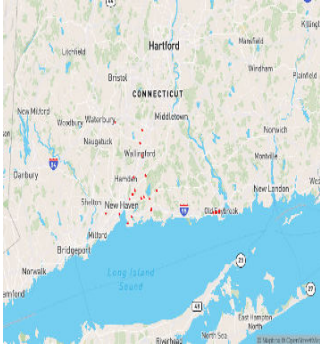
Lead Agency: CTDOT      Project Type: FHWA      Region: 70      Town: STATEWIDE

Air Quality Status: -      Total Cost: \$1,400,000

Project Description: MAST ARM & SPAN POLE INSPECTIONS

PHASE	FUND SOURCE	PRIOR	FY2027	FY2028	FY2029	FY2030	FUTURE	TOTAL
Other Activities	State Match	\$0	\$140,000	\$140,000	\$0	\$0	\$0	\$280,000
Other Activities	STPA	\$0	\$560,000	\$560,000	\$0	\$0	\$0	\$1,120,000
<b>Total Other Activities</b>		<b>\$0</b>	<b>\$700,000</b>	<b>\$700,000</b>	<b>\$0</b>	<b>\$0</b>	<b>\$0</b>	<b>\$1,400,000</b>
-	STPA	\$0	\$0	\$0	\$0	\$0	\$0	\$0
<b>Total Programmed</b>		<b>\$0</b>	<b>\$700,000</b>	<b>\$700,000</b>	<b>\$0</b>	<b>\$0</b>	<b>\$0</b>	<b>\$1,400,000</b>

### 0170-3742 - DETECTION UPGRADES AT VARIOUS TRAFFIC SIGNALS



Lead Agency: CTDOT  
 Project Type: FHWA  
 Region: 5, 8, 11  
 Town: NEW HAVEN URBANIZED AREA

Air Quality Status: -  
 Total Cost: \$2,310,000

Project Description: DETECTION UPGRADES AT VARIOUS TRAFFIC SIGNALS

PHASE	FUND SOURCE	PRIOR	FY2027	FY2028	FY2029	FY2030	FUTURE	TOTAL
Construction	CRPNH	\$0	\$1,848,000	\$0	\$0	\$0	\$0	\$1,848,000
Construction	State Match	\$0	\$462,000	\$0	\$0	\$0	\$0	\$462,000
<b>Total Construction</b>		\$0	\$2,310,000	\$0	\$0	\$0	\$0	\$2,310,000
-	CRPNH	\$0	\$0	\$0	\$0	\$0	\$0	\$0
<b>Total Programmed</b>		\$0	\$2,310,000	\$0	\$0	\$0	\$0	\$2,310,000

### 0170-3751 - ASSET MANAGEMENT GROUP

Lead Agency: CTDOT  
 Project Type: FHWA  
 Region: 70  
 Town: STATEWIDE

Air Quality Status: -  
 Total Cost: \$5,798,260

Project Description: ASSET MANAGEMENT GROUP

PHASE	FUND SOURCE	PRIOR	FY2027	FY2028	FY2029	FY2030	FUTURE	TOTAL
Planning	State Match	\$0	\$378,708	\$386,502	\$394,442	\$0	\$0	\$1,159,652
Planning	STPA	\$0	\$1,514,832	\$1,546,008	\$1,577,768	\$0	\$0	\$4,638,608
<b>Total Planning</b>		\$0	\$1,893,540	\$1,932,510	\$1,972,210	\$0	\$0	\$5,798,260
-	STPA	\$0	\$0	\$0	\$0	\$0	\$0	\$0
<b>Total Programmed</b>		\$0	\$1,893,540	\$1,932,510	\$1,972,210	\$0	\$0	\$5,798,260

**0170-3752 - BRIDGE MANAGEMENT GROUP**

Lead Agency: CTDOT      Project Type: FHWA      Region: 70      Town: STATEWIDE

Air Quality Status: -      Total Cost: \$4,890,000

Project Description: BRIDGE MANAGEMENT GROUP

PHASE	FUND SOURCE	PRIOR	FY2027	FY2028	FY2029	FY2030	FUTURE	TOTAL
Planning	State Match	\$0	\$326,000	\$326,000	\$326,000	\$0	\$0	\$978,000
Planning	STPA	\$0	\$1,304,000	\$1,304,000	\$1,304,000	\$0	\$0	\$3,912,000
<b>Total Planning</b>		<b>\$0</b>	<b>\$1,630,000</b>	<b>\$1,630,000</b>	<b>\$1,630,000</b>	<b>\$0</b>	<b>\$0</b>	<b>\$4,890,000</b>
-	STPA	\$0	\$0	\$0	\$0	\$0	\$0	\$0
<b>Total Programmed</b>		<b>\$0</b>	<b>\$1,630,000</b>	<b>\$1,630,000</b>	<b>\$1,630,000</b>	<b>\$0</b>	<b>\$0</b>	<b>\$4,890,000</b>

**0170-3753 - PAVEMENT MANAGEMENT GROUP**

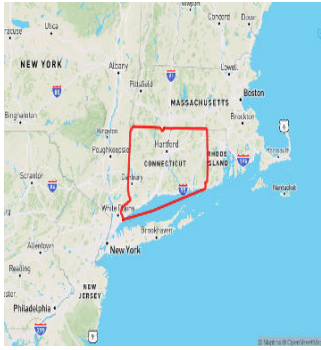
Lead Agency: CTDOT      Project Type: FHWA      Region: 70      Town: STATEWIDE

Air Quality Status: -      Total Cost: \$3,687,000

Project Description: PAVEMENT MANAGEMENT GROUP

PHASE	FUND SOURCE	PRIOR	FY2027	FY2028	FY2029	FY2030	FUTURE	TOTAL
Planning	State Match	\$0	\$245,800	\$245,800	\$245,800	\$0	\$0	\$737,400
Planning	STPA	\$0	\$983,200	\$983,200	\$983,200	\$0	\$0	\$2,949,600
<b>Total Planning</b>		<b>\$0</b>	<b>\$1,229,000</b>	<b>\$1,229,000</b>	<b>\$1,229,000</b>	<b>\$0</b>	<b>\$0</b>	<b>\$3,687,000</b>
-	STPA	\$0	\$0	\$0	\$0	\$0	\$0	\$0
<b>Total Programmed</b>		<b>\$0</b>	<b>\$1,229,000</b>	<b>\$1,229,000</b>	<b>\$1,229,000</b>	<b>\$0</b>	<b>\$0</b>	<b>\$3,687,000</b>

### 0170-3780 - TRAFFIC SAFETY ANALYTICS - CRSMS



Lead Agency  
CTDOT

Project Type  
FHWA

Region  
70

Town  
STATEWIDE

Air Quality Status  
-

Total Cost  
\$6,300,000

Project Description  
TRAFFIC SAFETY ANALYTICS - CRSMS

PHASE	FUND SOURCE	PRIOR	FY2027	FY2028	FY2029	FY2030	FUTURE	TOTAL
Construction	S154	\$0	\$2,100,000	\$2,100,000	\$2,100,000	\$0	\$0	\$6,300,000
<b>Total Construction</b>		<b>\$0</b>	<b>\$2,100,000</b>	<b>\$2,100,000</b>	<b>\$2,100,000</b>	<b>\$0</b>	<b>\$0</b>	<b>\$6,300,000</b>
-	S154	\$0	\$0	\$0	\$0	\$0	\$0	\$0
<b>Total Programmed</b>		<b>\$0</b>	<b>\$2,100,000</b>	<b>\$2,100,000</b>	<b>\$2,100,000</b>	<b>\$0</b>	<b>\$0</b>	<b>\$6,300,000</b>

### 0170-5032 - TA PROGRAM - FEDERALLY ELIGIBLE ENGINEERING ACTIVITIES

Lead Agency  
CTDOT

Project Type  
FHWA

Region  
70

Town  
STATEWIDE

Air Quality Status  
-

Total Cost  
\$780,001

Project Description  
TA PROGRAM - FEDERALLY ELIGIBLE ENGINEERING ACTIVITIES

PHASE	FUND SOURCE	PRIOR	FY2027	FY2028	FY2029	FY2030	FUTURE	TOTAL
Preliminary Engineering	State Match	\$0	\$156,001	\$0	\$0	\$0	\$0	\$156,001
Preliminary Engineering	TAP-FLEX	\$0	\$318,359	\$0	\$0	\$0	\$0	\$318,359
Preliminary Engineering	TAPB	\$0	\$109,664	\$0	\$0	\$0	\$0	\$109,664
Preliminary Engineering	TAPH	\$0	\$124,463	\$0	\$0	\$0	\$0	\$124,463
Preliminary Engineering	TAPNH	\$0	\$71,514	\$0	\$0	\$0	\$0	\$71,514
<b>Total Preliminary Engineering</b>		<b>\$0</b>	<b>\$780,001</b>	<b>\$0</b>	<b>\$0</b>	<b>\$0</b>	<b>\$0</b>	<b>\$780,001</b>
-	TAP-FLEX	\$0	\$0	\$0	\$0	\$0	\$0	\$0
-	TAPB	\$0	\$0	\$0	\$0	\$0	\$0	\$0
-	TAPH	\$0	\$0	\$0	\$0	\$0	\$0	\$0
-	TAPNH	\$0	\$0	\$0	\$0	\$0	\$0	\$0
<b>Total Programmed</b>		<b>\$0</b>	<b>\$780,001</b>	<b>\$0</b>	<b>\$0</b>	<b>\$0</b>	<b>\$0</b>	<b>\$780,001</b>

**0170-BRDG - ON-OFF-SYSTEMS BRIDGE IMPROVEMENTS (BRIDGE REPORT)**

Lead Agency CTDOT	Project Type FHWA	Region 70	Town STATEWIDE
Air Quality Status -	Total Cost \$468,750,000		

Project Description  
ON-OFF-SYSTEMS BRIDGE IMPROVEMENTS (BRIDGE REPORT)

PHASE	FUND SOURCE	PRIOR	FY2027	FY2028	FY2029	FY2030	FUTURE	TOTAL
All Phases	BRDG-RP	\$0	\$75,000,000	\$75,000,000	\$75,000,000	\$75,000,000	\$75,000,000	\$375,000,000
All Phases	State Match	\$0	\$18,750,000	\$18,750,000	\$18,750,000	\$18,750,000	\$18,750,000	\$93,750,000
Total All Phases		\$0	\$93,750,000	\$93,750,000	\$93,750,000	\$93,750,000	\$93,750,000	\$468,750,000
<b>Total Future Costs</b>		<b>\$0</b>	<b>\$0</b>	<b>\$0</b>	<b>\$0</b>	<b>\$0</b>	<b>\$93,750,000</b>	<b>\$93,750,000</b>
<b>Total Programmed</b>		<b>\$0</b>	<b>\$93,750,000</b>	<b>\$93,750,000</b>	<b>\$93,750,000</b>	<b>\$93,750,000</b>	<b>\$93,750,000</b>	<b>\$468,750,000</b>

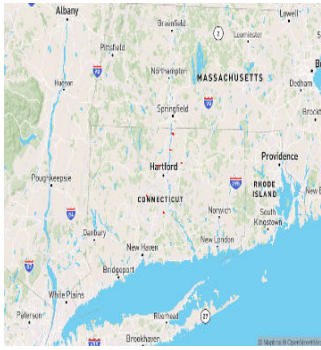
**0170-SFTY - SAFETY PROGRAM, HSIP (SAFETY REPORT)**

Lead Agency CTDOT	Project Type FHWA	Region 70	Town STATEWIDE
Air Quality Status -	Total Cost \$218,750,000		

Project Description  
SAFETY PROGRAM, HSIP (SAFETY REPORT)

PHASE	FUND SOURCE	PRIOR	FY2027	FY2028	FY2029	FY2030	FUTURE	TOTAL
All Phases	SFTY-RP	\$0	\$35,000,000	\$35,000,000	\$35,000,000	\$35,000,000	\$35,000,000	\$175,000,000
All Phases	State Match	\$0	\$8,750,000	\$8,750,000	\$8,750,000	\$8,750,000	\$8,750,000	\$43,750,000
Total All Phases		\$0	\$43,750,000	\$43,750,000	\$43,750,000	\$43,750,000	\$43,750,000	\$218,750,000
<b>Total Future Costs</b>		<b>\$0</b>	<b>\$0</b>	<b>\$0</b>	<b>\$0</b>	<b>\$0</b>	<b>\$43,750,000</b>	<b>\$43,750,000</b>
<b>Total Programmed</b>		<b>\$0</b>	<b>\$43,750,000</b>	<b>\$43,750,000</b>	<b>\$43,750,000</b>	<b>\$43,750,000</b>	<b>\$43,750,000</b>	<b>\$218,750,000</b>

### 0171-0514 - APS UPGRADES AT SIGNALIZED INTERSECTIONS



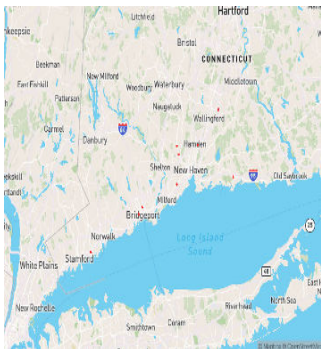
Lead Agency: CTDOT  
 Project Type: FHWA  
 Region: 71  
 Town: DISTRICT 1

Air Quality Status: -  
 Total Cost: \$5,802,000

Project Description:  
 APS UPGRADES AT SIGNALIZED INTERSECTIONS

PHASE	FUND SOURCE	PRIOR	FY2027	FY2028	FY2029	FY2030	FUTURE	TOTAL
Construction	State Match	\$0	\$580,200	\$0	\$0	\$0	\$0	\$580,200
Construction	VRUS	\$0	\$5,221,800	\$0	\$0	\$0	\$0	\$5,221,800
<b>Total Construction</b>		\$0	\$5,802,000	\$0	\$0	\$0	\$0	\$5,802,000
<b>Total Programmed</b>		\$0	\$5,802,000	\$0	\$0	\$0	\$0	\$5,802,000

### 0173-0549 - APS UPGRADES AT SIGNALIZED INTERSECTIONS



Lead Agency: CTDOT  
 Project Type: FHWA  
 Region: 73  
 Town: DISTRICT 3

Air Quality Status: -  
 Total Cost: \$5,985,000

Project Description:  
 APS UPGRADES AT SIGNALIZED INTERSECTIONS

PHASE	FUND SOURCE	PRIOR	FY2027	FY2028	FY2029	FY2030	FUTURE	TOTAL
Construction	SIPH	\$0	\$0	\$4,783,500	\$0	\$0	\$0	\$4,783,500
Construction	State Match	\$0	\$0	\$598,500	\$0	\$0	\$0	\$598,500
Construction	VRUS	\$0	\$0	\$603,000	\$0	\$0	\$0	\$603,000
<b>Total Construction</b>		\$0	\$0	\$5,985,000	\$0	\$0	\$0	\$5,985,000
-	SIPH	\$0	\$0	\$0	\$0	\$0	\$0	\$0
-	VRUS	\$0	\$0	\$0	\$0	\$0	\$0	\$0
<b>Total Programmed</b>		\$0	\$0	\$5,985,000	\$0	\$0	\$0	\$5,985,000

**0300-2027TK - NEW HAVEN LINE TRACK PROGRAM - ANNUAL PROGRAM**

Lead Agency: CTDOT      Project Type: FTA      Region: 78      Town: VARIOUS

Air Quality Status: -      Total Cost: \$37,950,000

Project Description: NEW HAVEN LINE TRACK PROGRAM - ANNUAL PROGRAM

PHASE	FUND SOURCE	PRIOR	FY2027	FY2028	FY2029	FY2030	FUTURE	TOTAL
Construction	5337	\$0	\$6,360,000	\$0	\$0	\$0	\$0	\$6,360,000
Construction	State Match	\$0	\$1,590,000	\$0	\$0	\$0	\$0	\$1,590,000
<b>Total Construction</b>		<b>\$0</b>	<b>\$7,950,000</b>	<b>\$0</b>	<b>\$0</b>	<b>\$0</b>	<b>\$0</b>	<b>\$7,950,000</b>
All Phases	5307C	\$0	\$24,000,000	\$0	\$0	\$0	\$0	\$24,000,000
All Phases	State Match	\$0	\$6,000,000	\$0	\$0	\$0	\$0	\$6,000,000
<b>Total All Phases</b>		<b>\$0</b>	<b>\$30,000,000</b>	<b>\$0</b>	<b>\$0</b>	<b>\$0</b>	<b>\$0</b>	<b>\$30,000,000</b>
<b>Total Programmed</b>		<b>\$0</b>	<b>\$37,950,000</b>	<b>\$0</b>	<b>\$0</b>	<b>\$0</b>	<b>\$0</b>	<b>\$37,950,000</b>

**0300-2029TK - NEW HAVEN LINE TRACK PROGRAM**

Lead Agency: CTDOT      Project Type: FTA      Region: 78      Town: VARIOUS

Air Quality Status: -      Total Cost: \$10,450,000

Project Description: NEW HAVEN LINE TRACK PROGRAM

PHASE	FUND SOURCE	PRIOR	FY2027	FY2028	FY2029	FY2030	FUTURE	TOTAL
Construction	5337	\$0	\$0	\$0	\$8,360,000	\$0	\$0	\$8,360,000
Construction	State Match	\$0	\$0	\$0	\$2,090,000	\$0	\$0	\$2,090,000
<b>Total Construction</b>		<b>\$0</b>	<b>\$0</b>	<b>\$0</b>	<b>\$10,450,000</b>	<b>\$0</b>	<b>\$0</b>	<b>\$10,450,000</b>
<b>Total Programmed</b>		<b>\$0</b>	<b>\$0</b>	<b>\$0</b>	<b>\$10,450,000</b>	<b>\$0</b>	<b>\$0</b>	<b>\$10,450,000</b>

### 0300-2030TK - NEW HAVEN LINE TRACK PROGRAM

Lead Agency: CTDOT      Project Type: FTA      Region: 78      Town: VARIOUS

Air Quality Status: -      Total Cost: \$19,550,000

Project Description:  
NEW HAVEN LINE TRACK PROGRAM

PHASE	FUND SOURCE	PRIOR	FY2027	FY2028	FY2029	FY2030	FUTURE	TOTAL
Construction	5307C	\$0	\$0	\$0	\$0	\$11,640,000	\$0	\$11,640,000
Construction	5337	\$0	\$0	\$0	\$0	\$4,000,000	\$0	\$4,000,000
Construction	State Match	\$0	\$0	\$0	\$0	\$3,910,000	\$0	\$3,910,000
<b>Total Construction</b>		\$0	\$0	\$0	\$0	\$19,550,000	\$0	\$19,550,000
<b>Total Programmed</b>		\$0	\$0	\$0	\$0	\$19,550,000	\$0	\$19,550,000

### 0301-0522CN - NHL - NEW HAVEN UNION STATION PLATFORM REPLACEMENT

Lead Agency: CTDOT      Project Type: FTA      Region: 8      Town: NEW HAVEN

Air Quality Status: -      Total Cost: \$274,500,000

Project Description:  
NHL - NEW HAVEN UNION STATION PLATFORM REPLACEMENT

PHASE	FUND SOURCE	PRIOR	FY2027	FY2028	FY2029	FY2030	FUTURE	TOTAL
Construction	5307C	\$0	\$0	\$12,000,000	\$27,200,000	\$12,000,000	\$0	\$51,200,000
Construction	5337	\$0	\$0	\$36,000,000	\$70,400,000	\$62,000,000	\$0	\$168,400,000
Construction	State Match	\$0	\$0	\$12,000,000	\$24,400,000	\$18,500,000	\$0	\$54,900,000
<b>Total Construction</b>		\$0	\$0	\$60,000,000	\$122,000,000	\$92,500,000	\$0	\$274,500,000
<b>Total Programmed</b>		\$0	\$0	\$60,000,000	\$122,000,000	\$92,500,000	\$0	\$274,500,000

### 0301-0530CN - NHL - INDIAN RIVER BRIDGE - MILFORD

Lead Agency: CTDOT      Project Type: FTA      Region: 8      Town: MILFORD

Air Quality Status: -      Total Cost: \$17,500,000

Project Description: NHL - INDIAN RIVER BRIDGE - MILFORD

PHASE	FUND SOURCE	PRIOR	FY2027	FY2028	FY2029	FY2030	FUTURE	TOTAL
Construction	5337	\$0	\$14,000,000	\$0	\$0	\$0	\$0	\$14,000,000
Construction	State Match	\$0	\$3,500,000	\$0	\$0	\$0	\$0	\$3,500,000
Total Construction		\$0	\$17,500,000	\$0	\$0	\$0	\$0	\$17,500,000
<b>Total Programmed</b>		<b>\$0</b>	<b>\$17,500,000</b>	<b>\$0</b>	<b>\$0</b>	<b>\$0</b>	<b>\$0</b>	<b>\$17,500,000</b>

### 0301-2028TK - NEW HAVEN LINE TRACK PROGRAM

Lead Agency: CTDOT      Project Type: FTA      Region: 78      Town: VARIOUS

Air Quality Status: -      Total Cost: \$12,450,000

Project Description: NEW HAVEN LINE TRACK PROGRAM

PHASE	FUND SOURCE	PRIOR	FY2027	FY2028	FY2029	FY2030	FUTURE	TOTAL
All Phases	5337	\$0	\$0	\$9,960,000	\$0	\$0	\$0	\$9,960,000
All Phases	State Match	\$0	\$0	\$2,490,000	\$0	\$0	\$0	\$2,490,000
Total All Phases		\$0	\$0	\$12,450,000	\$0	\$0	\$0	\$12,450,000
<b>Total Programmed</b>		<b>\$0</b>	<b>\$0</b>	<b>\$12,450,000</b>	<b>\$0</b>	<b>\$0</b>	<b>\$0</b>	<b>\$12,450,000</b>

### 0301-2029CN - NHY-MASTER COMPLEX

Lead Agency: CTDOT      Project Type: FTA      Region: 8      Town: NEW HAVEN

Air Quality Status: -      Total Cost: \$25,000,000

Project Description: NHY-MASTER COMPLEX

PHASE	FUND SOURCE	PRIOR	FY2027	FY2028	FY2029	FY2030	FUTURE	TOTAL
Construction	5337	\$0	\$0	\$0	\$20,000,000	\$0	\$0	\$20,000,000
Construction	State Match	\$0	\$0	\$0	\$5,000,000	\$0	\$0	\$5,000,000
Total Construction		\$0	\$0	\$0	\$25,000,000	\$0	\$0	\$25,000,000
<b>Total Programmed</b>		<b>\$0</b>	<b>\$0</b>	<b>\$0</b>	<b>\$25,000,000</b>	<b>\$0</b>	<b>\$0</b>	<b>\$25,000,000</b>

### 0301-2030CN - NHY-MASTER COMPLEX

Lead Agency: CTDOT      Project Type: FTA      Region: 8      Town: NEW HAVEN

Air Quality Status: -      Total Cost: \$60,000,000

Project Description:  
NHY-MASTER COMPLEX

PHASE	FUND SOURCE	PRIOR	FY2027	FY2028	FY2029	FY2030	FUTURE	TOTAL
Construction	5307C	\$0	\$0	\$0	\$0	\$16,000,000	\$0	\$16,000,000
Construction	5337	\$0	\$0	\$0	\$0	\$32,000,000	\$0	\$32,000,000
Construction	State Match	\$0	\$0	\$0	\$0	\$12,000,000	\$0	\$12,000,000
<b>Total Construction</b>		\$0	\$0	\$0	\$0	\$60,000,000	\$0	\$60,000,000
<b>Total Programmed</b>		\$0	\$0	\$0	\$0	\$60,000,000	\$0	\$60,000,000

### 0310-0076CN - NEW HAVEN - STATE STREET STATION IMPROVEMENTS

Lead Agency: CTDOT      Project Type: FTA      Region: 8      Town: NEW HAVEN

Air Quality Status: -      Total Cost: \$55,000,000

Project Description:  
NEW HAVEN - STATE STREET STATION IMPROVEMENTS

PHASE	FUND SOURCE	PRIOR	FY2027	FY2028	FY2029	FY2030	FUTURE	TOTAL
Construction	5307C	\$0	\$0	\$20,000,000	\$24,000,000	\$0	\$0	\$44,000,000
Construction	State Match	\$0	\$0	\$5,000,000	\$6,000,000	\$0	\$0	\$11,000,000
<b>Total Construction</b>		\$0	\$0	\$25,000,000	\$30,000,000	\$0	\$0	\$55,000,000
<b>Total Programmed</b>		\$0	\$0	\$25,000,000	\$30,000,000	\$0	\$0	\$55,000,000

**0400-2027EQ - CTTRANSIT - MISC ADMIN CAPITAL/ FAC IMPROVEMENTS FY 27**

Lead Agency CTDOT	Project Type FTA	Region 79	Town VARIOUS
----------------------	---------------------	--------------	-----------------

Air Quality Status -	Total Cost \$1,150,000
-------------------------	---------------------------

Project Description  
CTTRANSIT - MISC ADMIN CAPITAL/ FAC IMPROVEMENTS FY 27

PHASE	FUND SOURCE	PRIOR	FY2027	FY2028	FY2029	FY2030	FUTURE	TOTAL
Other Activities	5307C	\$0	\$920,000	\$0	\$0	\$0	\$0	\$920,000
Other Activities	State Match	\$0	\$230,000	\$0	\$0	\$0	\$0	\$230,000
Total Other Activities		\$0	\$1,150,000	\$0	\$0	\$0	\$0	\$1,150,000
<b>Total Programmed</b>		<b>\$0</b>	<b>\$1,150,000</b>	<b>\$0</b>	<b>\$0</b>	<b>\$0</b>	<b>\$0</b>	<b>\$1,150,000</b>

**0400-2027FI - CTTRANSIT FACILITY IMPROVEMENTS FY 27**

Lead Agency CTDOT	Project Type FTA	Region 1, 5, 8, 10, 11	Town VARIOUS
----------------------	---------------------	---------------------------	-----------------

Air Quality Status -	Total Cost \$5,200,000
-------------------------	---------------------------

Project Description  
CTTRANSIT FACILITY IMPROVEMENTS FY 27

PHASE	FUND SOURCE	PRIOR	FY2027	FY2028	FY2029	FY2030	FUTURE	TOTAL
All Phases	5339	\$0	\$4,160,000	\$0	\$0	\$0	\$0	\$4,160,000
All Phases	State Match	\$0	\$1,040,000	\$0	\$0	\$0	\$0	\$1,040,000
Total All Phases		\$0	\$5,200,000	\$0	\$0	\$0	\$0	\$5,200,000
<b>Total Programmed</b>		<b>\$0</b>	<b>\$5,200,000</b>	<b>\$0</b>	<b>\$0</b>	<b>\$0</b>	<b>\$0</b>	<b>\$5,200,000</b>

**0400-2027RS - CTTRANSIT SYSTEMWIDE BUS REPLACEMENTS FY 27**

Lead Agency CTDOT	Project Type FTA	Region 1, 5, 8, 10, 11	Town VARIOUS
----------------------	---------------------	---------------------------	-----------------

Air Quality Status -	Total Cost \$6,000,000
-------------------------	---------------------------

Project Description  
CTTRANSIT SYSTEMWIDE BUS REPLACEMENTS FY 27

PHASE	FUND SOURCE	PRIOR	FY2027	FY2028	FY2029	FY2030	FUTURE	TOTAL
Capital Acquisition Activities	5339	\$0	\$4,800,000	\$0	\$0	\$0	\$0	\$4,800,000
Capital Acquisition Activities	State Match	\$0	\$1,200,000	\$0	\$0	\$0	\$0	\$1,200,000
Total Capital Acquisition Activities		\$0	\$6,000,000	\$0	\$0	\$0	\$0	\$6,000,000
<b>Total Programmed</b>		<b>\$0</b>	<b>\$6,000,000</b>	<b>\$0</b>	<b>\$0</b>	<b>\$0</b>	<b>\$0</b>	<b>\$6,000,000</b>

**0400-2028EQ - CTTRANSIT - MISC ADMIN CAPITAL/ FAC IMPROVEMENTS FY 28**

Lead Agency: CTDOT      Project Type: FTA      Region: 79      Town: VARIOUS

Air Quality Status: -      Total Cost: \$850,000

Project Description: CTTRANSIT - MISC ADMIN CAPITAL/ FAC IMPROVEMENTS FY 28

PHASE	FUND SOURCE	PRIOR	FY2027	FY2028	FY2029	FY2030	FUTURE	TOTAL
All Phases	5307C	\$0	\$0	\$680,000	\$0	\$0	\$0	\$680,000
All Phases	State Match	\$0	\$0	\$170,000	\$0	\$0	\$0	\$170,000
Total All Phases		\$0	\$0	\$850,000	\$0	\$0	\$0	\$850,000
<b>Total Programmed</b>		<b>\$0</b>	<b>\$0</b>	<b>\$850,000</b>	<b>\$0</b>	<b>\$0</b>	<b>\$0</b>	<b>\$850,000</b>

**0400-2028FI - CTTRANSIT FACILITY IMPROVEMENTS FY 28**

Lead Agency: CTDOT      Project Type: FTA      Region: 1, 5, 8, 10, 11      Town: VARIOUS

Air Quality Status: -      Total Cost: \$5,200,000

Project Description: CTTRANSIT FACILITY IMPROVEMENTS FY 28

PHASE	FUND SOURCE	PRIOR	FY2027	FY2028	FY2029	FY2030	FUTURE	TOTAL
All Phases	5339	\$0	\$0	\$4,160,000	\$0	\$0	\$0	\$4,160,000
All Phases	State Match	\$0	\$0	\$1,040,000	\$0	\$0	\$0	\$1,040,000
Total All Phases		\$0	\$0	\$5,200,000	\$0	\$0	\$0	\$5,200,000
<b>Total Programmed</b>		<b>\$0</b>	<b>\$0</b>	<b>\$5,200,000</b>	<b>\$0</b>	<b>\$0</b>	<b>\$0</b>	<b>\$5,200,000</b>

**0400-2028RS - CTTRANSIT SYSTEMWIDE BUS REPLACEMENTS FY 28**

Lead Agency: CTDOT      Project Type: FTA      Region: 1, 5, 8, 10, 11      Town: VARIOUS

Air Quality Status: -      Total Cost: \$6,000,000

Project Description: CTTRANSIT SYSTEMWIDE BUS REPLACEMENTS FY 28

PHASE	FUND SOURCE	PRIOR	FY2027	FY2028	FY2029	FY2030	FUTURE	TOTAL
Capital Acquisition Activities	5339	\$0	\$0	\$4,800,000	\$0	\$0	\$0	\$4,800,000
Capital Acquisition Activities	State Match	\$0	\$0	\$1,200,000	\$0	\$0	\$0	\$1,200,000
Total Capital Acquisition Activities		\$0	\$0	\$6,000,000	\$0	\$0	\$0	\$6,000,000
<b>Total Programmed</b>		<b>\$0</b>	<b>\$0</b>	<b>\$6,000,000</b>	<b>\$0</b>	<b>\$0</b>	<b>\$0</b>	<b>\$6,000,000</b>

**0400-2029EQ - CTTRANSIT - MISC ADMIN CAPITAL/ FAC IMPROVEMENTS FY 29**

Lead Agency CTDOT	Project Type FTA	Region 79	Town VARIOUS
Air Quality Status -	Total Cost \$550,000		

Project Description  
CTTRANSIT - MISC ADMIN CAPITAL/ FAC IMPROVEMENTS FY 29

PHASE	FUND SOURCE	PRIOR	FY2027	FY2028	FY2029	FY2030	FUTURE	TOTAL
All Phases	5307C	\$0	\$0	\$0	\$440,000	\$0	\$0	\$440,000
All Phases	State Match	\$0	\$0	\$0	\$110,000	\$0	\$0	\$110,000
Total All Phases		\$0	\$0	\$0	\$550,000	\$0	\$0	\$550,000
<b>Total Programmed</b>		<b>\$0</b>	<b>\$0</b>	<b>\$0</b>	<b>\$550,000</b>	<b>\$0</b>	<b>\$0</b>	<b>\$550,000</b>

**0400-2029FI - CTTRANSIT FACILITY IMPROVEMENTS FY 29**

Lead Agency CTDOT	Project Type FTA	Region 1, 5, 8, 10, 11	Town VARIOUS
Air Quality Status -	Total Cost \$5,200,000		

Project Description  
CTTRANSIT FACILITY IMPROVEMENTS FY 29

PHASE	FUND SOURCE	PRIOR	FY2027	FY2028	FY2029	FY2030	FUTURE	TOTAL
All Phases	5339	\$0	\$0	\$0	\$4,160,000	\$0	\$0	\$4,160,000
All Phases	State Match	\$0	\$0	\$0	\$1,040,000	\$0	\$0	\$1,040,000
Total All Phases		\$0	\$0	\$0	\$5,200,000	\$0	\$0	\$5,200,000
<b>Total Programmed</b>		<b>\$0</b>	<b>\$0</b>	<b>\$0</b>	<b>\$5,200,000</b>	<b>\$0</b>	<b>\$0</b>	<b>\$5,200,000</b>

**0400-2029RS - CTTRANSIT SYSTEMWIDE BUS REPLACEMENTS FY 29**

Lead Agency CTDOT	Project Type FTA	Region 1, 5, 8, 10, 11	Town VARIOUS
Air Quality Status -	Total Cost \$6,000,000		

Project Description  
CTTRANSIT SYSTEMWIDE BUS REPLACEMENTS FY 29

PHASE	FUND SOURCE	PRIOR	FY2027	FY2028	FY2029	FY2030	FUTURE	TOTAL
Capital Acquisition Activities	5339	\$0	\$0	\$0	\$4,800,000	\$0	\$0	\$4,800,000
Capital Acquisition Activities	State Match	\$0	\$0	\$0	\$1,200,000	\$0	\$0	\$1,200,000
Total Capital Acquisition Activities		\$0	\$0	\$0	\$6,000,000	\$0	\$0	\$6,000,000
<b>Total Programmed</b>		<b>\$0</b>	<b>\$0</b>	<b>\$0</b>	<b>\$6,000,000</b>	<b>\$0</b>	<b>\$0</b>	<b>\$6,000,000</b>

**0400-2030EQ - CTTRANSIT - MISC ADMIN CAPITAL/ FAC IMPROVEMENTS FY 30**

Lead Agency CTDOT	Project Type FTA	Region 79	Town VARIOUS
Air Quality Status -	Total Cost \$800,000		

Project Description  
CTTRANSIT - MISC ADMIN CAPITAL/ FAC IMPROVEMENTS FY 30

PHASE	FUND SOURCE	PRIOR	FY2027	FY2028	FY2029	FY2030	FUTURE	TOTAL
All Phases	5307C	\$0	\$0	\$0	\$0	\$640,000	\$0	\$640,000
All Phases	State Match	\$0	\$0	\$0	\$0	\$160,000	\$0	\$160,000
Total All Phases		\$0	\$0	\$0	\$0	\$800,000	\$0	\$800,000
<b>Total Programmed</b>		<b>\$0</b>	<b>\$0</b>	<b>\$0</b>	<b>\$0</b>	<b>\$800,000</b>	<b>\$0</b>	<b>\$800,000</b>

**0400-2030FI - CTTRANSIT FACILITY IMPROVEMENTS FY 30**

Lead Agency CTDOT	Project Type FTA	Region 1, 5, 8, 10, 11	Town VARIOUS
Air Quality Status -	Total Cost \$5,200,000		

Project Description  
CTTRANSIT FACILITY IMPROVEMENTS FY 30

PHASE	FUND SOURCE	PRIOR	FY2027	FY2028	FY2029	FY2030	FUTURE	TOTAL
All Phases	5339	\$0	\$0	\$0	\$0	\$4,160,000	\$0	\$4,160,000
All Phases	State Match	\$0	\$0	\$0	\$0	\$1,040,000	\$0	\$1,040,000
Total All Phases		\$0	\$0	\$0	\$0	\$5,200,000	\$0	\$5,200,000
<b>Total Programmed</b>		<b>\$0</b>	<b>\$0</b>	<b>\$0</b>	<b>\$0</b>	<b>\$5,200,000</b>	<b>\$0</b>	<b>\$5,200,000</b>

**0400-2030RS - CTTRANSIT SYSTEMWIDE BUS REPLACEMENTS FY 30**

Lead Agency CTDOT	Project Type FTA	Region 1, 5, 8, 10, 11	Town VARIOUS
Air Quality Status -	Total Cost \$6,000,000		

Project Description  
CTTRANSIT SYSTEMWIDE BUS REPLACEMENTS FY 30

PHASE	FUND SOURCE	PRIOR	FY2027	FY2028	FY2029	FY2030	FUTURE	TOTAL
Capital Acquisition Activities	5339	\$0	\$0	\$0	\$0	\$4,800,000	\$0	\$4,800,000
Capital Acquisition Activities	State Match	\$0	\$0	\$0	\$0	\$1,200,000	\$0	\$1,200,000
Total Capital Acquisition Activities		\$0	\$0	\$0	\$0	\$6,000,000	\$0	\$6,000,000
<b>Total Programmed</b>		<b>\$0</b>	<b>\$0</b>	<b>\$0</b>	<b>\$0</b>	<b>\$6,000,000</b>	<b>\$0</b>	<b>\$6,000,000</b>

**0402-0034CN - MOVE NEW HAVEN ON-STREET BRT SYSTEM - CONSTRUCTION**

Lead Agency: CTDOT      Project Type: FTA      Region: 8      Town: NEW HAVEN

Air Quality Status: -      Total Cost: \$111,250,000

Project Description: MOVE NEW HAVEN ON-STREET BRT SYSTEM - CONSTRUCTION

PHASE	FUND SOURCE	PRIOR	FY2027	FY2028	FY2029	FY2030	FUTURE	TOTAL
All Phases	5307C	\$0	\$0	\$28,000,000	\$36,000,000	\$0	\$0	\$64,000,000
All Phases	RAISE (FTA)	\$0	\$25,000,000	\$0	\$0	\$0	\$0	\$25,000,000
All Phases	State Match	\$0	\$6,250,000	\$7,000,000	\$9,000,000	\$0	\$0	\$22,250,000
Total All Phases		\$0	\$31,250,000	\$35,000,000	\$45,000,000	\$0	\$0	\$111,250,000
<b>Total Programmed</b>		<b>\$0</b>	<b>\$31,250,000</b>	<b>\$35,000,000</b>	<b>\$45,000,000</b>	<b>\$0</b>	<b>\$0</b>	<b>\$111,250,000</b>

**0424-2027CN - MILFORD TD - FACILITY IMPROVEMENTS FY 27**

Lead Agency: CTDOT      Project Type: FTA      Region: 8      Town: MILFORD

Air Quality Status: -      Total Cost: \$100,000

Project Description: MILFORD TD - FACILITY IMPROVEMENTS FY 27

PHASE	FUND SOURCE	PRIOR	FY2027	FY2028	FY2029	FY2030	FUTURE	TOTAL
All Phases	5307C	\$0	\$80,000	\$0	\$0	\$0	\$0	\$80,000
All Phases	State Match	\$0	\$20,000	\$0	\$0	\$0	\$0	\$20,000
Total All Phases		\$0	\$100,000	\$0	\$0	\$0	\$0	\$100,000
<b>Total Programmed</b>		<b>\$0</b>	<b>\$100,000</b>	<b>\$0</b>	<b>\$0</b>	<b>\$0</b>	<b>\$0</b>	<b>\$100,000</b>

**0424-2027EQ - MILFORD TD - ADMIN CAPITAL/MISC SUPPORT FY 27**

Lead Agency CTDOT	Project Type FTA	Region 8	Town MILFORD
Air Quality Status -	Total Cost \$400,000		

Project Description  
MILFORD TD - ADMIN CAPITAL/MISC SUPPORT FY 27

PHASE	FUND SOURCE	PRIOR	FY2027	FY2028	FY2029	FY2030	FUTURE	TOTAL
Other Activities	5307C	\$0	\$320,000	\$0	\$0	\$0	\$0	\$320,000
Other Activities	State Match	\$0	\$80,000	\$0	\$0	\$0	\$0	\$80,000
Total Other Activities		\$0	\$400,000	\$0	\$0	\$0	\$0	\$400,000
<b>Total Programmed</b>		<b>\$0</b>	<b>\$400,000</b>	<b>\$0</b>	<b>\$0</b>	<b>\$0</b>	<b>\$0</b>	<b>\$400,000</b>

**0424-2027PA - MILFORD TD - PARATRANSIT VEHICLES FY 27**

Lead Agency CTDOT	Project Type FTA	Region 8	Town MILFORD
Air Quality Status -	Total Cost \$375,000		

Project Description  
MILFORD TD - PARATRANSIT VEHICLES FY 27

PHASE	FUND SOURCE	PRIOR	FY2027	FY2028	FY2029	FY2030	FUTURE	TOTAL
Capital Acquisition Activities	5307C	\$0	\$300,000	\$0	\$0	\$0	\$0	\$300,000
Capital Acquisition Activities	State Match	\$0	\$75,000	\$0	\$0	\$0	\$0	\$75,000
Total Capital Acquisition Activities		\$0	\$375,000	\$0	\$0	\$0	\$0	\$375,000
<b>Total Programmed</b>		<b>\$0</b>	<b>\$375,000</b>	<b>\$0</b>	<b>\$0</b>	<b>\$0</b>	<b>\$0</b>	<b>\$375,000</b>

**0424-2028CN - MILFORD TD - FACILITY IMPROVEMENTS FY 28**

Lead Agency CTDOT	Project Type FTA	Region 8	Town MILFORD
Air Quality Status -	Total Cost \$100,000		

Project Description  
MILFORD TD - FACILITY IMPROVEMENTS FY 28

PHASE	FUND SOURCE	PRIOR	FY2027	FY2028	FY2029	FY2030	FUTURE	TOTAL
All Phases	5307C	\$0	\$0	\$80,000	\$0	\$0	\$0	\$80,000
All Phases	State Match	\$0	\$0	\$20,000	\$0	\$0	\$0	\$20,000
Total All Phases		\$0	\$0	\$100,000	\$0	\$0	\$0	\$100,000
<b>Total Programmed</b>		<b>\$0</b>	<b>\$0</b>	<b>\$100,000</b>	<b>\$0</b>	<b>\$0</b>	<b>\$0</b>	<b>\$100,000</b>

**0424-2028EQ - MILFORD TD - ADMIN CAPITAL/MISC SUPPORT FY 28**

Lead Agency: CTDOT      Project Type: FTA      Region: 8      Town: MILFORD

Air Quality Status: -      Total Cost: \$400,000

Project Description: MILFORD TD - ADMIN CAPITAL/MISC SUPPORT FY 28

PHASE	FUND SOURCE	PRIOR	FY2027	FY2028	FY2029	FY2030	FUTURE	TOTAL
Other Activities	5307C	\$0	\$0	\$320,000	\$0	\$0	\$0	\$320,000
Other Activities	State Match	\$0	\$0	\$80,000	\$0	\$0	\$0	\$80,000
Total Other Activities		\$0	\$0	\$400,000	\$0	\$0	\$0	\$400,000
<b>Total Programmed</b>		<b>\$0</b>	<b>\$0</b>	<b>\$400,000</b>	<b>\$0</b>	<b>\$0</b>	<b>\$0</b>	<b>\$400,000</b>

**0424-2028PA - MILFORD TD - PARATRANSIT VEHICLES FY 28**

Lead Agency: CTDOT      Project Type: FTA      Region: 8      Town: MILFORD

Air Quality Status: -      Total Cost: \$375,000

Project Description: MILFORD TD - PARATRANSIT VEHICLES FY 28

PHASE	FUND SOURCE	PRIOR	FY2027	FY2028	FY2029	FY2030	FUTURE	TOTAL
Capital Acquisition Activities	5307C	\$0	\$0	\$300,000	\$0	\$0	\$0	\$300,000
Capital Acquisition Activities	State Match	\$0	\$0	\$75,000	\$0	\$0	\$0	\$75,000
Total Capital Acquisition Activities		\$0	\$0	\$375,000	\$0	\$0	\$0	\$375,000
<b>Total Programmed</b>		<b>\$0</b>	<b>\$0</b>	<b>\$375,000</b>	<b>\$0</b>	<b>\$0</b>	<b>\$0</b>	<b>\$375,000</b>

**0424-2029CN - MILFORD TD - FACILITY IMPROVEMENTS FY 29**

Lead Agency: CTDOT      Project Type: FTA      Region: 8      Town: MILFORD

Air Quality Status: -      Total Cost: \$100,000

Project Description: MILFORD TD - FACILITY IMPROVEMENTS FY 29

PHASE	FUND SOURCE	PRIOR	FY2027	FY2028	FY2029	FY2030	FUTURE	TOTAL
All Phases	5307C	\$0	\$0	\$0	\$80,000	\$0	\$0	\$80,000
All Phases	State Match	\$0	\$0	\$0	\$20,000	\$0	\$0	\$20,000
Total All Phases		\$0	\$0	\$0	\$100,000	\$0	\$0	\$100,000
<b>Total Programmed</b>		<b>\$0</b>	<b>\$0</b>	<b>\$0</b>	<b>\$100,000</b>	<b>\$0</b>	<b>\$0</b>	<b>\$100,000</b>

**0424-2029EQ - MILFORD TD - ADMIN CAPITAL/MISC SUPPORT FY 29**

Lead Agency CTDOT	Project Type FTA	Region 8	Town MILFORD
Air Quality Status -	Total Cost \$400,000		

Project Description  
MILFORD TD - ADMIN CAPITAL/MISC SUPPORT FY 29

PHASE	FUND SOURCE	PRIOR	FY2027	FY2028	FY2029	FY2030	FUTURE	TOTAL
Other Activities	5307C	\$0	\$0	\$0	\$320,000	\$0	\$0	\$320,000
Other Activities	State Match	\$0	\$0	\$0	\$80,000	\$0	\$0	\$80,000
Total Other Activities		\$0	\$0	\$0	\$400,000	\$0	\$0	\$400,000
<b>Total Programmed</b>		<b>\$0</b>	<b>\$0</b>	<b>\$0</b>	<b>\$400,000</b>	<b>\$0</b>	<b>\$0</b>	<b>\$400,000</b>

**0424-2029PA - MILFORD TD - PARATRANSIT VEHICLES FY 29**

Lead Agency CTDOT	Project Type FTA	Region 8	Town MILFORD
Air Quality Status -	Total Cost \$1,300,000		

Project Description  
MILFORD TD - PARATRANSIT VEHICLES FY 29

PHASE	FUND SOURCE	PRIOR	FY2027	FY2028	FY2029	FY2030	FUTURE	TOTAL
Capital Acquisition Activities	5307C	\$0	\$0	\$0	\$1,040,000	\$0	\$0	\$1,040,000
Capital Acquisition Activities	State Match	\$0	\$0	\$0	\$260,000	\$0	\$0	\$260,000
Total Capital Acquisition Activities		\$0	\$0	\$0	\$1,300,000	\$0	\$0	\$1,300,000
<b>Total Programmed</b>		<b>\$0</b>	<b>\$0</b>	<b>\$0</b>	<b>\$1,300,000</b>	<b>\$0</b>	<b>\$0</b>	<b>\$1,300,000</b>

**0424-2030CN - MILFORD TD - FACILITY IMPROVEMENTS FY 30**

Lead Agency CTDOT	Project Type FTA	Region 8	Town MILFORD
Air Quality Status -	Total Cost \$300,000		

Project Description  
MILFORD TD - FACILITY IMPROVEMENTS FY 30

PHASE	FUND SOURCE	PRIOR	FY2027	FY2028	FY2029	FY2030	FUTURE	TOTAL
All Phases	5307C	\$0	\$0	\$0	\$0	\$240,000	\$0	\$240,000
All Phases	State Match	\$0	\$0	\$0	\$0	\$60,000	\$0	\$60,000
Total All Phases		\$0	\$0	\$0	\$0	\$300,000	\$0	\$300,000
<b>Total Programmed</b>		<b>\$0</b>	<b>\$0</b>	<b>\$0</b>	<b>\$0</b>	<b>\$300,000</b>	<b>\$0</b>	<b>\$300,000</b>

**0424-2030EQ - MILFORD TD - ADMIN CAPITAL/MISC SUPPORT FY 30**

Lead Agency CTDOT	Project Type FTA	Region 8	Town MILFORD
Air Quality Status -	Total Cost \$600,000		

Project Description  
MILFORD TD - ADMIN CAPITAL/MISC SUPPORT FY 30

PHASE	FUND SOURCE	PRIOR	FY2027	FY2028	FY2029	FY2030	FUTURE	TOTAL
Other Activities	5307C	\$0	\$0	\$0	\$0	\$480,000	\$0	\$480,000
Other Activities	State Match	\$0	\$0	\$0	\$0	\$120,000	\$0	\$120,000
Total Other Activities		\$0	\$0	\$0	\$0	\$600,000	\$0	\$600,000
<b>Total Programmed</b>		<b>\$0</b>	<b>\$0</b>	<b>\$0</b>	<b>\$0</b>	<b>\$600,000</b>	<b>\$0</b>	<b>\$600,000</b>

**0424-2030PA - MILFORD TD - PARATRANSIT VEHICLES FY 30**

Lead Agency CTDOT	Project Type FTA	Region 8	Town MILFORD
Air Quality Status -	Total Cost \$600,000		

Project Description  
MILFORD TD - PARATRANSIT VEHICLES FY 30

PHASE	FUND SOURCE	PRIOR	FY2027	FY2028	FY2029	FY2030	FUTURE	TOTAL
Capital Acquisition Activities	5307C	\$0	\$0	\$0	\$0	\$480,000	\$0	\$480,000
Capital Acquisition Activities	State Match	\$0	\$0	\$0	\$0	\$120,000	\$0	\$120,000
Total Capital Acquisition Activities		\$0	\$0	\$0	\$0	\$600,000	\$0	\$600,000
<b>Total Programmed</b>		<b>\$0</b>	<b>\$0</b>	<b>\$0</b>	<b>\$0</b>	<b>\$600,000</b>	<b>\$0</b>	<b>\$600,000</b>

**0427-0071CN - GNHTD/CTDOT - NEW FACILITY**

Lead Agency CTDOT	Project Type FTA	Region 8	Town HAMDEN, NEW HAVEN
Air Quality Status -	Total Cost \$44,000,000		

Project Description  
GNHTD/CTDOT - NEW FACILITY

PHASE	FUND SOURCE	PRIOR	FY2027	FY2028	FY2029	FY2030	FUTURE	TOTAL
All Phases	5307C	\$0	\$0	\$35,200,000	\$0	\$0	\$0	\$35,200,000
All Phases	State Match	\$0	\$0	\$8,800,000	\$0	\$0	\$0	\$8,800,000
Total All Phases		\$0	\$0	\$44,000,000	\$0	\$0	\$0	\$44,000,000
<b>Total Programmed</b>		<b>\$0</b>	<b>\$0</b>	<b>\$44,000,000</b>	<b>\$0</b>	<b>\$0</b>	<b>\$0</b>	<b>\$44,000,000</b>

**0427-2027EQ - GNHTD - ADMIN CAPITAL/MISC SUPPORT FY 27**

Lead Agency: CTDOT      Project Type: FTA      Region: 8      Town: HAMDEN, NEW HAVEN

Air Quality Status: -      Total Cost: \$500,000

Project Description: GNHTD - ADMIN CAPITAL/MISC SUPPORT FY 27

PHASE	FUND SOURCE	PRIOR	FY2027	FY2028	FY2029	FY2030	FUTURE	TOTAL
Other Activities	5307C	\$0	\$400,000	\$0	\$0	\$0	\$0	\$400,000
Other Activities	State Match	\$0	\$100,000	\$0	\$0	\$0	\$0	\$100,000
Total Other Activities		\$0	\$500,000	\$0	\$0	\$0	\$0	\$500,000
<b>Total Programmed</b>		<b>\$0</b>	<b>\$500,000</b>	<b>\$0</b>	<b>\$0</b>	<b>\$0</b>	<b>\$0</b>	<b>\$500,000</b>

**0427-2027PA - GNHTD - REPLACE PARATRANSIT VEHICLES FY 27**

Lead Agency: CTDOT      Project Type: FTA      Region: 8      Town: HAMDEN, NEW HAVEN

Air Quality Status: -      Total Cost: \$1,800,000

Project Description: GNHTD - REPLACE PARATRANSIT VEHICLES FY 27

PHASE	FUND SOURCE	PRIOR	FY2027	FY2028	FY2029	FY2030	FUTURE	TOTAL
Capital Acquisition Activities	5307C	\$0	\$1,440,000	\$0	\$0	\$0	\$0	\$1,440,000
Capital Acquisition Activities	State Match	\$0	\$360,000	\$0	\$0	\$0	\$0	\$360,000
Total Capital Acquisition Activities		\$0	\$1,800,000	\$0	\$0	\$0	\$0	\$1,800,000
<b>Total Programmed</b>		<b>\$0</b>	<b>\$1,800,000</b>	<b>\$0</b>	<b>\$0</b>	<b>\$0</b>	<b>\$0</b>	<b>\$1,800,000</b>

**0427-2028CN - GNHTD - FACILITY REPAIRS/IMPROVEMENTS FY 28**

Lead Agency: CTDOT      Project Type: FTA      Region: 8      Town: HAMDEN, NEW HAVEN

Air Quality Status: -      Total Cost: \$200,000

Project Description: GNHTD - FACILITY REPAIRS/IMPROVEMENTS FY 28

PHASE	FUND SOURCE	PRIOR	FY2027	FY2028	FY2029	FY2030	FUTURE	TOTAL
Other Activities	5307C	\$0	\$0	\$160,000	\$0	\$0	\$0	\$160,000
Other Activities	State Match	\$0	\$0	\$40,000	\$0	\$0	\$0	\$40,000
Total Other Activities		\$0	\$0	\$200,000	\$0	\$0	\$0	\$200,000
<b>Total Programmed</b>		<b>\$0</b>	<b>\$0</b>	<b>\$200,000</b>	<b>\$0</b>	<b>\$0</b>	<b>\$0</b>	<b>\$200,000</b>

**0427-2028EQ - GNHTD - ADMIN CAPITAL/MISC SUPPORT FY 28**

Lead Agency: CTDOT      Project Type: FTA      Region: 8      Town: HAMDEN, NEW HAVEN

Air Quality Status: -      Total Cost: \$500,000

Project Description: GNHTD - ADMIN CAPITAL/MISC SUPPORT FY 28

PHASE	FUND SOURCE	PRIOR	FY2027	FY2028	FY2029	FY2030	FUTURE	TOTAL
Other Activities	5307C	\$0	\$0	\$400,000	\$0	\$0	\$0	\$400,000
Other Activities	State Match	\$0	\$0	\$100,000	\$0	\$0	\$0	\$100,000
<b>Total Other Activities</b>		\$0	\$0	\$500,000	\$0	\$0	\$0	\$500,000
<b>Total Programmed</b>		\$0	\$0	\$500,000	\$0	\$0	\$0	\$500,000

**0427-2028PA - GNHTD - REPLACE PARATRANSIT VEHICLES FY 28**

Lead Agency: CTDOT      Project Type: FTA      Region: 8      Town: HAMDEN, NEW HAVEN

Air Quality Status: -      Total Cost: \$1,800,000

Project Description: GNHTD - REPLACE PARATRANSIT VEHICLES FY 28

PHASE	FUND SOURCE	PRIOR	FY2027	FY2028	FY2029	FY2030	FUTURE	TOTAL
Capital Acquisition Activities	5307C	\$0	\$0	\$1,440,000	\$0	\$0	\$0	\$1,440,000
Capital Acquisition Activities	State Match	\$0	\$0	\$360,000	\$0	\$0	\$0	\$360,000
<b>Total Capital Acquisition Activities</b>		\$0	\$0	\$1,800,000	\$0	\$0	\$0	\$1,800,000
<b>Total Programmed</b>		\$0	\$0	\$1,800,000	\$0	\$0	\$0	\$1,800,000

**0427-2029EQ - GNHTD - ADMIN CAPITAL/MISC SUPPORT FY 29**

Lead Agency: CTDOT      Project Type: FTA      Region: 8      Town: HAMDEN, NEW HAVEN

Air Quality Status: -      Total Cost: \$500,000

Project Description: GNHTD - ADMIN CAPITAL/MISC SUPPORT FY 29

PHASE	FUND SOURCE	PRIOR	FY2027	FY2028	FY2029	FY2030	FUTURE	TOTAL
Other Activities	5307C	\$0	\$0	\$0	\$400,000	\$0	\$0	\$400,000
Other Activities	State Match	\$0	\$0	\$0	\$100,000	\$0	\$0	\$100,000
<b>Total Other Activities</b>		\$0	\$0	\$0	\$500,000	\$0	\$0	\$500,000
<b>Total Programmed</b>		\$0	\$0	\$0	\$500,000	\$0	\$0	\$500,000

**0427-2029PA - GNHTD - REPLACE PARATRANSIT VEHICLES FY 29**

Lead Agency: CTDOT      Project Type: FTA      Region: 8      Town: HAMDEN, NEW HAVEN

Air Quality Status: -      Total Cost: \$1,800,000

Project Description: GNHTD - REPLACE PARATRANSIT VEHICLES FY 29

PHASE	FUND SOURCE	PRIOR	FY2027	FY2028	FY2029	FY2030	FUTURE	TOTAL
Capital Acquisition Activities	5307C	\$0	\$0	\$0	\$1,440,000	\$0	\$0	\$1,440,000
Capital Acquisition Activities	State Match	\$0	\$0	\$0	\$360,000	\$0	\$0	\$360,000
Total Capital Acquisition Activities		\$0	\$0	\$0	\$1,800,000	\$0	\$0	\$1,800,000
<b>Total Programmed</b>		<b>\$0</b>	<b>\$0</b>	<b>\$0</b>	<b>\$1,800,000</b>	<b>\$0</b>	<b>\$0</b>	<b>\$1,800,000</b>

**0427-2030EQ - GNHTD - ADMIN CAPITAL/MISC SUPPORT FY 30**

Lead Agency: CTDOT      Project Type: FTA      Region: 8      Town: HAMDEN, NEW HAVEN

Air Quality Status: -      Total Cost: \$600,000

Project Description: GNHTD - ADMIN CAPITAL/MISC SUPPORT FY 30

PHASE	FUND SOURCE	PRIOR	FY2027	FY2028	FY2029	FY2030	FUTURE	TOTAL
Other Activities	5307C	\$0	\$0	\$0	\$0	\$480,000	\$0	\$480,000
Other Activities	State Match	\$0	\$0	\$0	\$0	\$120,000	\$0	\$120,000
Total Other Activities		\$0	\$0	\$0	\$0	\$600,000	\$0	\$600,000
<b>Total Programmed</b>		<b>\$0</b>	<b>\$0</b>	<b>\$0</b>	<b>\$0</b>	<b>\$600,000</b>	<b>\$0</b>	<b>\$600,000</b>

**0427-2030PA - GNHTD - REPLACE PARATRANSIT VEHICLES FY 30**

Lead Agency: CTDOT      Project Type: FTA      Region: 8      Town: HAMDEN, NEW HAVEN

Air Quality Status: -      Total Cost: \$1,800,000

Project Description: GNHTD - REPLACE PARATRANSIT VEHICLES FY 30

PHASE	FUND SOURCE	PRIOR	FY2027	FY2028	FY2029	FY2030	FUTURE	TOTAL
Capital Acquisition Activities	5307C	\$0	\$0	\$0	\$0	\$1,440,000	\$0	\$1,440,000
Capital Acquisition Activities	State Match	\$0	\$0	\$0	\$0	\$360,000	\$0	\$360,000
Total Capital Acquisition Activities		\$0	\$0	\$0	\$0	\$1,800,000	\$0	\$1,800,000
<b>Total Programmed</b>		<b>\$0</b>	<b>\$0</b>	<b>\$0</b>	<b>\$0</b>	<b>\$1,800,000</b>	<b>\$0</b>	<b>\$1,800,000</b>

**170C-ENHS - CE BRIDGE INSP - NHS ROADS, NBI BRIDGES ONLY**

Lead Agency: CTDOT      Project Type: FHWA      Region: 70      Town: STATEWIDE

Air Quality Status: -      Total Cost: \$75,000,000

Project Description: CE BRIDGE INSP - NHS ROADS, NBI BRIDGES ONLY

PHASE	FUND SOURCE	PRIOR	FY2027	FY2028	FY2029	FY2030	FUTURE	TOTAL
Other Activities	NHPP	\$0	\$12,000,000	\$12,000,000	\$12,000,000	\$12,000,000	\$12,000,000	\$60,000,000
Other Activities	State Match	\$0	\$3,000,000	\$3,000,000	\$3,000,000	\$3,000,000	\$3,000,000	\$15,000,000
<b>Total Other Activities</b>		<b>\$0</b>	<b>\$15,000,000</b>	<b>\$15,000,000</b>	<b>\$15,000,000</b>	<b>\$15,000,000</b>	<b>\$15,000,000</b>	<b>\$75,000,000</b>
-	NHPP	\$0	\$0	\$0	\$0	\$0	\$0	\$0
<b>Total Future Costs</b>		<b>\$0</b>	<b>\$0</b>	<b>\$0</b>	<b>\$0</b>	<b>\$0</b>	<b>\$15,000,000</b>	<b>\$15,000,000</b>
<b>Total Programmed</b>		<b>\$0</b>	<b>\$15,000,000</b>	<b>\$15,000,000</b>	<b>\$15,000,000</b>	<b>\$15,000,000</b>	<b>\$15,000,000</b>	<b>\$75,000,000</b>

**170S-FNHS - SF BRIDGE INSP - NHS ROADS**

Lead Agency: CTDOT      Project Type: FHWA      Region: 70      Town: STATEWIDE

Air Quality Status: -      Total Cost: \$10,000,000

Project Description: SF BRIDGE INSP - NHS ROADS

PHASE	FUND SOURCE	PRIOR	FY2027	FY2028	FY2029	FY2030	FUTURE	TOTAL
Other Activities	NHPP	\$0	\$1,600,000	\$1,600,000	\$1,600,000	\$1,600,000	\$1,600,000	\$8,000,000
Other Activities	State Match	\$0	\$400,000	\$400,000	\$400,000	\$400,000	\$400,000	\$2,000,000
<b>Total Other Activities</b>		<b>\$0</b>	<b>\$2,000,000</b>	<b>\$2,000,000</b>	<b>\$2,000,000</b>	<b>\$2,000,000</b>	<b>\$2,000,000</b>	<b>\$10,000,000</b>
-	NHPP	\$0	\$0	\$0	\$0	\$0	\$0	\$0
<b>Total Future Costs</b>		<b>\$0</b>	<b>\$0</b>	<b>\$0</b>	<b>\$0</b>	<b>\$0</b>	<b>\$2,000,000</b>	<b>\$2,000,000</b>
<b>Total Programmed</b>		<b>\$0</b>	<b>\$2,000,000</b>	<b>\$2,000,000</b>	<b>\$2,000,000</b>	<b>\$2,000,000</b>	<b>\$2,000,000</b>	<b>\$10,000,000</b>

**170S-SNHS - CE SIGN SUPPORT INSP - NHS ROADS**

Lead Agency CTDOT	Project Type FHWA	Region 70	Town STATEWIDE
Air Quality Status -	Total Cost \$11,250,000		

Project Description  
CE SIGN SUPPORT INSP - NHS ROADS

PHASE	FUND SOURCE	PRIOR	FY2027	FY2028	FY2029	FY2030	FUTURE	TOTAL
Other Activities	NHPP	\$0	\$1,800,000	\$1,800,000	\$1,800,000	\$1,800,000	\$1,800,000	\$9,000,000
Other Activities	State Match	\$0	\$450,000	\$450,000	\$450,000	\$450,000	\$450,000	\$2,250,000
<b>Total Other Activities</b>		<b>\$0</b>	<b>\$2,250,000</b>	<b>\$2,250,000</b>	<b>\$2,250,000</b>	<b>\$2,250,000</b>	<b>\$2,250,000</b>	<b>\$11,250,000</b>
-	NHPP	\$0	\$0	\$0	\$0	\$0	\$0	\$0
<b>Total Future Costs</b>		<b>\$0</b>	<b>\$0</b>	<b>\$0</b>	<b>\$0</b>	<b>\$0</b>	<b>\$2,250,000</b>	<b>\$2,250,000</b>
<b>Total Programmed</b>		<b>\$0</b>	<b>\$2,250,000</b>	<b>\$2,250,000</b>	<b>\$2,250,000</b>	<b>\$2,250,000</b>	<b>\$2,250,000</b>	<b>\$11,250,000</b>

**170S-SNON - CE SIGN SUPPORT INSP - NON-NHS ROADS**

Lead Agency CTDOT	Project Type FHWA	Region 70	Town STATEWIDE
Air Quality Status -	Total Cost \$2,500,000		

Project Description  
CE SIGN SUPPORT INSP - NON-NHS ROADS

PHASE	FUND SOURCE	PRIOR	FY2027	FY2028	FY2029	FY2030	FUTURE	TOTAL
Other Activities	State Match	\$0	\$100,000	\$100,000	\$100,000	\$100,000	\$100,000	\$500,000
Other Activities	STPA	\$0	\$400,000	\$400,000	\$400,000	\$400,000	\$400,000	\$2,000,000
<b>Total Other Activities</b>		<b>\$0</b>	<b>\$500,000</b>	<b>\$500,000</b>	<b>\$500,000</b>	<b>\$500,000</b>	<b>\$500,000</b>	<b>\$2,500,000</b>
-	STPA	\$0	\$0	\$0	\$0	\$0	\$0	\$0
<b>Total Future Costs</b>		<b>\$0</b>	<b>\$0</b>	<b>\$0</b>	<b>\$0</b>	<b>\$0</b>	<b>\$500,000</b>	<b>\$500,000</b>
<b>Total Programmed</b>		<b>\$0</b>	<b>\$500,000</b>	<b>\$500,000</b>	<b>\$500,000</b>	<b>\$500,000</b>	<b>\$500,000</b>	<b>\$2,500,000</b>

### ASST-MGMT - ASSET MANAGEMENT GROUP

Lead Agency: CTDOT      Project Type: FHWA      Region: 70      Town: STATEWIDE

Air Quality Status: -      Total Cost: \$10,000,000

Project Description:  
ASSET MANAGEMENT GROUP

PHASE	FUND SOURCE	PRIOR	FY2027	FY2028	FY2029	FY2030	FUTURE	TOTAL
Planning	State Match	\$0	\$0	\$0	\$0	\$400,000	\$1,600,000	\$2,000,000
Planning	STPA	\$0	\$0	\$0	\$0	\$1,600,000	\$6,400,000	\$8,000,000
<b>Total Planning</b>		<b>\$0</b>	<b>\$0</b>	<b>\$0</b>	<b>\$0</b>	<b>\$2,000,000</b>	<b>\$8,000,000</b>	<b>\$10,000,000</b>
-	STPA	\$0	\$0	\$0	\$0	\$0	\$0	\$0
<b>Total Future Costs</b>		<b>\$0</b>	<b>\$0</b>	<b>\$0</b>	<b>\$0</b>	<b>\$0</b>	<b>\$8,000,000</b>	<b>\$8,000,000</b>
<b>Total Programmed</b>		<b>\$0</b>	<b>\$0</b>	<b>\$0</b>	<b>\$0</b>	<b>\$2,000,000</b>	<b>\$8,000,000</b>	<b>\$10,000,000</b>

### BRDG-LRNH - LOAD RATINGS FOR BRIDGES - NHS ROADS

Lead Agency: CTDOT      Project Type: FHWA      Region: 70      Town: STATEWIDE

Air Quality Status: -      Total Cost: \$5,250,000

Project Description:  
LOAD RATINGS FOR BRIDGES - NHS ROADS

PHASE	FUND SOURCE	PRIOR	FY2027	FY2028	FY2029	FY2030	FUTURE	TOTAL
Other Activities	NHPP	\$0	\$840,000	\$840,000	\$840,000	\$840,000	\$840,000	\$4,200,000
Other Activities	State Match	\$0	\$210,000	\$210,000	\$210,000	\$210,000	\$210,000	\$1,050,000
<b>Total Other Activities</b>		<b>\$0</b>	<b>\$1,050,000</b>	<b>\$1,050,000</b>	<b>\$1,050,000</b>	<b>\$1,050,000</b>	<b>\$1,050,000</b>	<b>\$5,250,000</b>
-	NHPP	\$0	\$0	\$0	\$0	\$0	\$0	\$0
<b>Total Future Costs</b>		<b>\$0</b>	<b>\$0</b>	<b>\$0</b>	<b>\$0</b>	<b>\$0</b>	<b>\$1,050,000</b>	<b>\$1,050,000</b>
<b>Total Programmed</b>		<b>\$0</b>	<b>\$1,050,000</b>	<b>\$1,050,000</b>	<b>\$1,050,000</b>	<b>\$1,050,000</b>	<b>\$1,050,000</b>	<b>\$5,250,000</b>

**BRDG-MGMT - BRIDGE MANAGEMENT GROUP**

Lead Agency: CTDOT      Project Type: FHWA      Region: 70      Town: STATEWIDE

Air Quality Status: -      Total Cost: \$8,500,000

Project Description: BRIDGE MANAGEMENT GROUP

PHASE	FUND SOURCE	PRIOR	FY2027	FY2028	FY2029	FY2030	FUTURE	TOTAL
Planning	State Match	\$0	\$0	\$0	\$0	\$340,000	\$1,360,000	\$1,700,000
Planning	STPA	\$0	\$0	\$0	\$0	\$1,360,000	\$5,440,000	\$6,800,000
<b>Total Planning</b>		<b>\$0</b>	<b>\$0</b>	<b>\$0</b>	<b>\$0</b>	<b>\$1,700,000</b>	<b>\$6,800,000</b>	<b>\$8,500,000</b>
-	STPA	\$0	\$0	\$0	\$0	\$0	\$0	\$0
<b>Total Future Costs</b>		<b>\$0</b>	<b>\$0</b>	<b>\$0</b>	<b>\$0</b>	<b>\$0</b>	<b>\$6,800,000</b>	<b>\$6,800,000</b>
<b>Total Programmed</b>		<b>\$0</b>	<b>\$0</b>	<b>\$0</b>	<b>\$0</b>	<b>\$1,700,000</b>	<b>\$6,800,000</b>	<b>\$8,500,000</b>

**CHMP-XXXX - CHAMP SAFETY SERVICE PATROL**

Lead Agency: CTDOT      Project Type: FHWA      Region: 70      Town: STATEWIDE

Air Quality Status: -      Total Cost: \$25,417,900

Project Description: CHAMP SAFETY SERVICE PATROL

PHASE	FUND SOURCE	PRIOR	FY2027	FY2028	FY2029	FY2030	FUTURE	TOTAL
Other Activities	Local Match	\$0	\$508,358	\$508,358	\$508,358	\$508,358	\$508,358	\$2,541,790
Other Activities	SIPH	\$0	\$4,575,222	\$4,575,222	\$4,575,222	\$4,575,222	\$4,575,222	\$22,876,110
<b>Total Other Activities</b>		<b>\$0</b>	<b>\$5,083,580</b>	<b>\$5,083,580</b>	<b>\$5,083,580</b>	<b>\$5,083,580</b>	<b>\$5,083,580</b>	<b>\$25,417,900</b>
-	SIPH	\$0	\$0	\$0	\$0	\$0	\$0	\$0
<b>Total Future Costs</b>		<b>\$0</b>	<b>\$0</b>	<b>\$0</b>	<b>\$0</b>	<b>\$0</b>	<b>\$5,083,580</b>	<b>\$5,083,580</b>
<b>Total Programmed</b>		<b>\$0</b>	<b>\$5,083,580</b>	<b>\$5,083,580</b>	<b>\$5,083,580</b>	<b>\$5,083,580</b>	<b>\$5,083,580</b>	<b>\$25,417,900</b>

### CTSS-OIPX - COMPUTERIZED TRAFFIC SIGNAL SYSTEMS OPERATIONAL IMPROVEMENT PROJECT

Lead Agency CTDOT	Project Type FHWA	Region 70	Town STATEWIDE
----------------------	----------------------	--------------	-------------------

Air Quality Status -	Total Cost \$32,300,000
-------------------------	----------------------------

Project Description  
COMPUTERIZED TRAFFIC SIGNAL SYSTEMS OPERATIONAL IMPROVEMENT PROJECT

PHASE	FUND SOURCE	PRIOR	FY2027	FY2028	FY2029	FY2030	FUTURE	TOTAL
Other Activities	State Match	\$0	\$1,292,000	\$1,292,000	\$1,292,000	\$1,292,000	\$1,292,000	\$6,460,000
Other Activities	STPA	\$0	\$5,168,000	\$5,168,000	\$5,168,000	\$5,168,000	\$5,168,000	\$25,840,000
<b>Total Other Activities</b>		<b>\$0</b>	<b>\$6,460,000</b>	<b>\$6,460,000</b>	<b>\$6,460,000</b>	<b>\$6,460,000</b>	<b>\$6,460,000</b>	<b>\$32,300,000</b>
-	STPA	\$0	\$0	\$0	\$0	\$0	\$0	\$0
<b>Total Future Costs</b>		<b>\$0</b>	<b>\$0</b>	<b>\$0</b>	<b>\$0</b>	<b>\$0</b>	<b>\$6,460,000</b>	<b>\$6,460,000</b>
<b>Total Programmed</b>		<b>\$0</b>	<b>\$6,460,000</b>	<b>\$6,460,000</b>	<b>\$6,460,000</b>	<b>\$6,460,000</b>	<b>\$6,460,000</b>	<b>\$32,300,000</b>

### MASP-INSP - MAST ARM & SPAN POLE INSPECTIONS

Lead Agency CTDOT	Project Type FHWA	Region 70	Town STATEWIDE
----------------------	----------------------	--------------	-------------------

Air Quality Status -	Total Cost \$3,500,000
-------------------------	---------------------------

Project Description  
MAST ARM & SPAN POLE INSPECTIONS

PHASE	FUND SOURCE	PRIOR	FY2027	FY2028	FY2029	FY2030	FUTURE	TOTAL
Other Activities	State Match	\$0	\$0	\$0	\$140,000	\$140,000	\$420,000	\$700,000
Other Activities	STPA	\$0	\$0	\$0	\$560,000	\$560,000	\$1,680,000	\$2,800,000
<b>Total Other Activities</b>		<b>\$0</b>	<b>\$0</b>	<b>\$0</b>	<b>\$700,000</b>	<b>\$700,000</b>	<b>\$2,100,000</b>	<b>\$3,500,000</b>
-	STPA	\$0	\$0	\$0	\$0	\$0	\$0	\$0
<b>Total Future Costs</b>		<b>\$0</b>	<b>\$0</b>	<b>\$0</b>	<b>\$0</b>	<b>\$0</b>	<b>\$2,100,000</b>	<b>\$2,100,000</b>
<b>Total Programmed</b>		<b>\$0</b>	<b>\$0</b>	<b>\$0</b>	<b>\$700,000</b>	<b>\$700,000</b>	<b>\$2,100,000</b>	<b>\$3,500,000</b>

**PVMT-MARK - TAM PAVEMENT MARKINGS PROGRAM (HWY OPS)**

Lead Agency CTDOT	Project Type FHWA	Region 70	Town STATEWIDE
Air Quality Status -	Total Cost \$60,000,000		

Project Description  
TAM PAVEMENT MARKINGS PROGRAM (HWY OPS)

PHASE	FUND SOURCE	PRIOR	FY2027	FY2028	FY2029	FY2030	FUTURE	TOTAL
Construction	STPA	\$0	\$12,000,000	\$12,000,000	\$12,000,000	\$12,000,000	\$12,000,000	\$60,000,000
<b>Total Construction</b>		<b>\$0</b>	<b>\$12,000,000</b>	<b>\$12,000,000</b>	<b>\$12,000,000</b>	<b>\$12,000,000</b>	<b>\$12,000,000</b>	<b>\$60,000,000</b>
-	STPA	\$0	\$0	\$0	\$0	\$0	\$0	\$0
<b>Total Future Costs</b>		<b>\$0</b>	<b>\$0</b>	<b>\$0</b>	<b>\$0</b>	<b>\$0</b>	<b>\$12,000,000</b>	<b>\$12,000,000</b>
<b>Total Programmed</b>		<b>\$0</b>	<b>\$12,000,000</b>	<b>\$12,000,000</b>	<b>\$12,000,000</b>	<b>\$12,000,000</b>	<b>\$12,000,000</b>	<b>\$60,000,000</b>

**PVMT-MGMT - PAVEMENT MANAGEMENT GROUP**

Lead Agency CTDOT	Project Type FHWA	Region 70	Town STATEWIDE
Air Quality Status -	Total Cost \$6,250,000		

Project Description  
PAVEMENT MANAGEMENT GROUP

PHASE	FUND SOURCE	PRIOR	FY2027	FY2028	FY2029	FY2030	FUTURE	TOTAL
Planning	State Match	\$0	\$0	\$0	\$0	\$250,000	\$1,000,000	\$1,250,000
Planning	STPA	\$0	\$0	\$0	\$0	\$1,000,000	\$4,000,000	\$5,000,000
<b>Total Planning</b>		<b>\$0</b>	<b>\$0</b>	<b>\$0</b>	<b>\$0</b>	<b>\$1,250,000</b>	<b>\$5,000,000</b>	<b>\$6,250,000</b>
-	STPA	\$0	\$0	\$0	\$0	\$0	\$0	\$0
<b>Total Future Costs</b>		<b>\$0</b>	<b>\$0</b>	<b>\$0</b>	<b>\$0</b>	<b>\$0</b>	<b>\$5,000,000</b>	<b>\$5,000,000</b>
<b>Total Programmed</b>		<b>\$0</b>	<b>\$0</b>	<b>\$0</b>	<b>\$0</b>	<b>\$1,250,000</b>	<b>\$5,000,000</b>	<b>\$6,250,000</b>

**TAPX-ENGX - TA PROGRAM - FEDERALLY ELIGIBLE ENGINEERING ACTIVITIES**

Lead Agency CTDOT	Project Type FHWA	Region 70	Town STATEWIDE
Air Quality Status -	Total Cost \$6,597,521		

Project Description  
TA PROGRAM - FEDERALLY ELIGIBLE ENGINEERING ACTIVITIES

PHASE	FUND SOURCE	PRIOR	FY2027	FY2028	FY2029	FY2030	FUTURE	TOTAL
Preliminary Engineering	State Match	\$0	\$0	\$265,157	\$265,157	\$265,157	\$524,832	\$1,320,303
Preliminary Engineering	STPA	\$0	\$0	\$281,954	\$281,954	\$281,954	\$564,000	\$1,409,862
Preliminary Engineering	TAP-FLEX	\$0	\$0	\$319,173	\$319,173	\$319,173	\$638,400	\$1,595,919
Preliminary Engineering	TAPB	\$0	\$0	\$109,664	\$109,664	\$109,664	\$219,328	\$548,320
Preliminary Engineering	TAPH	\$0	\$0	\$124,463	\$124,463	\$124,463	\$248,000	\$621,389
Preliminary Engineering	TAPNH	\$0	\$0	\$72,000	\$72,000	\$72,000	\$144,000	\$360,000
Preliminary Engineering	TAPO	\$0	\$0	\$67,792	\$67,792	\$67,792	\$108,800	\$312,176
Preliminary Engineering	TAPR	\$0	\$0	\$63,749	\$63,749	\$63,749	\$128,000	\$319,247
Preliminary Engineering	TAPSU	\$0	\$0	\$21,835	\$21,835	\$21,835	\$44,800	\$110,305
<b>Total Preliminary Engineering</b>		<b>\$0</b>	<b>\$0</b>	<b>\$1,325,787</b>	<b>\$1,325,787</b>	<b>\$1,325,787</b>	<b>\$2,620,160</b>	<b>\$6,597,521</b>
-	STPA	\$0	\$0	\$0	\$0	\$0	\$0	\$0
-	TAP-FLEX	\$0	\$0	\$0	\$0	\$0	\$0	\$0
-	TAPB	\$0	\$0	\$0	\$0	\$0	\$0	\$0
-	TAPH	\$0	\$0	\$0	\$0	\$0	\$0	\$0
-	TAPNH	\$0	\$0	\$0	\$0	\$0	\$0	\$0
-	TAPO	\$0	\$0	\$0	\$0	\$0	\$0	\$0
-	TAPR	\$0	\$0	\$0	\$0	\$0	\$0	\$0
-	TAPSU	\$0	\$0	\$0	\$0	\$0	\$0	\$0
<b>Total Future Costs</b>		<b>\$0</b>	<b>\$0</b>	<b>\$0</b>	<b>\$0</b>	<b>\$0</b>	<b>\$2,620,160</b>	<b>\$2,620,160</b>
<b>Total Programmed</b>		<b>\$0</b>	<b>\$0</b>	<b>\$1,325,787</b>	<b>\$1,325,787</b>	<b>\$1,325,787</b>	<b>\$2,620,160</b>	<b>\$6,597,521</b>

**TDMX-NYNJ - STATEWIDE TDM: NY-NJ-CT MODERATE**

Lead Agency CTDOT	Project Type FHWA	Region 75	Town STATEWIDE
----------------------	----------------------	--------------	-------------------

Air Quality Status -	Total Cost \$13,465,570
-------------------------	----------------------------

Project Description  
STATEWIDE TDM: NY-NJ-CT MODERATE

PHASE	FUND SOURCE	PRIOR	FY2027	FY2028	FY2029	FY2030	FUTURE	TOTAL
Other Activities	CMAQ	\$0	\$2,154,491	\$2,154,491	\$2,154,491	\$2,154,491	\$2,154,491	\$10,772,455
Other Activities	State Match	\$0	\$538,623	\$538,623	\$538,623	\$538,623	\$538,623	\$2,693,115
<b>Total Other Activities</b>		<b>\$0</b>	<b>\$2,693,114</b>	<b>\$2,693,114</b>	<b>\$2,693,114</b>	<b>\$2,693,114</b>	<b>\$2,693,114</b>	<b>\$13,465,570</b>
<b>Total Future Costs</b>		<b>\$0</b>	<b>\$0</b>	<b>\$0</b>	<b>\$0</b>	<b>\$0</b>	<b>\$2,693,114</b>	<b>\$2,693,114</b>
<b>Total Programmed</b>		<b>\$0</b>	<b>\$2,693,114</b>	<b>\$2,693,114</b>	<b>\$2,693,114</b>	<b>\$2,693,114</b>	<b>\$2,693,114</b>	<b>\$13,465,570</b>

## TIP FY27-30 Funding Summary Report

Funding Source	2027	2028	2029	2030	FYI	Total
<b>5307C</b>						
0170-2027AD	\$400,000					\$400,000
0170-2028AD		\$400,000				\$400,000
0170-2030AD				\$400,000		\$400,000
0300-2027TK	\$24,000,000					\$24,000,000
0300-2030TK				\$11,640,000		\$11,640,000
0301-0522CN		\$12,000,000	\$27,200,000	\$12,000,000		\$51,200,000
0301-2030CN				\$16,000,000		\$16,000,000
0310-0076CN		\$20,000,000	\$24,000,000			\$44,000,000
0400-2027EQ	\$920,000					\$920,000
0400-2028EQ		\$680,000				\$680,000
0400-2029EQ			\$440,000			\$440,000
0400-2030EQ				\$640,000		\$640,000
0402-0034CN		\$28,000,000	\$36,000,000			\$64,000,000
0424-2027CN	\$80,000					\$80,000
0424-2027EQ	\$320,000					\$320,000
0424-2027PA	\$300,000					\$300,000
0424-2028CN		\$80,000				\$80,000
0424-2028EQ		\$320,000				\$320,000
0424-2028PA		\$300,000				\$300,000
0424-2029CN			\$80,000			\$80,000
0424-2029EQ			\$320,000			\$320,000
0424-2029PA			\$1,040,000			\$1,040,000
0424-2030CN				\$240,000		\$240,000
0424-2030EQ				\$480,000		\$480,000
0424-2030PA				\$480,000		\$480,000
0427-0071CN		\$35,200,000				\$35,200,000
0427-2027EQ	\$400,000					\$400,000
0427-2027PA	\$1,440,000					\$1,440,000
0427-2028CN		\$160,000				\$160,000
0427-2028EQ		\$400,000				\$400,000
0427-2028PA		\$1,440,000				\$1,440,000
0427-2029EQ			\$400,000			\$400,000
0427-2029PA			\$1,440,000			\$1,440,000
0427-2030EQ				\$480,000		\$480,000
0427-2030PA				\$1,440,000		\$1,440,000
<b>5307C Total</b>	<b>\$27,860,000</b>	<b>\$98,980,000</b>	<b>\$90,920,000</b>	<b>\$43,800,000</b>		<b>\$261,560,000</b>
<b>5310E</b>						
0170-2027NH	\$833,856					\$833,856
0170-2028NH		\$833,856				\$833,856
0170-2029NH			\$833,856			\$833,856
0170-2030NH				\$833,856		\$833,856
<b>5310E Total</b>	<b>\$833,856</b>	<b>\$833,856</b>	<b>\$833,856</b>	<b>\$833,856</b>		<b>\$3,335,424</b>
<b>5337</b>						
0300-2027TK	\$6,360,000					\$6,360,000
0300-2029TK			\$8,360,000			\$8,360,000
0300-2030TK				\$4,000,000		\$4,000,000
0301-0522CN		\$36,000,000	\$70,400,000	\$62,000,000		\$168,400,000
0301-0530CN	\$14,000,000					\$14,000,000
0301-2028TK		\$9,960,000				\$9,960,000
0301-2029CN			\$20,000,000			\$20,000,000
0301-2030CN				\$32,000,000		\$32,000,000
<b>5337 Total</b>	<b>\$20,360,000</b>	<b>\$45,960,000</b>	<b>\$98,760,000</b>	<b>\$98,000,000</b>		<b>\$263,080,000</b>
<b>5339</b>						
0400-2027FI	\$4,160,000					\$4,160,000
0400-2027RS	\$4,800,000					\$4,800,000
0400-2028FI		\$4,160,000				\$4,160,000
0400-2028RS		\$4,800,000				\$4,800,000
0400-2029FI			\$4,160,000			\$4,160,000
0400-2029RS			\$4,800,000			\$4,800,000
0400-2030FI				\$4,160,000		\$4,160,000
0400-2030RS				\$4,800,000		\$4,800,000
<b>5339 Total</b>	<b>\$8,960,000</b>	<b>\$8,960,000</b>	<b>\$8,960,000</b>	<b>\$8,960,000</b>		<b>\$35,840,000</b>
<b>BRDG-RP</b>						
0170-BRDG	\$75,000,000	\$75,000,000	\$75,000,000	\$75,000,000	\$75,000,000	\$375,000,000
<b>BRDG-RP Total</b>	<b>\$75,000,000</b>	<b>\$75,000,000</b>	<b>\$75,000,000</b>	<b>\$75,000,000</b>	<b>\$75,000,000</b>	<b>\$375,000,000</b>
<b>BRFP</b>						

**TIP FY27-30 Funding Summary Report**

0092-0696	\$3,280,000	\$5,000,000			\$13,280,000	\$21,560,000
<b>BRFP Total</b>	<b>\$3,280,000</b>	<b>\$5,000,000</b>			<b>\$13,280,000</b>	<b>\$21,560,000</b>
<b>CMAQ</b>						
0061-0155	\$3,406,659					\$3,406,659
TDMX-NYNJ	\$2,154,491	\$2,154,491	\$2,154,491	\$2,154,491	\$2,154,491	\$10,772,455
<b>CMAQ Total</b>	<b>\$5,561,150</b>	<b>\$2,154,491</b>	<b>\$2,154,491</b>	<b>\$2,154,491</b>	<b>\$2,154,491</b>	<b>\$14,179,114</b>
<b>RAISE</b>						
0402-0034CN	25,000,000					
<b>RAISE Total</b>	<b>\$25,000,000</b>					
<b>NFRP</b>						
0079-0240			\$18,115,156	\$16,556,447		\$34,671,603
0079-0246	\$18,115,156	\$18,115,156				\$36,230,312
<b>NFRP Total</b>	<b>\$18,115,156</b>	<b>\$18,115,156</b>	<b>\$18,115,156</b>	<b>\$16,556,447</b>		<b>\$70,901,915</b>
<b>NHPP</b>						
0043-0133					\$4,800,000	\$4,800,000
0061-0156		\$15,680,000				\$15,680,000
0083-0272	\$6,480,000					\$6,480,000
0083-0275					\$5,200,000	\$5,200,000
0092-0689	\$1,000,000	\$16,200,000	\$16,200,000	\$16,200,000		\$49,600,000
0092-0696		\$5,000,000				\$5,000,000
0156-0186	\$3,667,500			\$25,000,000	\$31,835,000	\$60,502,500
0167-0108					\$120,000,000	\$120,000,000
170C-ENHS	\$12,000,000	\$12,000,000	\$12,000,000	\$12,000,000	\$12,000,000	\$60,000,000
170S-FNHS	\$1,600,000	\$1,600,000	\$1,600,000	\$1,600,000	\$1,600,000	\$8,000,000
170S-SNHS	\$1,800,000	\$1,800,000	\$1,800,000	\$1,800,000	\$1,800,000	\$9,000,000
BRDG-LRNH	\$840,000	\$840,000	\$840,000	\$840,000	\$840,000	\$4,200,000
<b>NHPP Total</b>	<b>\$27,387,500</b>	<b>\$53,120,000</b>	<b>\$32,440,000</b>	<b>\$57,440,000</b>	<b>\$178,075,000</b>	<b>\$348,462,500</b>
<b>S154</b>						
0170-3780	\$2,100,000	\$2,100,000	\$2,100,000			\$6,300,000
<b>S154 Total</b>	<b>\$2,100,000</b>	<b>\$2,100,000</b>	<b>\$2,100,000</b>			<b>\$6,300,000</b>
<b>SFTY-RP</b>						
0170-SFTY	\$35,000,000	\$35,000,000	\$35,000,000	\$35,000,000		\$140,000,000
<b>SFTY-RP Total</b>	<b>\$35,000,000</b>	<b>\$35,000,000</b>	<b>\$35,000,000</b>	<b>\$35,000,000</b>		<b>\$140,000,000</b>
<b>SIPH</b>						
0173-0549		\$4,783,500				\$4,783,500
CHMP-XXXX	\$4,575,222	\$4,575,222	\$4,575,222	\$4,575,222		\$18,300,888
<b>SIPH Total</b>	<b>\$4,575,222</b>	<b>\$9,358,722</b>	<b>\$4,575,222</b>	<b>\$4,575,222</b>		<b>\$23,084,388</b>
<b>STPA</b>						
0156-0184	\$500,000	\$22,000,000	\$13,000,000			\$35,500,000
0170-3713	\$560,000	\$560,000				\$1,120,000
0170-3751	\$1,514,832	\$1,546,008	\$1,577,768			\$4,638,608
0170-3752	\$1,304,000	\$1,304,000	\$1,304,000			\$3,912,000
0170-3753	\$983,200	\$983,200	\$983,200			
170S-SNON	\$400,000	\$400,000	\$400,000	\$400,000	\$400,000	\$2,000,000
ASST-MGMT				\$1,600,000	\$6,400,000	
BRDG-MGMT				\$1,360,000	\$5,440,000	
CTSS-OIPX	\$5,168,000	\$5,168,000	\$5,168,000	\$5,168,000	\$5,168,000	\$25,840,000
MASP-INSP			\$560,000	\$560,000	\$1,680,000	\$2,800,000
PVMT-MARK	\$12,000,000	\$12,000,000	\$12,000,000	\$12,000,000	\$12,000,000	\$60,000,000
PVMT-MGMT				\$1,000,000	\$4,000,000	\$5,000,000
TAPX-ENGX		\$281,954	\$281,954	\$281,954	\$564,000	\$1,409,862
<b>STPA Total</b>	<b>\$22,430,032</b>	<b>\$44,243,162</b>	<b>\$35,274,922</b>	<b>\$22,369,954</b>	<b>\$35,652,000</b>	<b>\$142,220,470</b>
<b>STPNH</b>						
0092-0701					\$2,400,000	\$2,400,000
0106-0108	\$10,400,000	\$10,400,000				\$20,800,000
0156-0184	\$1,000,000	\$11,500,000				\$12,500,000
<b>STPNH Total</b>	<b>\$11,400,000</b>	<b>\$21,900,000</b>			<b>\$2,400,000</b>	<b>\$35,700,000</b>
<b>TAPB</b>						
0170-5032	\$109,664					\$109,664
TAPX-ENGX		\$109,664	\$109,664	\$109,664	\$219,328	\$548,320
<b>TAPB Total</b>	<b>\$109,664</b>	<b>\$109,664</b>	<b>\$109,664</b>	<b>\$109,664</b>	<b>\$219,328</b>	<b>\$657,984</b>
<b>TAP-FLEX</b>						
0061-0158	\$2,000,000					\$2,000,000
0170-5032	\$318,359					\$318,359
TAPX-ENGX		\$319,173	\$319,173	\$319,173	\$638,400	\$1,595,919
<b>TAP-FLEX Total</b>	<b>\$2,318,359</b>	<b>\$319,173</b>	<b>\$319,173</b>	<b>\$319,173</b>	<b>\$638,400</b>	<b>\$3,914,278</b>
<b>TAPH</b>						

## TIP FY27-30 Funding Summary Report

0170-5032	\$124,463					\$124,463
TAPX-ENGX		\$124,463	\$124,463	\$124,463	\$248,000	\$621,389
<b>TAPH Total</b>	<b>\$124,463</b>	<b>\$124,463</b>	<b>\$124,463</b>	<b>\$124,463</b>	<b>\$248,000</b>	<b>\$745,852</b>
<b>TAPNH</b>						
0061-0158	\$144,000					\$144,000
0170-5032	\$71,514					\$71,514
TAPX-ENGX		\$72,000	\$72,000	\$72,000	\$144,000	\$360,000
<b>TAPNH Total</b>	<b>\$215,514</b>	<b>\$72,000</b>	<b>\$72,000</b>	<b>\$72,000</b>	<b>\$144,000</b>	<b>\$575,514</b>
<b>TAPO</b>						
TAPX-ENGX		\$67,792	\$67,792	\$67,792	\$108,800	\$312,176
<b>TAPO Total</b>		<b>\$67,792</b>	<b>\$67,792</b>	<b>\$67,792</b>	<b>\$108,800</b>	<b>\$312,176</b>
<b>TAPR</b>						
TAPX-ENGX		\$63,749	\$63,749	\$63,749	\$128,000	\$319,247
<b>TAPR Total</b>		<b>\$63,749</b>	<b>\$63,749</b>	<b>\$63,749</b>	<b>\$128,000</b>	<b>\$319,247</b>
<b>TAPSU</b>						
TAPX-ENGX		\$21,835	\$21,835	\$21,835	\$44,800	\$110,305
<b>TAPSU Total</b>		<b>\$21,835</b>	<b>\$21,835</b>	<b>\$21,835</b>	<b>\$44,800</b>	<b>\$110,305</b>
<b>VRUS</b>						
0171-0514	\$5,221,800					\$5,221,800
0173-0549		\$603,000				\$603,000
<b>VRUS Total</b>	<b>\$5,221,800</b>	<b>\$603,000</b>				<b>\$5,824,800</b>
<b>Grand Total</b>	<b>\$295,852,716</b>	<b>\$422,107,063</b>	<b>\$404,912,323</b>	<b>\$365,468,646</b>	<b>\$335,828,041</b>	<b>\$1,824,168,789</b>

## Transportation Improvement Plan FY27-FY30 Fiscal Constraint Summary

	2027			2028			2029			2030		
	Revenue	Programmed	Balance	Revenue	Programmed	Balance	Revenue	Programmed	Balance	Revenue	Programmed	Balance
5307C	\$143,200,000	\$27,860,000	\$115,340,000	\$258,540,000	\$98,980,000	\$159,560,000	\$302,760,000	\$90,920,000	\$211,840,000	\$355,040,000	\$43,800,000	\$311,240,000
5310E	\$5,858,000	\$833,856	\$5,024,144	\$10,882,144	\$833,856	\$10,048,288	\$15,906,288	\$833,856	\$15,072,432	\$20,930,432	\$833,856	\$20,096,576
5337	\$99,737,745	\$20,360,000	\$79,377,745	\$179,115,490	\$45,960,000	\$133,155,490	\$232,893,235	\$98,760,000	\$134,133,235	\$233,870,980	\$98,000,000	\$135,870,980
5339	\$8,960,000	\$8,960,000	\$	\$8,960,000	\$8,960,000	\$	\$8,960,000	\$8,960,000	\$	\$8,960,000	\$8,960,000	\$0
BRDG-RP	\$75,000,000	\$75,000,000	\$	\$75,000,000	\$75,000,000	\$	\$75,000,000	\$75,000,000	\$	\$75,000,000	\$75,000,000	\$0
BRFP	\$136,624,932	\$3,280,000	\$133,344,932	\$269,969,864	\$5,000,000	\$264,969,864	\$401,594,796	\$	\$401,594,796	\$538,219,728	\$	\$538,219,728
CMAQ	\$39,405,540	\$5,561,150	\$33,844,390	\$73,249,930	\$2,154,491	\$71,095,439	\$110,500,979	\$2,154,491	\$108,346,488	\$147,752,028	\$2,154,491	\$145,597,537
NFRP	\$18,477,459	\$18,115,156	\$362,303	\$18,839,762	\$18,115,156	\$724,606	\$19,202,065	\$18,115,156	\$1,086,909	\$19,564,368	\$16,556,447	\$3,007,921
NHPP	\$369,484,213	\$27,387,500	\$342,096,713	\$676,580,926	\$53,120,000	\$623,460,926	\$972,945,139	\$32,440,000	\$940,505,139	\$1,289,989,352	\$57,440,000	\$1,232,549,352
RAISE (FTA)	\$25,000,000	\$25,000,000	\$0	\$0	\$0	\$0	\$0	\$0	\$0	\$0	\$0	\$0
S154	\$9,128,469	\$2,100,000	\$7,028,469	\$16,156,938	\$2,100,000	\$14,056,938	\$23,185,407	\$2,100,000	\$21,085,407	\$30,213,876	\$	\$30,213,876
SFTY-RP	\$35,000,000	\$35,000,000	\$	\$35,000,000	\$35,000,000	\$	\$35,000,000	\$35,000,000	\$	\$35,000,000	\$35,000,000	\$0
SIPH	\$42,160,784	\$4,575,222	\$37,585,562	\$79,746,346	\$9,358,722	\$70,387,624	\$112,548,408	\$4,575,222	\$107,973,186	\$150,133,970	\$4,575,222	\$145,558,748
STPA	\$125,109,657	\$22,430,032	\$102,679,625	\$262,789,282	\$44,243,162	\$218,546,120	\$363,655,777	\$35,274,922	\$328,380,855	\$473,490,512	\$22,369,954	\$451,120,558
STPNH	\$15,540,457	\$11,400,000	\$4,140,457	\$19,680,914	\$21,900,000	-\$2,219,086	\$13,321,371	\$	\$13,321,371	\$28,861,828	\$	\$28,861,828
TAP-FLEX	\$7,860,039	\$2,318,359	\$5,541,680	\$13,401,719	\$319,173	\$13,082,546	\$20,942,585	\$319,173	\$20,623,412	\$28,483,451	\$319,173	\$28,164,278
TAPB	\$4,004,359	\$109,664	\$3,894,695	\$7,899,054	\$109,664	\$7,789,390	\$11,793,749	\$109,664	\$11,684,085	\$15,688,444	\$109,664	\$15,578,780
TAPH	\$3,585,906	\$124,463	\$3,461,443	\$7,047,349	\$124,463	\$6,922,886	\$10,508,792	\$124,463	\$10,384,329	\$13,970,235	\$124,463	\$13,845,772
TAPNH	\$1,557,135	\$215,514	\$1,341,621	\$2,898,756	\$72,000	\$2,826,756	\$4,383,891	\$72,000	\$4,311,891	\$5,869,026	\$72,000	\$5,797,026
TAPO	\$1,645,763	\$	\$1,645,763	\$3,291,526	\$67,792	\$3,223,734	\$4,869,497	\$67,792	\$4,801,705	\$6,447,468	\$67,792	\$6,379,676
TAPR	\$2,009,739	\$	\$2,009,739	\$4,019,478	\$63,749	\$3,955,729	\$5,965,468	\$63,749	\$5,901,719	\$7,911,458	\$63,749	\$7,847,709
TAPSU	\$510,206	\$0	\$510,206	\$1,020,412	\$21,835	\$998,577	\$1,508,783	\$21,835	\$1,486,948	\$1,997,154	\$21,835	\$1,975,319
VRUS	\$6,610,401	\$5,221,800	\$1,388,601	\$7,999,002	\$603,000	\$7,396,002	\$14,006,403	\$0	\$14,006,403	\$20,616,804	\$0	\$20,616,804
<b>Total</b>	<b>\$1,176,470,804</b>	<b>\$295,852,716</b>	<b>\$880,618,088</b>	<b>\$2,032,088,892</b>	<b>\$422,107,063</b>	<b>\$1,609,981,829</b>	<b>\$2,761,452,633</b>	<b>\$404,912,323</b>	<b>\$2,356,540,310</b>	<b>\$3,508,011,114</b>	<b>\$365,468,646</b>	<b>\$3,142,542,468</b>

\*Please note that the FHWA fiscal constraint is evaluated based on the total FHWA amount, rather than by individual funding programs

## Appendix D – Public Comment

Public Comment will be provided prior to final TIP adoption

## Appendix E - Resolutions

Policy Board signed resolutions will be provided prior to final TIP adoption.