



SOUTH CENTRAL REGIONAL COUNCIL OF GOVERNMENTS

Planning for Our Region's Future

Bethany Branford East Haven Guilford Hamden Madison Meriden Milford
New Haven North Branford North Haven Orange Wallingford West Haven Woodbridge

Carl J. Amento, Executive Director

SCRCOG SPECIAL MEETING NOTICE & AGENDA

Tuesday September 25, 2012 – 10:00 A.M.

Location: 127 Washington Avenue, 4th Floor West

North Haven, CT 06473

Full agenda materials can be found at our website – www.scrkog.org

1. Call to order and Introductions – First Selectman Anthony DaRos, *Chairman*
2. **Presentation:** Attorney General George Jepson
3. **Presentation:** I-95 Record of Decision Transit and Transportation System Management (TSM)
Components Summary Report:1/11 – 12/11-Mark Rolfe, District Engineer, CDOT Attached
4. Adoption of 8/22/2012 SCRCOG Minutes – Mayor Scott Jackson, *Secretary* Pages 2-4
5. Treasurer's Report for month ending 8/31/12 – First Selectman Michael Freda, *Treasurer* Pages 5,6
6. Transportation Committee Report – Mayor William Dickinson, *Chairman* Pages 7-11
 - a. Adopt Resolution to approve 2012-2015 TIP Amendment Eight
7. Congressional Report – Louis Mangini, *Legislative Aide to U.S. Rep. Rosa DeLauro*
8. SCRCOG Executive Director's Report – Carl Amento, *Executive Director*
9. REX Development Report – Ginny Kozlowski, *REX Executive Director* Pages 12,13
10. DESPP/DEMHS Report – John B. Field, Jr., *Region 2 Coordinator*
11. CT Rides Report- Amanda Brown, *Outreach Coordinator*
12. RPC Action Table for September
13. Regional Cooperation /Other Business
14. Adjournment

Special needs: Hearing impaired closed audio loops and/or sign language interpreter and limited English proficiency translator will be provided upon two weeks' notice. Agenda can be requested in a language other than English by contacting SCRCOG.

127 Washington Avenue, 4th Floor West, North Haven, CT 06473

www.scrkog.org T (203) 234-7555 F (203) 234-9850 camento@scrkog.org



SOUTH CENTRAL REGIONAL COUNCIL OF GOVERNMENTS

Planning for Our Region's Future

Bethany Branford East Haven Guilford Hamden Madison Meriden Milford
New Haven North Branford North Haven Orange Wallingford West Haven Woodbridge

Carl J. Amento, Executive Director

TO: **SCRCOG Board**
FROM: **Mayor Scott Jackson, Secretary**
DATE: **September 19, 2012**
SUBJECT: **SCRCOG Minutes of August 22, 2012**

Present:

Branford	First Selectman Anthony DaRos – <i>Chairman</i>
East Haven	Mayor Joseph Maturo
Guilford	First Selectman Joseph S. Mazza
Hamden	Mayor Scott Jackson— <i>Secretary</i>
Madison	First Selectman Fillmore McPherson
Meriden	Lawrence Kendzior, <i>proxy for Mayor Michael Rohde</i>
Milford	Mayor Benjamin Blake
New Haven	Mayor John DeStefano, Jr.
North Branford	Mayor Anthony Candelora
North Haven	First Selectman Michael Freda – <i>Treasurer</i>
West Haven	Mayor John Picard – <i>Vice-Chairman</i>
Woodbridge	First Selectman Edward Sheehy

SCRCOG Staff Carl J. Amento – ***Executive Director***
Steve Dudley, Al Ruggiero, James Rode, Chris Rappa

Other Guests: Miriam Brody, *Hamden-North Haven League of Voters*; Mary Bigelow, *GNHTD Board of Directors*; Ginny Kozlowski, *REX Development*; Edgar Wynkoop, *CTDOT*; Carlene Kulisch, *Consultant*; Lori Vitagliano, *Regional Water Authority*; Shelly Saczynski and Tom Cariglio, *United Illuminating*; John B. Field, Jr., *DEMHS*; Attorney Nan Birdwistal; Ginny Kozlowski and Barbara Malmberg, *REX Development*; Adam Whelchel and David Sutherland, *The Nature Conservancy*

1. **Call to order and Introductions:**

Chairman DaRos called the meeting to order at 10:07 a.m. All present introduced themselves.

2. **Presentation: Coastal Resilience and Hazard Mitigation in the South Central Region of CT-**

Adam W. Whelchel, Ph. D., Director of Science, The Nature Conservancy-Connecticut Chapter

The Nature Conservancy has been working with the Town of Guilford and with the City of Bridgeport to study the effect of sea level rise, hurricanes and storm surge and climate change on the CT coastline. The Nature Conservancy has agreed to assist SCRCOG on a voluntary basis in the development of SCRCOG's Regional Hazard Mitigation Plan. Dr. Whelchel reviewed a PowerPoint presentation.

3. **Adoption of July 25, 2012 SCRCOG meeting minutes:**

Mayor Jackson presented the minutes as shown on Pages 2-4 of the agenda packet. Mayor Jackson moved that the minutes be approved. Mayor Picard seconded the motion. It was approved by all except Mayor Candelora who abstained.

4. **Treasurer's Report for month ending July 31, 2012:**

First Selectman Freda presented the Treasurer's Report which is found on pages 5 and 6 of the agenda packet. Our balance sheet shows that we have \$351,897 in cash and investments and \$260,321 due from CT DOT for transportation planning. Expenses seemed appropriate for the month. Mayor Candelora moved for acceptance of the Treasurer's Report. Mayor Maturo seconded the motion, which carried unanimously.

5. **Transportation Committee Report:**

First Selectman Mazza presented the Transportation Committee Report contained on pages 7-12 of the agenda packet. First Selectman Mazza moved to add two items to the agenda. These were actions on 92-0531 I-95/I-91/Rte. 34 Interchange Reconstruction E and 92-0532 I-95: Quinnipiac River Bridge Construction B First Selectman McPherson seconded the motion, which was approved unanimously. First Selectman Mazza moved for the approval of 2012-2015 TIP Amendment Seven, amended to include the two projects. Mayor Maturo seconded the motion. It passed unanimously.

6. **Resolution Supporting New Haven Route for Northeast Corridor High Speed Rail and Authorizing the Executive Director to Submit Testimony to Federal Rail Administration**

Executive Director Amento explained that the Federal Railroad Administration has initiated a process called NEC FUTURE to determine investments and improvements to be made in the Northeast Rail Corridor from Washington, D.C. to Boston. Amento distributed information regarding Amtrak's 2010 Investment Plan and its 2012 update. That plan would have high speed rail bypass New Haven and the CT Coastline and create a new route from NYC to Danbury to Waterbury to Hartford to Providence. The Resolution expresses the SCRCOG's concerns about the New Haven area being bypassed and authorizes the Executive Director to submit written comments expressing such concerns to the Federal Railroad Administration. Mayor DeStefano made a motion for approval of the Resolution. Mayor Picard seconded the motion, which passed unanimously.

7. **Resolution Authorizing the Executive Director to Execute Agreements with CT Office of Policy and Management**

This authorization allows SCRCOG to receive this year's annual state grant in aid from OPM in the amount of \$14,087.35. Mayor Blake moved for approval of the Resolution. Mayor Jackson seconded the motion, which passed unanimously.

8. **Update on Regional Hazard Mitigation Plan**

The \$225,000 grant from FEMA and the State DEEP has begun its work phase toward producing a Regional Hazard Mitigation Plan for the 10 cities and towns that do not currently have a plan. A Regional Advisory Committee with representatives from 8 of the 10 cities and towns has been formed and is meeting. Representatives are needed from Orange and Bethany. A selection panel consisting of Advisory Committee members and SCRCOG staff interviewed the two firms that submitted proposals to assist SCRCOG with the plan's development. The panel chose Jamie Caplan Consulting and a contract was negotiated and signed with that firm. Amento distributed the PowerPoint presentation from the kickoff meeting of the Advisory Committee.

9. **Congressional Report:**

Louis Mangini, Legislative Aide to U.S. Representative Rosa DeLauro, was not present.

10. **SCROG Executive Director's Report:**

Executive Director Amento noted that Carlene Kulisch, longtime consultant for the Regional Water Authority, was moving away. Carlene thanked the SCRCOG for the opportunity to work in collaboration over many years. Executive Director Amento announced that SCRCOG had received two competitive grant awards totaling \$645,000 from the Regional Performance Incentive Program administered by CT OPM. One grant was for \$595,000 to implement a Regional web-based Geographic Information System (GIS) and the other grant was for \$50,000 to fund an inter-Municipal Shared Services study. Applications for the next set of Regional Performance Incentive grants are due by December 31, 2012. The September Board meeting is scheduled for September 26th, which falls on the Jewish holiday Yom Kippur. We will change the meeting date to a date close to the original scheduled date depending upon when the Attorney General is available to meet with our members.

11. **REX Development Report:**

Executive Director Ginny Kozlowski's report is on page 28 of the agenda packet. Executive Director Kozlowski reported that meetings will be scheduled with the towns regarding the update of the Comprehensive Economic Development Strategy (CEDS). Mayor Jackson reported on the activities of the REX Strategic Planning Committee. Mayor DeStefano inquired as to what the strategy will be for obtaining reliable funding from the state. After discussion, Mayor Jackson agreed to draft legislative language for review at the next meeting.

12. **DESPP/ DEMHS Report:**

John Field was not present.

13. **CT Rides Report:**

Amanda Brown and Pamela Hypolite were not present.

14. **RPC Action Table for August:**

The Action Table for August was reviewed.

15. **Regional Cooperation/ Other Business:**

First Selectman McPherson congratulated Mayor Jackson on Hamden being named as one of the Best 100 Places to live in the United States.

16. **Adjournment:**

Mayor Picard moved for adjournment. Mayor Maturo seconded the motion and all approved. The meeting adjourned at 11:00 a.m.

Respectfully submitted,

Mayor Scott Jackson, Secretary

BALANCE SHEET - August, 2012

ASSETS	
Cash and Investments	
First Niagara Bank	152,619
Connecticut Short-Term Investment Fund - SCRCOG	254,919
Total Cash and Investments	407,538
Accounts Receivable	
Municipal Dues - FY 12/13	31,500
Connecticut Department of Transportation	380,742
DESPP - Homeland Security Planning	24,510
RPA - Sustainable Communities	14,339
CT DEEP - Regional Hazard Mitigation Plan	16,808
Shoreline Greenways Trail - Federal Share	4,570
Amount for Accrued Leave	7,120
Pre-Paid Expense & Other Receivables	50,621
Total Accounts Receivable	530,208
Property and Equipment	
COG Equipment	228
Total Property & Equipment	228
TOTAL ASSETS	937,975

LIABILITIES AND FUND BALANCE	
Liabilities	
Accrued Payroll Taxes	113
Health Savings Account	-2,500
Deferred Revenue - Municipal	128,417
Deferred Revenue - GIA	14,121
Shoreline Greenways Trail - Municipal Share - H074(1)	12,893
Shoreline Greenways Trail - Municipal Share - H103(1)	4,027
Total Current Liabilities	157,071
Fund Balance	
Estimated Fund Balance - July 1, 2012	779,161
Amount for Accrued Leave	7,120
Investment in Equipment	228
Fund Change	-5,606
Fund Balance - August, 2012	780,903
TOTAL LIABILITIES AND FUND BALANCE	937,975

Statement of Resources and Expenditures - August, 2012

<i>Resources</i>	<i>FY 13 Budget</i>	<i>Month of Aug, 2012</i>	<i>To Date</i>
Municipal Contribution	154,100	12,842	25,683
ConnDOT - Transportation Planning			
U.S. Dept of Transportation	1,023,305	33,192	81,055
Connecticut Dept of Transportation	127,914	4,149	10,132
Connecticut Office of Policy & Management			
Regional Planning	7,000	0	0
Federal Emergency Management Agency			
Hazard Mitigation Plan	175,500	6,394	11,931
Municipal - In-Kind Contribution	58,500	0	0
Sustainable Communities Grant			
Sustainable Communities Reg Planning Grant	20,000	4,960	6,707
REX Development			
Reimbursement for SCRCOG Support	10,000	0	0
Interest	1,200	40	78
TOTAL	1,577,519	61,576	135,587

<i>Expenses</i>	<i>FY 13 Budget</i>	<i>Month of Aug, 2012</i>	<i>To Date</i>
Total Labor - Salaries & Benefits	613,200		106,586
Salaries		41,227	74,262
Fringe Benefits		12,618	32,324
Travel	8,500	73	1,023
Data Process	9,400	25	656
General Operations	155,800		
Rent	0	8,168	24,603
Postage & Telephone	0	146	252
Print & Reproduction	0	149	149
Office Supplies	0	79	79
Equipment Maintenance	0	1,249	1,265
Publications	0	0	125
Insurance & Professional Services	0	2,675	5,235
Meeting Expenses & Advertising	0	617	1,219
Miscellaneous & Equipment Use	0	0	0
Consultants	515,000	0	0
Capital Purchase	0	0	0
FEMA - PreDisaster Mitigation Plan	205,750	0	0
Contingencies	69,869	0	0
TOTAL	1,577,519	67,027	141,194

South Central Regional Council of Governments
2010-2013 TRANSPORTATION IMPROVEMENT PROGRAM
Amendment Number 8

Project	0156-0175 2007-072 Campbell Ave Streetscape Improvements
Changes	Amendment 8 moves \$874,000 in federal STPNH funds from 2012 to 2013
Reason	Action is necessary as the region is over-programmed in STPNH funds this fiscal year (FY12) making it necessary to phase fund this project. The region received and fully obligated \$7,955,554 in federal funds for FFY12
Project	0170-3014 2010-A7-5 Sign Support Inspection By CE
Changes	Amendment 8 moves funds from FFY13 to FFY12
Reason	Action is necessary to fully obligate remaining National Highway Safety funds

South Central Regional Council of Governments
FFY2012-FFY2015 Transportation Improvement Program
Amendment 8

State Project 0156-0175

SCRCOG # 2007-072

Municipality West Haven

Proposed

Project Name Campbell Ave Streetscape Improvements

Description This project will provide for roadway and streetscape improvements to Campbell Ave from Captain Thomas Blvd to Rte 1. HPP serial Nos 2585,3851,3878

Current TIP Funding (In Thousands)

<i>Funding</i>	<i>Phase</i>	<i>Prior</i>	<i>2012</i>	<i>2013</i>	<i>2014</i>	<i>2015</i>	<i>FYI</i>
HPP	CON	Federal	3,234				
		Local	809				
STPNH	AC-Entry		0				
		Federal	3,091				
		Local	773				
Total Cost	\$7,907	0	7,907	0	0	0	0

Proposed TIP Funding (In Thousands)

<i>Funding</i>	<i>Phase</i>	<i>Prior</i>	<i>2012</i>	<i>2013</i>	<i>2014</i>	<i>2015</i>	<i>FYI</i>
HPP	CON	Federal	3,234				
		Local	809				
STPNH	AC-Entry		0				
		Federal	2,237	874			
		Local	583	195			
TIP Funds	\$7,932	0	6,863	1,069	0	0	0

Amendment Notes

FY07 TIP Amend 12 introduces new project. Project moved into FY10 TIP CON moved from FFY09 to FFY10. FY10 TIP Amend 7 moves CON from FFY10 to FFY11. FY12 TIP includes ongoing project. FY12 tip Amend 3 adds STPNH funds to the project. FY12 TIP Amend 7 moves funds from FY 12 to FY 13

South Central Regional Council of Governments
FFY2012-FFY2015 Transportation Improvement Program
Amendment 8

State Project 0170-3014

SCRCOG # 2010-A7-5

Municipality Statewide

Proposed

Project Name Sign Support Inspection By CE

Description Inspection of Sign Supports by CE 7-1-2010 to 6-30-2013. this project replaces project #0170-2730 which expires 6-30-2010

Current TIP Funding (In Thousands)

<i>Funding</i>	<i>Phase</i>		<i>Prior</i>	<i>2012</i>	<i>2013</i>	<i>2014</i>	<i>2015</i>	<i>FYI</i>
NHS	ENG	Federal	1,500	1,500	594			
		State	375	375	148			
Total Cost	\$4,492		1,875	1,875	742	0	0	0

Proposed TIP Funding (In Thousands)

<i>Funding</i>	<i>Phase</i>		<i>Prior</i>	<i>2012</i>	<i>2013</i>	<i>2014</i>	<i>2015</i>	<i>FYI</i>
NHS	ENG	Federal	1,500	2,094				
		State	375	523				
TIP Funds	\$4,492		1,875	2,617	0	0	0	0

Amendment Notes

FY10 TIP Amend 7 introduces new project. FY12 TIP includes ongoing project
Amendment 7 FY12 TIP Amend 8 moves funds from FFY13 to FFY12



SOUTH CENTRAL REGIONAL COUNCIL OF GOVERNMENTS

Planning for Our Region's Future

Bethany Branford East Haven Guilford Hamden Madison Meriden Milford
New Haven North Branford North Haven Orange Wallingford West Haven Woodbridge

Carl J. Amento, Executive Director

Resolution

Fiscal Year 2012-Fiscal Year 2015 Transportation Improvement Program Amendment Eight

Whereas: U.S. Department of Transportation “Metropolitan Planning Regulations” (23 *CFR* 450) prescribe that each metropolitan planning organization maintain a financially constrained multi-modal transportation improvement program consistent with a *State Implementation Plan for Air Quality (SIP)* conforming to both U.S. Environmental Protection Administration-established air quality guidelines and *SIP*-established mobile source emissions budgets; and

Whereas: The Council, per 23 *CFR* 450.324 and in cooperation with the Connecticut Department of Transportation (ConnDOT) and public transit operators and relying upon financial constraints offered by ConnDOT, adopted a *Fiscal Year 2012-Fiscal Year 2015 Transportation Improvement Program* on January 25, 2012, after finding the *Program* conforming per U.S. Environmental Protection Administration (U.S. EPA) final conformity rule (40 *CFR* 51 and 93) and relevant Connecticut Department of Transportation air quality conformity determinations: *Air Quality Conformity Reports: Fiscal Year 2012-2015 Transportation Improvement Program* and the Region’s *Long-Range Transportation Plans—2011 to 2040, (April, 2011)*; and

Whereas: The Council, on January 25, 2012, indicated that periodic *Program* adjustment or amendment was possible; and

Whereas: Projects referenced in the *Program* amendment (below) are consistent with the region’s long-range transportation plan (*South Central Regional Long Range Transportation Plan—2011 to 2040, (April, 2011)*); and

Whereas: Council *Public Participation Guidelines: Transportation Planning* have been observed during the development of the proposed *Program* amendment (below); and

Whereas: By agreement between the Council and the Connecticut Department of Transportation, public involvement activities carried out by the South Central Regional Council of Governments in response to U.S. Department of Transportation metropolitan planning requirements are intended to satisfy the requirements associated with development of a *Statewide Transportation Improvement Program* and/or its amendment; and

Whereas: Council of Governments’ review of transportation goals, projects and opportunities may result in further adjustment or amendment of the *Program*.



SOUTH CENTRAL REGIONAL COUNCIL OF GOVERNMENTS

Planning for Our Region's Future

Bethany Branford East Haven Guilford Hamden Madison Meriden Milford
New Haven North Branford North Haven Orange Wallingford West Haven Woodbridge

Carl J. Amento, Executive Director

Resolution

***Fiscal Year 2012-Fiscal Year 2015 Transportation Improvement Program Amendment Eight
(continued)***

Now, Therefore, Be It Resolved By the Council of Governments:

The *Program Amendment **Eight*** shall be transmitted to the Connecticut Department of Transportation, for inclusion in the *State Transportation Improvement Program*

The undersigned duly qualified and acting Secretary of the South Central Regional Council of Governments certifies that the foregoing is a true and correct copy of a resolution adopted at a legally convened meeting of the South Central Regional Council of Governments on **September 25, 2012**.

Date: **September 25, 2012**.

By: _____
Scott Jackson, Secretary
South Central Regional Council of Governments

Brownfield Projects

- Goodrich/Daisy Remediation Complete – properties sold to Tri-Con Construction Managers, LLC
- Additional \$150,000 in Revolving Loan Funding awarded to REX in August for FY 12 increasing the additional RLF amount to \$500,000
- Identifying clean up funding for lead contaminated site in Bethany
- Additional loan to Atlantic Wire and grant to Hamden Business Incubator
- Attended DEEP Workshop for Region 1 RLF Awardees

Business Development

- As part of the 2013 Annual Update for the Comprehensive Economic Development Strategy, Dave Rackey has met in person or over the phone with almost twenty businesses from the region. He has solicited information from both large and small businesses to gain their perspective on the health of the region's economy. This process is ongoing.
- Commenced regional Outreach Sessions for the 2013 Comprehensive Economic Development Strategy
 - August 23 – North Haven September 13 – Madison
 - September 20 – West Haven September 25 – Milford
 - October 1 – Bethany October 1 – North Branford
 - October 2 – Orange October 9 – New Haven
 - October 9 – Hamden October 16 – Woodbridge
 - October 17 - Wallingford October 22 – East Haven
 - Branford, Guilford and Meriden – Dates to be scheduled
- Executing a regional Cash Mob program to support local retailers – (Madison, Guilford, Bethany, Wallingford and East Haven held) and we are outreaching to Milford for October.
- Working with the Town of Bethany on redeveloping a parcel of State owned property
- Assisting the Town of North Haven to identify potential business to locate in the recently closed Otis Spunkmayer facility on Universal Drive
- Business outreach meetings in Meriden, Guilford, Branford, Wallingford, West Haven, North Haven, New Haven and Madison

Marketing

- Sarah Washburn started September 4 as our Tourism Sales Representative replacing Tangier Pritchett
- Collaborated with Quinnipiac University on a bid for the 2014 NCAA Women's Frozen Four
- August Media Hits:
 - NBC30 - Cash Mob at Sweet Cioccolata
- August Media Inquiries:

- AAA Horizons/Freelance
- Travel With Kal WMRD 1150 AM 1420 WLIS
- msn.com
- Smart College Visit
- Media Ventures
- Treasures Decoded
- Metro-North Railroad
- Walking Tours of New Haven
- SportsEvent Magazine
- Boston Globe
- Sports Events Magazine-Covey Communications Co.
- Hosted Jo Thomas, PR Relations Specialist with Discover New England and 4 United Kingdom Travel Writers the weekend of 6/23 and 6/24
- Hosted travel writer Sylvia Nause-Meier from Germany on 8/27
- Hosted travel planners Albert Jennings and Kathrin Bern of Germany on 8/21
- Hosting Radio Lynx Video Shoot for Discover New England promotion – 9/28
- Legislative Luncheon at the New Haven Open to promote arts, culture and tourism in the region
- Released the 2012-13 version of the downtown and regional maps
- Providing 20 boxes (1600+) of 2012-13 Greater New Haven Cultural & Visitor Guides for distribution at the Big E
- REX Development website transfer completed – being updated
- Newsletters, calendar, website update and social media updates – on-going

Revenue Development

- Continuing to explore additional long term funding models
- Continue meeting with potential REX funders

I-95 NEW HAVEN HARBOR CROSSING CORRIDOR IMPROVEMENT PROGRAM

NEW HAVEN - EAST HAVEN - BRANFORD, CT
STATE PROJECT NO. 92-505



Record of Decision Transit and Transportation System Management (TSM) Components

Summary Report: January 2011 – December 2011

Prepared For:



Connecticut Department of
Transportation
2800 Berlin Turnpike
Newington, Connecticut 06111

Submitted By:

**PARSONS
BRINCKERHOFF**

Parsons Brinckerhoff
148 Eastern Boulevard
Suite 2001
Glastonbury, CT 06033

September 1, 2012

I-95 NEW HAVEN HARBOR CROSSING CORRIDOR IMPROVEMENT PROGRAM

NEW HAVEN – EAST HAVEN – BRANFORD, CT



Record of Decision Transit and Transportation System Management (TSM) Components

Summary Report: January 2011 – December 2011

The I-95 New Haven Harbor Crossing (NHHC) Corridor Improvement Program is one of Connecticut's largest multi-modal transportation improvement initiatives. The program includes operational, safety and capacity improvements to over 7 miles of Interstate 95, including a new signature bridge over New Haven Harbor. In addition to new and upgraded Shore Line East commuter rail stations, there are numerous Transit and Transportation System Management (TSM) components included as part of the program.

This report summarizes the current status of the implementation of the Transit and TSM components.

The August, 1999 report entitled: Federal Highway Administration Record of Decision for Interstate 95 New Haven Harbor Crossing Pearl Harbor Memorial Bridge (Q-Bridge), commonly known as the "ROD", documents the Transit and TSM components under Section 1.2 (pp. 3-4). The components are as follows:

- . *Shore Line East*
- . *Bus Service*
- . *Commuter Rail Station at State Street*
- . *Improved Transit Marketing*
- . *Improved Access to Transit Information*
- . *Carpool Marketing*
- . *Public and Private Carpool Matching*
- . *Optimized Flextime*
- . *Voluntary Rideshare (HOV) Preferential Parking*
- . *Insurance Breaks (\$40) for Rideshare (HOV)/Transit*
- . *Guaranteed Ride Home*

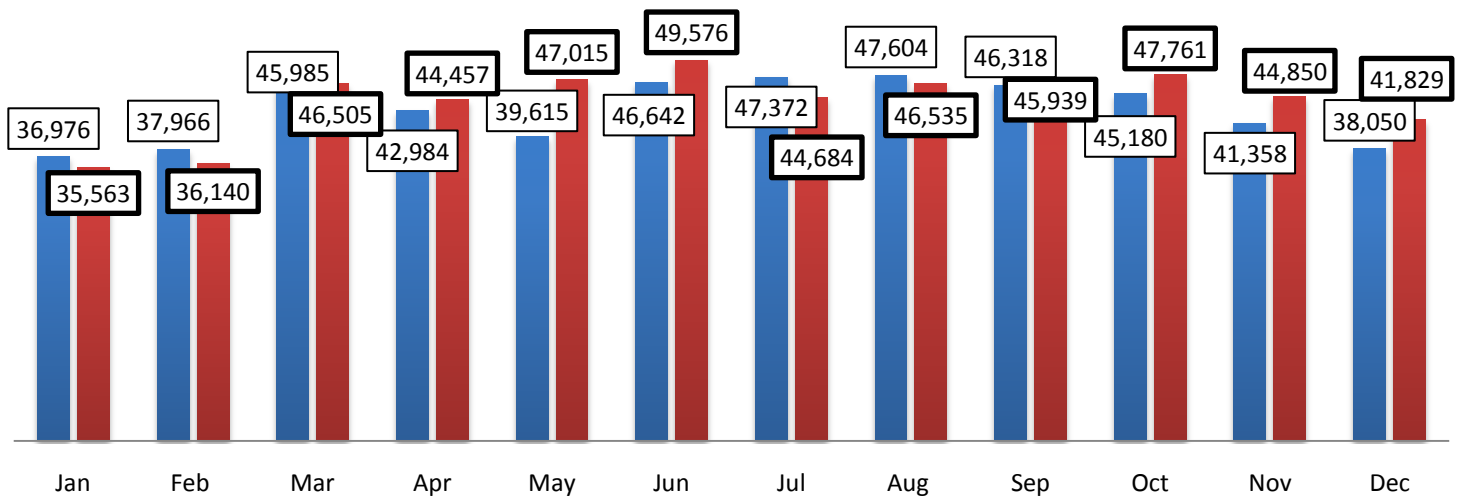


ROD Requirement: Shore Line East

Continue to provide Shore Line East rail passenger service between New Haven and New London. Service levels in operation at the time of the start of construction will be continued. Ridership and service frequencies will be monitored regularly to determine the need for service modifications.

Shore Line East Total # of Riders by Month for Weekday Service

■ Total # of Riders Weekday by Month 2010 ■ Total # of Riders Weekday by Month 2011



	January		February		March		April		May		June	
Year	2010	2011	2010	2011	2010	2011	2010	2011	2010	2011	2010	2011
Days of Service	21	20	20	19	23	23	22	21	21	21	22	22
Total Riders	36,976	35,563	37,966	36,140	45,985	46,505	42,984	44,457	39,615	47,015	46,642	49,576
Difference	-3.8%		-4.8%		1.1%		3.4%		18.7%		6.3%	

	July		August		September		October		November		December	
Year	2010	2011	2010	2011	2010	2011	2010	2011	2010	2011	2010	2011
Days of Service	22	20	22	22	22	21	21	21	22	20	23	21
Total Riders	47,372	44,684	47,604	46,535	46,318	45,939	45,180	47,761	41,358	44,850	38,050	41,829
Difference	-5.7%		-2.2%		-0.8%		5.7%		8.4%		9.9%	

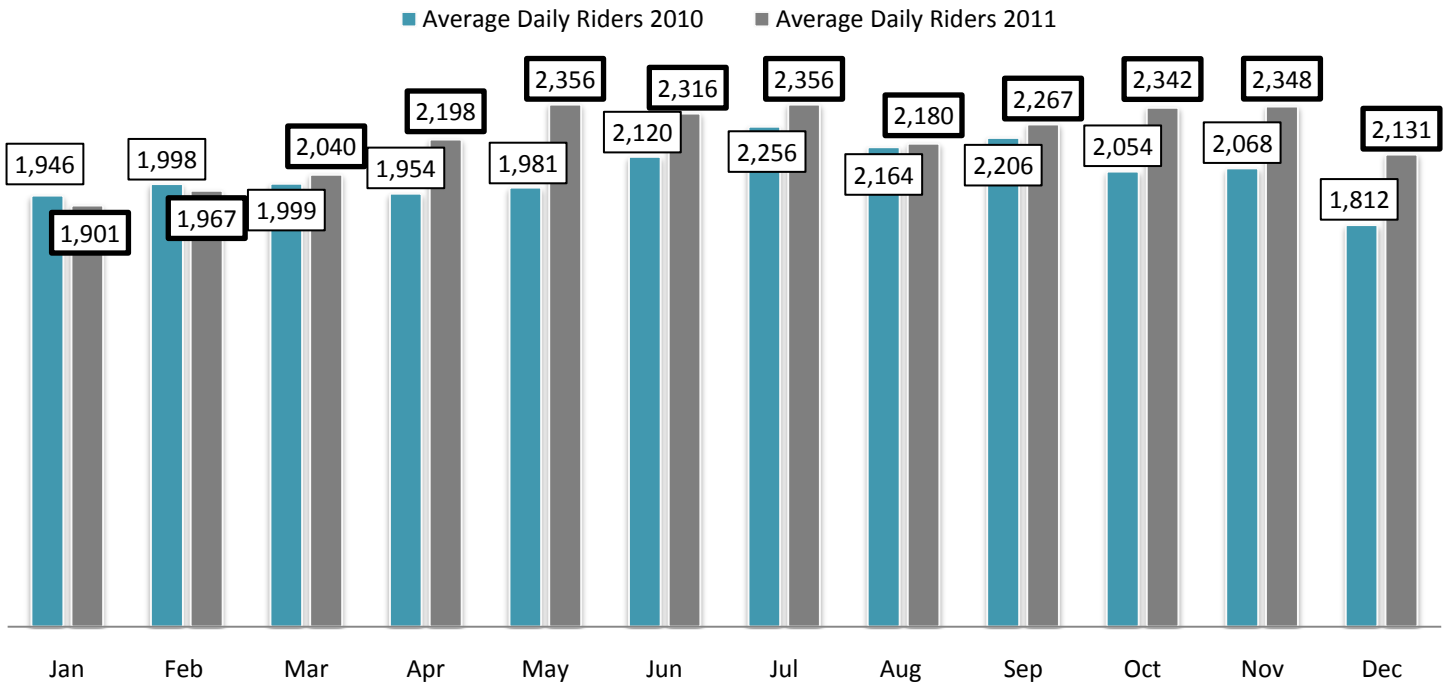
	Jan-Dec Totals	
Year	2010	2011
Days of Service	261	251
Total Riders	516,050	530,854
Difference	2.9%	



ROD Requirement: Shore Line East

Continue to provide Shore Line East rail passenger service between New Haven and New London. Service levels in operation at the time of the start of construction will be continued. Ridership and service frequencies will be monitored regularly to determine the need for service modifications.

Shore Line East Weekday Service Average Daily Riders



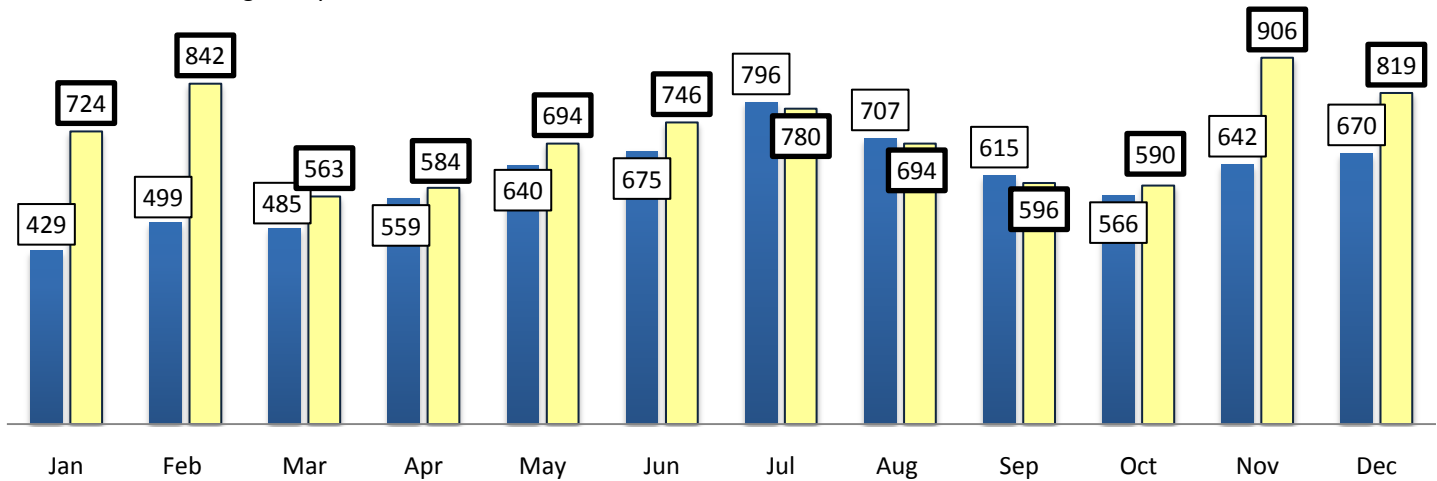
ROD Requirement: Shore Line East

Continue to provide Shore Line East rail passenger service between New Haven and New London. Service levels in operation at the time of the start of construction will be continued. Ridership and service frequencies will be monitored regularly to determine the need for service modifications.

Shore Line East Weekend & Holiday Service Average Daily Riders

■ 2010 Average Daily Riders

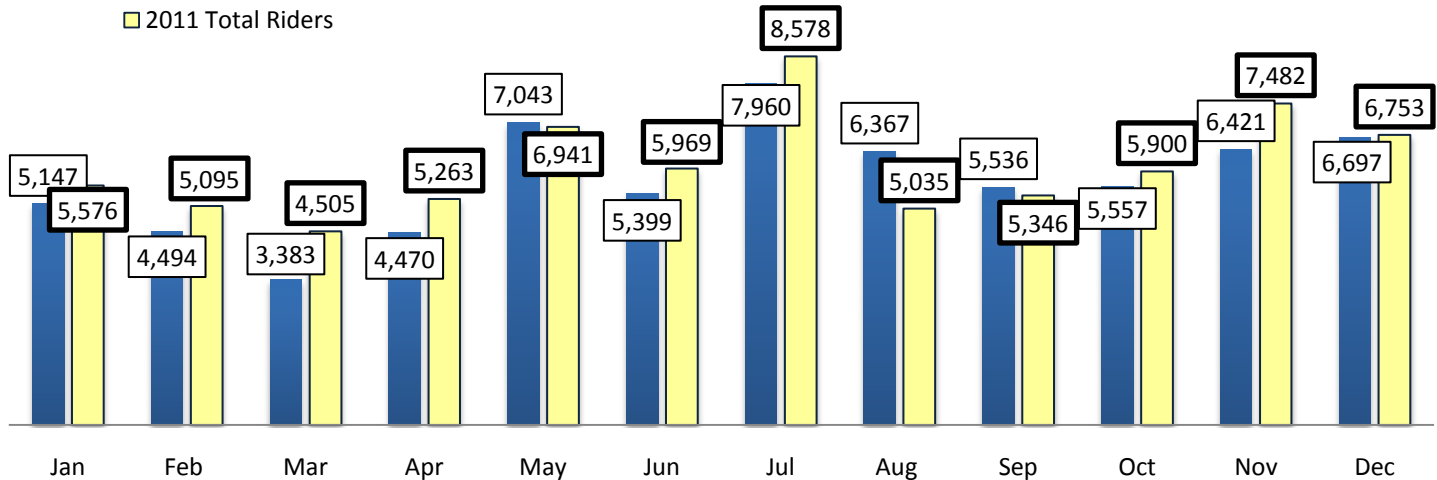
■ 2011 Average Daily Riders



Shore Line East Weekend & Holiday Service Monthly Total Riders

■ 2010 Total Riders

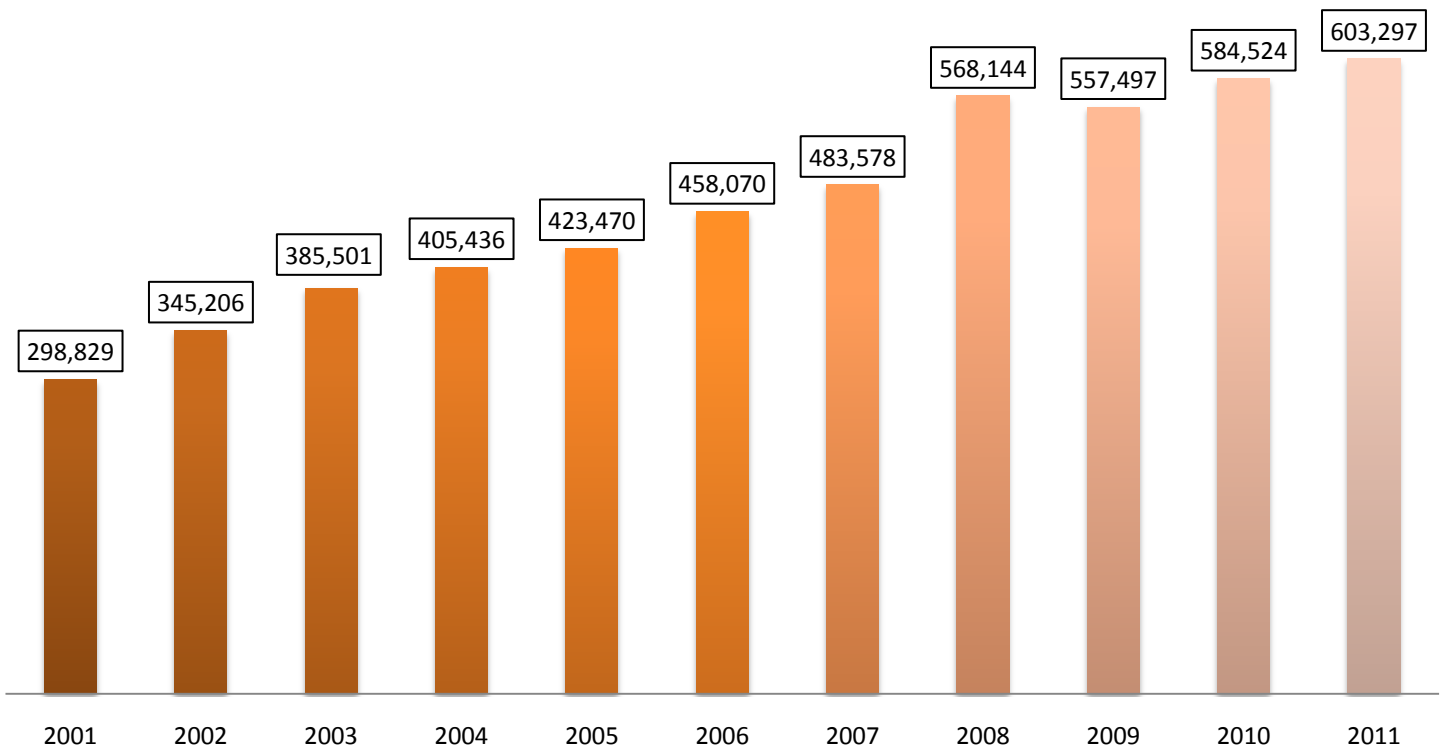
■ 2011 Total Riders



ROD Requirement: Shore Line East

Continue to provide Shore Line East rail passenger service between New Haven and New London. Service levels in operation at the time of the start of construction will be continued. Ridership and service frequencies will be monitored regularly to determine the need for service modifications.

Shore Line East Total # of Riders by Year



	2001	2002	2003	2004	2005	2006	2007	2008	2009	2010	2011
Total Riders	298,829	345,206	385,501	405,436	423,470	458,070	483,578	568,144	557,497	584,524	603,297
Difference		15.5%	11.7%	5.2%	4.4%	8.2%	5.6%	17.5%	-1.9%	4.8%	3.2%

An additional 136 SLE passengers took the bus from Union Station eastbound in Summer of 2010 due to track construction.

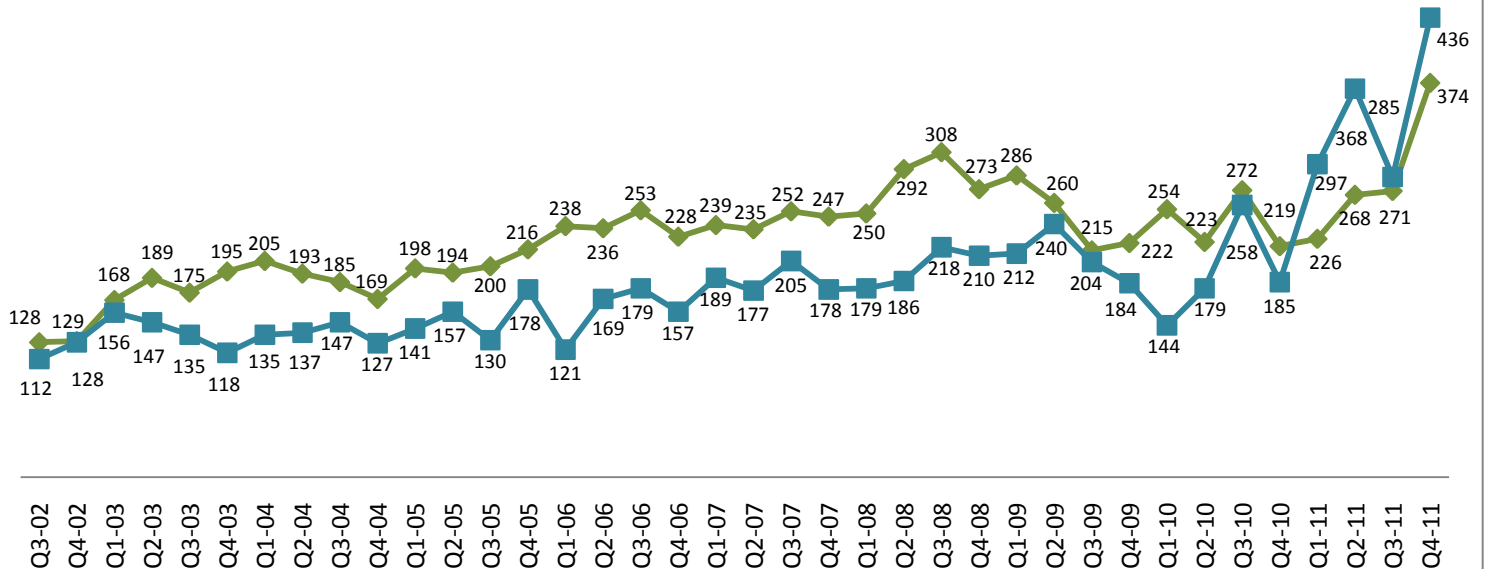
ROD Requirement: Commuter Rail Station at State Street - CONSTRUCTION COMPLETED

Construct a new commuter rail passenger station stop on State Street, between Court and Chapel Streets in New Haven. This station will serve rail commuters who desire more direct access to downtown New Haven. The new State Street station stop would be in addition to stops currently served by the Shore Line East commuter rail service (New Haven to New London).

RIDERSHIP WILL CONTINUE TO BE MONITORED.

State Street Commuter Rail Station Shore Line East Average Daily Riders (Quarterly Averages)

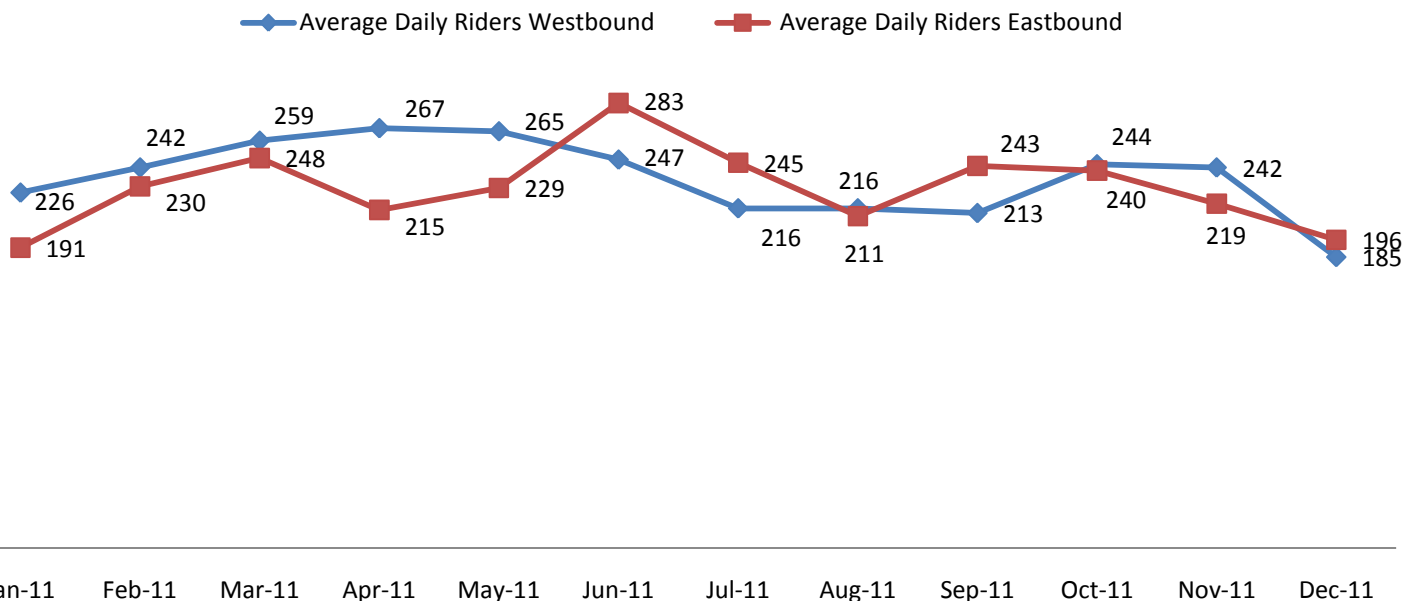
— Quarterly Average Westbound — Quarterly Average Eastbound



ROD Requirement: Commuter Rail Station at State Street - CONSTRUCTION COMPLETED

Construct a new commuter rail passenger station stop on State Street, between Court and Chapel Streets in New Haven. This station will serve rail commuters who desire more direct access to downtown New Haven. The new State Street station stop would be in addition to stops currently served by the Shore Line East commuter rail service (New Haven to New London). **RIDERSHIP WILL CONTINUE TO BE MONITORED.**

State Street Commuter Railroad Station Shore Line East Average Daily Riders (January 2011 - December 2011)



Commuter Connection buses pick up at State Street in the morning.

Commuter Connection buses drop off at Union Station in the afternoon/evening.

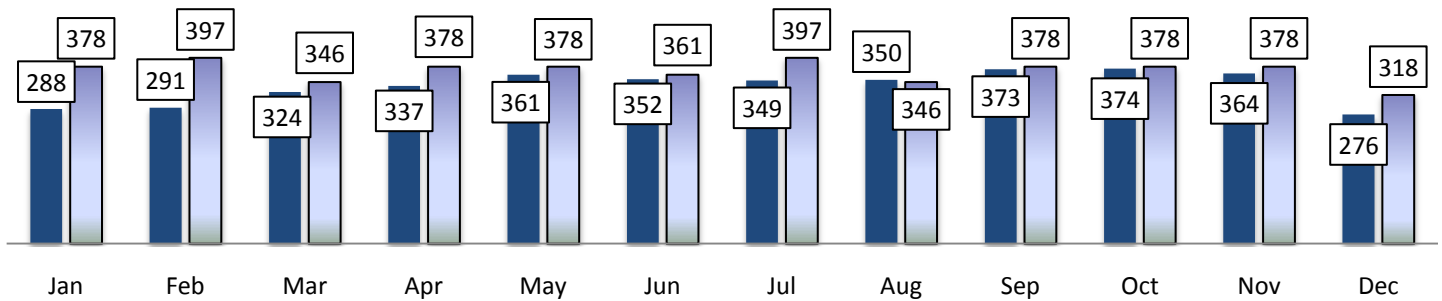
The Union Station Shuttle, which started in December 2010, is a free weekday service connecting rail passengers using Union Station to additional off-site parking locations, including the Temple Street Garage and the parking lot at the former Coliseum site. All shuttle trips extend to the New Haven Green, creating easy connections to all other CTTRANSIT local bus routes in New Haven. The Union Station Shuttle runs continuously every 20 minutes, from 6:05 AM until 10:15 PM, Monday through Friday.

ROD Requirement: Bus Service

Continue to provide bus service between Branford and New Haven via the Tomlinson (Route 1) Bridge at service levels in operation at the time of the start of construction. This will include service on Connecticut Transit Routes F & G. Ridership and service frequencies will be monitored regularly to determine the need for service modifications.

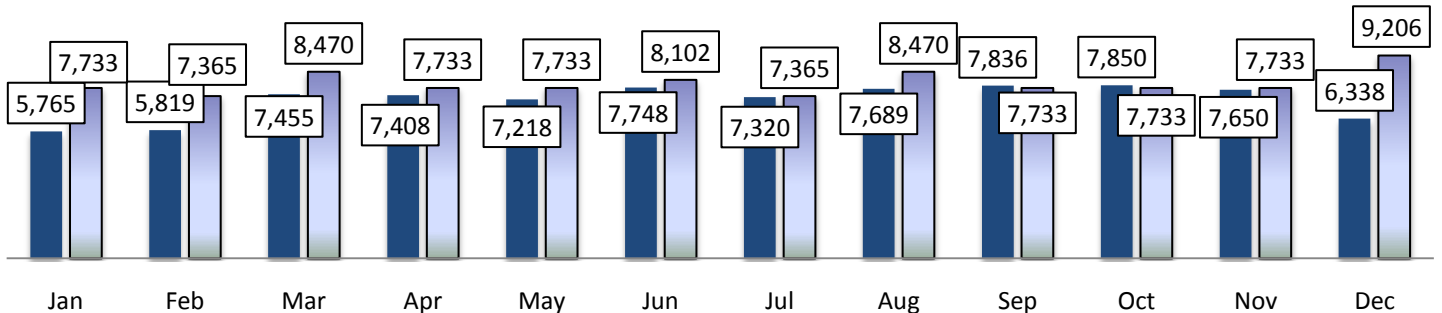
■ 2010 ■ 2011

DATTCO "S" Route Average Daily Riders



■ 2010 ■ 2011

DATTCO "S" Route Monthly Ridership



	January		February		March		April		May		June	
Year	2010	2011	2010	2011	2010	2011	2010	2011	2010	2011	2010	2011
Days of Service	20	21	20	20	23	23	22	21	20	21	22	22
Total Riders	5,765	7,733	5,819	7,365	7,455	8,470	7,408	7,733	7,218	7,733	7,748	8,102

	July		August		September		October		November		December	
Year	2010	2011	2010	2011	2010	2011	2010	2011	2010	2011	2010	2011
Days of Service	21	20	22	23	21	21	21	21	21	21	23	25
Total Riders	7,320	7,365	7,689	8,470	7,836	7,733	7,850	7,733	7,650	7,733	6,338	9,206

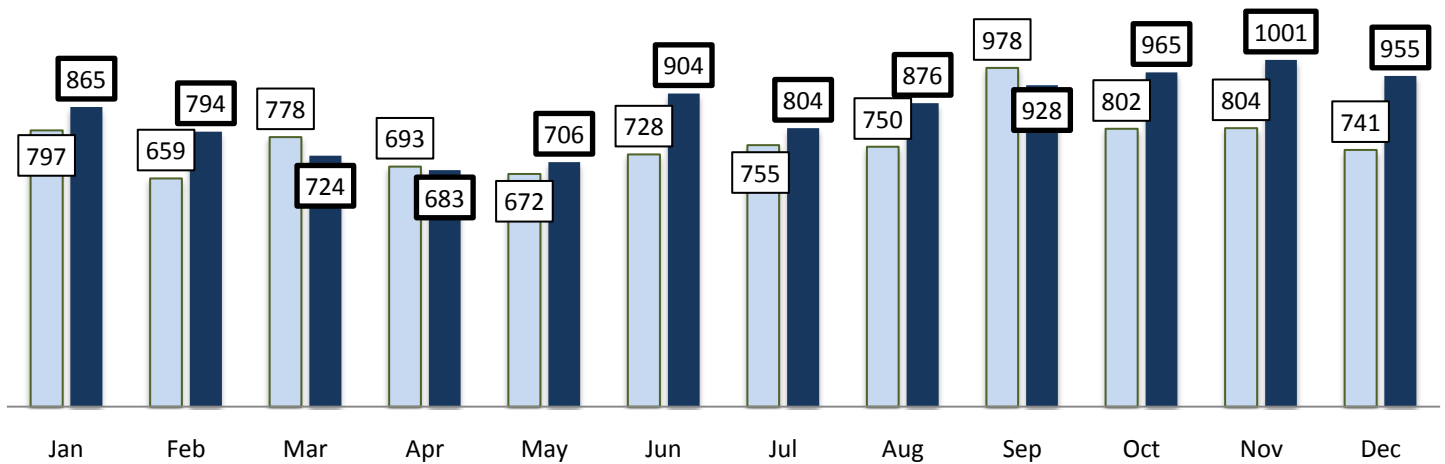
	2010	2011
Total Days of Service	256	259
Total Riders	86,096	95,377

ROD Requirement: Bus Service

Continue to provide bus service between Branford and New Haven via the Tomlinson (Route 1) Bridge at service levels in operation at the time of the start of construction. This will include service on Connecticut Transit Routes F & G. Ridership and service frequencies will be monitored regularly to determine the need for service modifications.

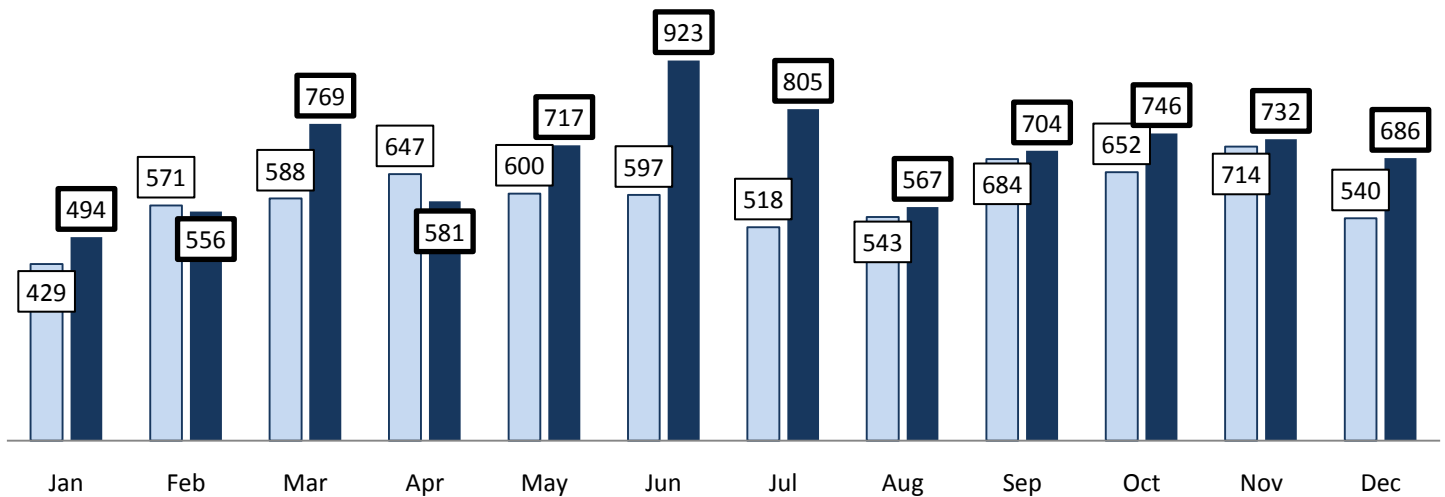
CTTransit F Line Total Riders (2nd Tuesday of Month)

2010 2011



CTTransit G Line Total Riders (2nd Tuesday of Month)

2010 2011



ROD Requirement: Improved Transit and Carpool/Vanpool Marketing

Marketing measures can include direct mail, newspaper advertisements and television spots and more frequent distribution of improved schedules.

ROD Requirement: Improved Access to Transit Information

Up-to-date schedules will be maintained at each transit stop and the transit information telephone line will be improved to minimize "busy" signals.

Distribution of Schedules	Distribution of I-95 Brochures	I-95 Webletters	Public Information Presentations
*Total # of Schedules Distributed: 1,800	Total # of New Brochures: 1,500	Total # of Announcements Sent: 87,264	Total # of Presentations: 41
		**Total # of Emails Sent: 87,275	Total # of Attendees: 1,100

* The total number of schedules distributed last for 2010 was 41,037. Due to the discontinuation of Rideworks, the total number of schedules distributed for 2011 is significantly lower as a result of unavailable data between January and September.

**The total number of emails sent include the number of announcements

Van Service

# of Vans in Corridor	# of Vanpool Riders in Corridor	# of Vanpool Seats Available in Existing Vans
9	70	10
* Additional vans are available as needed.		

ROD Requirement: Improved Transit and Carpool/Vanpool Marketing - Continued

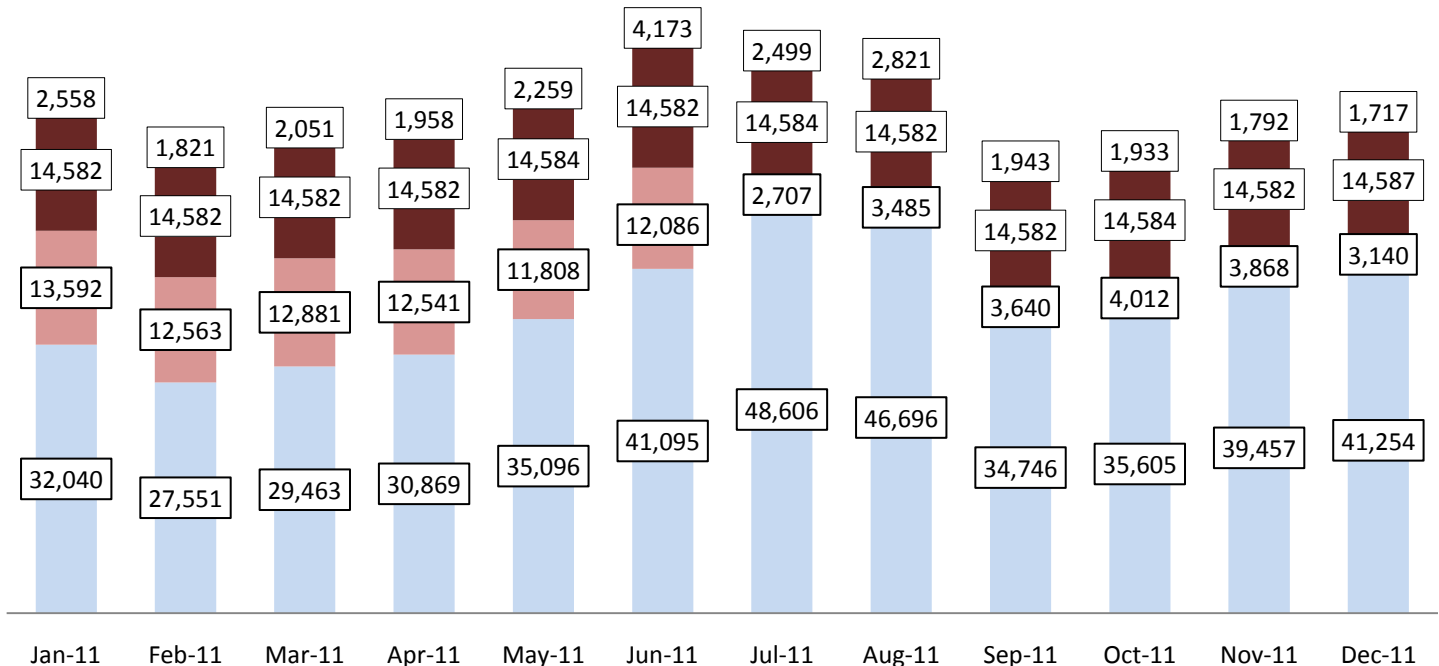
Marketing measures can include direct mail, newspaper advertisements and television spots and more frequent distribution of improved schedules.

ROD Requirement: Improved Access to Transit Information

Up-to-date schedules will be maintained at each transit stop and the transit information telephone line will be improved to minimize "busy" signals.

Website Visits January - December 2011

Shore Line East CTRides CTTransit I-95 NHHCCI Program



Website	Jan	Feb	Mar	Apr	May	Jun	Jul	Aug	Sep	Oct	Nov	Dec
Shore Line East	32,040	27,551	29,463	30,869	35,096	41,095	48,606	46,696	34,746	35,605	39,457	41,254
CT Rides*	13,592	12,563	12,881	12,541	11,808	12,086	2,707	3,485	3,640	4,012	3,868	3,140
CTTransit	14,582	14,582	14,582	14,582	14,584	14,582	14,584	14,582	14,582	14,584	14,582	14,587
1-95 NHHCCI	2,558	1,821	2,051	1,958	2,259	4,173	2,499	2,821	1,943	1,933	1,792	1,717
Monthly Totals	62,772	56,517	58,977	59,950	63,747	71,936	68,396	67,584	54,911	56,134	59,699	60,698

*Please note that CT Rides website visits dropped in July due to the end of a marketing push in June. Historically numbers were high when advertisements were made on television, radio, and online.

Total Yearly Website Visits: 741,321

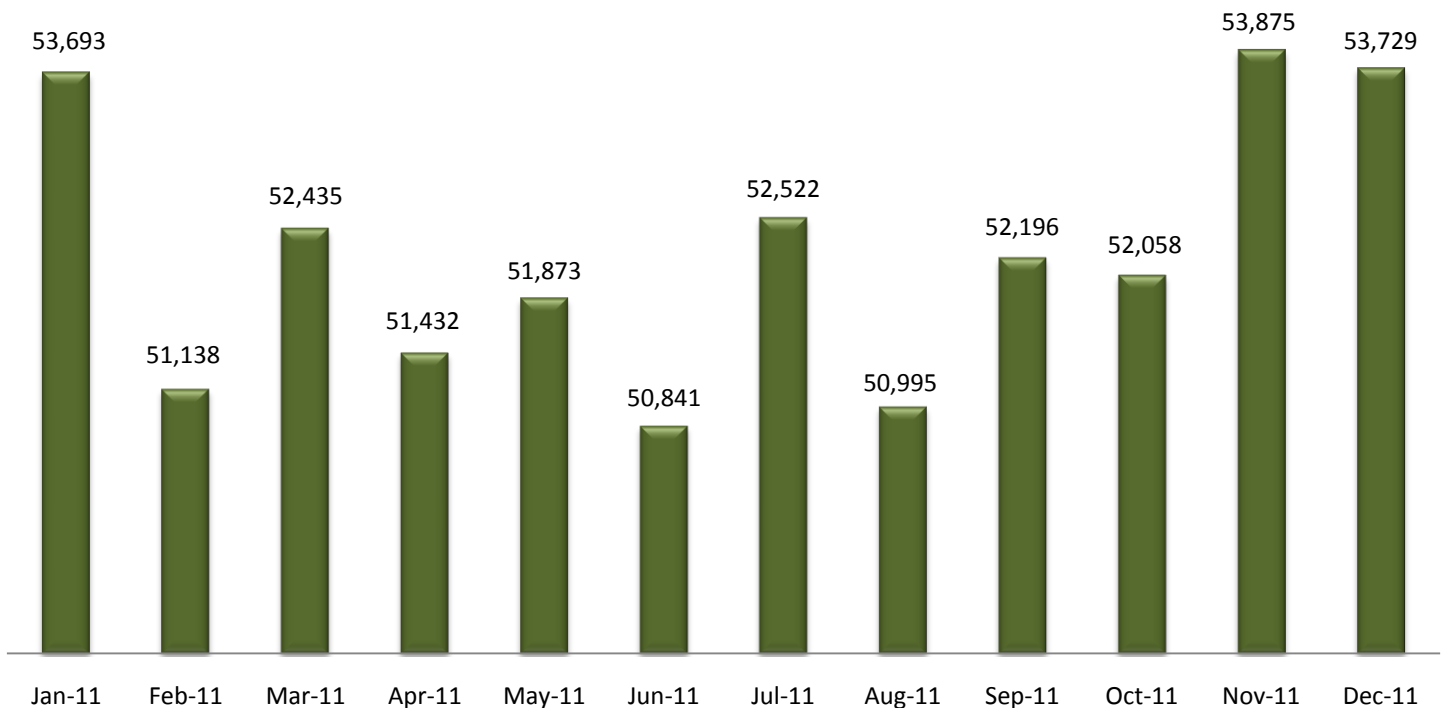
ROD Requirement: Improved Transit and Carpool/Vanpool Marketing - Continued

Marketing measures can include direct mail, newspaper advertisements and television spots and more frequent distribution of improved schedules.

ROD Requirement: Improved Access to Transit Information

Up-to-date schedules will be maintained at each transit stop and the transit information telephone line will be improved to minimize "busy" signals.

Phone Calls January - December 2011



Phone Calls	Jan	Feb	Mar	Apr	May	Jun	Jul	Aug	Sep	Oct	Nov	Dec
Shore Line East*	0	0	0	0	0	0	0	0	0	789	792	752
CT Rides*	0	0	0	0	0	0	725	73	430	292	2,109	1,963
CTTransit	53,693	51,138	52,435	51,432	51,873	50,841	51,797	50,922	51,766	51,766	51,766	51,766
I-95 NHHCCIP*	0	0	0	0	0	0	0	0	0	0	0	0
Monthly Totals	53,693	51,138	52,435	51,432	51,873	50,841	52,522	50,995	52,196	52,058	53,875	53,729

*Due to reporting issues and the discontinuation of Rideworks, CT Rides Data Not Available for January and February, SLE Data unavailable between January and October, and the I-95 NHHCCIP hotline was discontinued.

Total Yearly Phone Calls: 626,786

ROD Requirement: Optimized Flextime

Employers in the region will be approached by ConnDOT or its representative (e.g., rideshare brokerage firm) with a marketing information program about the employer voluntarily providing flextime work schedules. Ongoing or periodic reviews and surveys will be made to ascertain the level of participation; adjustments to the program will be made to concentrate on the most productive types of employees.

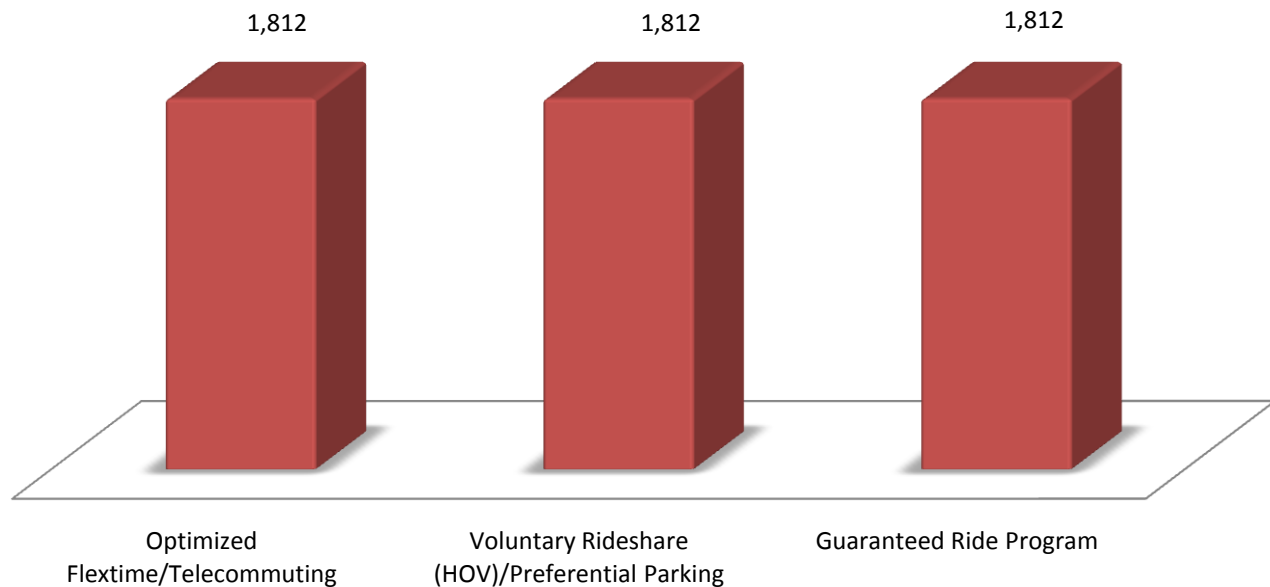
ROD Requirement: Voluntary Rideshare (HOV) Preferential Parking

Employers in the region will be approached by ConnDOT or its representative (e.g., rideshare brokerage firm) with a marketing information program about the employer voluntarily providing preferential parking for rideshare (HOV) participants. Ongoing or periodic reviews and surveys will be made to ascertain the level of participation; adjustments to the program will be made to concentrate on the most productive types of employees.

ROD Requirement: Guaranteed Ride Home

Employers in the region will be approached by ConnDOT or its representative (e.g., rideshare brokerage firm) to set up a program in which the employer would voluntarily provide for documented rideshare (HOV/transit) riders taxi or equivalent service to the home from the workplace in the event of certain unusual or emergency conditions comprising up to one percent

***Total Employers Contacted January 2011 - December 2011**



*Employers were contacted and presented with a marketing information program for all options.

In addition to 1812 the phone calls, 176 meetings were held with employers.



ROD Requirement: Insurance Breaks (\$40) for Rideshare (HOV)/Transit

All insurance providers serving the region will be approached by ConnDOT or its representative to set up a program in which the insurance company would voluntarily provide an annual rebate to auto insurance policy holders who could document regular transit or HOV use.

THIS COMMITMENT HAS BEEN FULFILLED

# of Insurance Companies Contacted*	467 Companies were contacted between June 2002 and December 2002
-------------------------------------	--

* Insurance companies licensed to write auto insurance policies in the state.

