



SOUTH CENTRAL REGIONAL COUNCIL OF GOVERNMENTS

Bethany Branford East Haven Guilford Hamden Madison Meriden Milford
New Haven North Branford North Haven Orange Wallingford West Haven Woodbridge

Carl J. Amento, Executive Director

SCRCOG MEETING NOTICE & AGENDA

October 26, 2016 – 10:00 A.M.

**Location: 127 Washington Avenue, 4th Floor West
North Haven, CT 06473**

Full agenda materials can be found at our website – www.scrkog.org

1. Call to Order and Introductions – *Mayor Benjamin Blake, Chairman*
2. **Presentation: CCM's State-Local Partnership Panel Initiative**–*Joseph DeLong, President, Conference of CT Municipalities*
3. **Presentation: New Partnership Products to Improve Local Economies without Political Acrimony**,
Charles Patton, Senior Policy Analyst, Partnership for Strong Communities
4. Adoption of 9/28/16 SCRCOG Minutes – *First Selectman Joseph Mazza, Secretary* Pages 2-4
5. Treasurer's Report for month ending 9/30/16 – *First Selectman James Cosgrove, Treasurer* Pages 5,6
6. Transportation Committee Report – *Mayor William Dickinson, Chairman* Pages 7-18
 - a. Adopt Resolution to approve 2015-2018 TIP Amendment Nineteen Pages 13, 14
 - b. Ozone Air Quality Conformity Resolution Pages 15, 16
 - c. PM 2.5 Air Quality Conformity Resolution Pages 17, 18
7. Appointment of Rebecca Andreucci as SCRCOG Representative to CT Resource & Development Area Inc. Council Page 19
8. Congressional Reports – *Louis Mangini, Aide to U.S. Representative Rosa DeLauro; Evan Johnson, Aide to Senator Christopher Murphy; Ellen Graham, Aide to Senator Richard Blumenthal*
9. State Legislative Report – *Michael Muszynski, Advocacy Manager, CCM*
10. SCRCOG Executive Director's Report – *Carl Amento, Executive Director*
11. Grant Opportunities and Upcoming Events – *Carl Amento, Executive Director* Pages 20-29
12. REX Development Report – *Ginny Kozlowski, Executive Director, REX Development* Pages 30-32
 - a. 2016 Update of the CEDS Attached
13. DESPP/ DEMHS Report – *John B. Field, Jr., Region 2 Coordinator*
14. Regional Cooperation/Other Business
15. Report on Shoreline Greenway Trail, *Judy Miller (Branford), Chairwoman*
16. Adjournment

The agenda and attachments for this meeting are available on our website at www.scrkog.org. Please contact SCRCOG at (203) 234-7555 for a copy of agenda in a language other than English. Auxiliary aids/services and limited English proficiency translators will be provided with two week's notice.

La Agenda y Adjuntos para esta reunión están disponibles en nuestro sitio web en www.scrkog.org. Favor en contactar con SCRCOG al (203) 234-7555 para obtener una copia de la Agenda en un idioma distinto al Inglés. Ayudas/servicios auxiliares e intérpretes para personas de Dominio Limitado del Inglés serán proporcionados con dos semanas de aviso

127 Washington Avenue, 4th Floor West, North Haven, CT 06473

www.scrkog.org T (203) 234-7555 F (203) 234-9850 camento@scrkog.org



SOUTH CENTRAL REGIONAL COUNCIL OF GOVERNMENTS
Planning for Our Region's Future

Bethany Branford East Haven Guilford Hamden Madison Meriden Milford
New Haven North Branford North Haven Orange Wallingford West Haven Woodbridge

Carl J. Amento, Executive Director

TO: *SCRCOG Board*
FROM: **First Selectman Joseph Mazza, Secretary**
DATE: **October 20, 2016**
SUBJECT: **SCRCOG Minutes of September 28, 2016**

Present:

Bethany	First Selectwoman Derrylyn Gorski
Branford	First Selectman James Cosgrove - <i>Treasurer</i>
East Haven	Mayor Joseph Maturo
Guilford	Karen Quercia, <i>proxy for First Selectman Joseph Mazza - Secretary</i>
Madison	First Selectman Thomas Banisch
Meriden	Gary Scaife, <i>proxy for Mayor Kevin Scarpati</i>
Milford	Mayor Benjamin Blake - <i>Chairman</i>
New Haven	Mayor Toni Harp - <i>Vice Chairman</i>
North Branford	Michael Paulhus, <i>proxy for Mayor Michael Doody</i>
North Haven	First Selectman Michael Freda - <i>Immediate Past Chair</i>
Wallingford	Mayor William Dickinson
Woodbridge	First Selectwoman Ellen Scalettar

SCRCOG Staff Carl Amento – *Executive Director*, Albert Ruggiero, Stephen Dudley, Eugene Livshits,
Christopher Rappa, Rebecca Andreucci

Guests: Commissioner James Redeker, Ryan Dolan, Edgar Wynkoop, and Steve Giannetti, *CT Department of Transportation*; Charles Goodwin and Tony Bialecki, *UIL Holdings Corp*; Mary Ann Bigelow, *Greater New Haven Transit District*; Ginny Kozlowski and Barbara Malmberg, *REX Development*; Ron Thomas, CCM; Jean Dyer and Ted Norris, RWA

1. **Call to order and Introductions**

Chairman Benjamin Blake called the meeting to order at 10:10 a.m. All present introduced themselves.

2. **Presentation: Let's GO CT! (A 30-year vision for investment in CT's transportation system)**

James Redeker, Commissioner of the CT Department of Transportation, reviewed the Department's long-term vision.

3. **Presentation: UI Request for Distribution Rate Adjustment**

Charles Goodwin, Director, Regulatory and Tariffs, UIL Holdings Corp reviewed UI's request, pending before PURA, for a distribution rate increase.

4. **Adoption of August 24, 2016 SCRCOG meeting minutes**

First Selectman Mazza presented the Minutes of the SCRCOG meeting of August 24, 2016 which were included in the agenda packet at pages 2-4. He moved for their approval. First Selectwoman Gorski seconded the Motion, which was approved with all in favor.

5. **Treasurer's Report for month ending August 31, 2016**
First Selectman Cosgrove presented the Treasurer's Report for the month ending August 31, 2016, which was included in the agenda packet at pages 5 and 6. Cash and Investments totaled \$336,179, with \$367,161 due from CTDOT. Expenses were in order for the month. First Selectman Cosgrove moved for acceptance of the Treasurer's Report. First Selectman Banisch seconded the motion, which passed unanimously.
6. **Adoption of Resolution Authorizing the Executive Director to Execute a State of Connecticut Notice of Grant Award in the Amount of \$360,487.69 for the 2017 Regional Services Grant**
The Regional Services Grant (RSG) is the state grant from OPM formerly known as the State Grant-In-Aid (SGIA). First Selectman Banisch moved to adopt the resolution found in the agenda packet at pages 7-17. First Selectman Cosgrove seconded. The motion passed unanimously.
7. **Congressional Report**
Evan Johnson from Senator Murphy's Office indicated that a continuing resolution extending the federal budget through mid-December was likely to be approved this week. The federal Assistance to Firefighters Grant (AFG) is accepting applications.
8. **State Legislative Report**
Ron Thomas from CCM reported on the attempts by two telecommunication companies, Mobilitie (owned by Sprint) and Verizon to site cell towers on public rights of way as utilities, without permits or approval by the State Siting Council, but only with the approval of PURA. He reported that an informational hearing has been scheduled with PURA. CCM will attend and report to SCRCOG members. The state Department of Public Health is proposing to consolidate the 73 health districts in CT to 8 districts based upon county lines. CCM has launched a state-local partnership to explore ways to increase municipal revenues and decrease municipal expenses. CCM will report on the initiative at a future SCRCOG meeting. CCM has scheduled the annual B.E.S.T. Summit for Monday, November 14th, followed by the CCM Annual Conference on Tuesday, November 15th, both taking place at the Foxwood Casino Resort.
9. **SCRCOG Executive Director's Report**
Executive Director Amento noted that the U.S. DOT Notice of Proposed Rulemaking for Metropolitan Planning Organization Coordination had opened up a 30-day window of time until October 24th to receive further comments on the proposed rule. SCRCOG submitted agency comments, and joined in state COG and New-York-CT- New Jersey comments during the previous comment period.
10. **Grant Opportunities and Upcoming Events**
Executive Director Amento reviewed the Grant Opportunities and Upcoming Events contained on Pages 18-36 of the agenda packet, as well as handouts regarding additional grant opportunities and upcoming events.
11. **REX Development Report**
Ginny Kozlowski, Executive Director of REX Development, reviewed her report which is found at Pages 37-39 of the agenda packet. In addition, she noted that Aer Lingus direct flights to Europe from Bradley have begun. REX was recently awarded a \$70,000 grant from EDA for CEDS work.
12. **DESPP/ DEMHS Report**
John Field was not in attendance. His written report was distributed.
13. **Regional Cooperation/Other Business**
Mayor Dickinson noted the importance of the recent court decision on K-12 public school financing.
14. **Presentation (For municipalities in RWA Service Area); RWA's hiTechFOCUS Project-**
Jean Dyer and Ted Norris of RWA reviewed the utility's roll-out of their new automated metering system

15. **Adjournment -**

Mayor Maturo moved to adjourn, First Selectman Mazza seconded. Mayor Blake adjourned the meeting at noon.

Respectfully submitted,

First Selectman Joseph Mazza, Secretary

Balance Sheet

Tuesday, October 18, 2016

So. Central Regional Council of Governments

As of 9/30/2016

Balance

Assets

First Niagara Bank - Checking Account	137,494.20
State of CT - Short-Term Investment Fund	156,347.65
Start Community Bank	101,224.19
CT Department of Transportation - FY 16	172,131.30
National Fish & Wildlife - FY 16	296,633.09
Prepaid Expense	38,241.72
CT Department of Transportation - FY 17	162,168.21
CT Office of Policy and Management	130,199.33
National Fish & Wildlife - FY 17	1,706.75
Furniture & Equipment	39,880.24
Total Assets	1,236,026.68

Liabilities

Municipal - Deferred Revenue	111,900.57
Deferred Revenue - OPM	122,203.04
Deferred Revenue - LOTCIP	224,568.51
Total Liabilities	458,672.12

Fund Balance

Fund Balance	739,954.32
Amount for Accrued Leave	10,578.76
Investment in Equipment	39,880.24
Change in Fund Balance	(13,058.76)
Total Fund Balance	777,354.56
Total Liabilities and Fund Balance	1,236,026.68

Statement of Resources and Expenditures

Tuesday, October 18, 2016

So. Central Regional Council of Governments

As of 9/30/2016

	Current	Year-to-Date
Resources		
Municipal - Revenue	9,685.01	22,399.43
CT OPM - Regional Planning	23,561.81	182,770.34
CT OPM - RPI Grant, GIS Project	66,133.41	83,533.41
CTDOT - Transportation Planning	70,093.12	157,587.03
CTDOT - LOTCIP		140.65
CTDOT - Mobility Manager	4,145.76	4,581.18
National Fish & Wildlife Grant	1,706.75	1,706.75
Interest - Revenue	60.96	181.77
Total Resources	175,386.82	452,900.56
Direct Expenses		
Transportation Planning Consultants	25,168.45	33,168.45
Land-Use Planning Consultants	65,550.00	81,300.00
Other Consultants		121,141.00
Travel	488.24	1,777.04
Data Processing		2,857.08
Subscriptions and Books		1,244.00
Meeting Expenses and Advertising	690.23	1,982.66
Miscellaneous	583.41	583.41
Total Direct Expenses	92,480.33	244,053.64
Revenue Less Direct Expenses	82,906.49	208,846.92
Direct Labor		
Direct Labor - Employees	34,757.42	90,203.80
Total Direct Labor	34,757.42	90,203.80
Revenue Less Direct Labor	48,149.07	118,643.12
Overhead		
Indirect Labor - Employees	15,704.03	43,414.60
Employee Benefits	20,632.90	48,308.13
Data Processing	24.00	602.00
Rent	8,769.67	26,210.16
Telephone and Internet	476.61	1,039.81
Office Supplies	62.23	736.03
Equipment Maintenance	1,226.01	3,783.06
Insurance and Professional Services	(771.00)	6,977.00
Total Overhead	46,124.45	131,070.79
Total Operating Expenses	173,362.20	465,328.23
Total Operating Profit/Loss	2,024.62	(12,427.67)

South Central Regional Council of Governments
2015-2018 TRANSPORTATION IMPROVEMENT PROGRAM
Amendment Number 19

Project	0059-0162 2012-A12-2 Shoreline Greenway Guilford
Changes	Amendment 19 moves Construction to FY17 and updates the Local funding amount
Reason	Action is necessary based on a revised schedule and to correct an error. CTDOT included STATE funding for this project in The STIP when only LOCAL funds are used for match.
Project	0059-0164 2016-A19-1 Intersection Improvements at US 1 & CT 22
Changes	Amendment 19 adds a new project
Reason	Following a request from the Towns of Branford, North Branford, and Guilford to address the congestion issues at the intersection of Routes 1 and 22, the Division of Traffic Engineering initiated an investigation into existing traffic conditions. As an alternative to a traffic signal, a modern roundabout is proposed to help alleviate peak hour congestion on Route 22 while minimizing the delay to Route 1.
Project	0092-0680 2016-A16-1 Conversion of Rte 34 Phase 2- Breakout of 92-614
Changes	Amendment 19 move Rights of Way to FY17
Reason	Action is necessary based on a revised schedule
Project	0100-0178 2014-A25-1 Replacement of Br#03120 O/ I-91
Changes	Amendment 19 reduces STPNH funds and adds STPA-BRX Funding
Reason	Action is necessary based on revised cost estimate.
Project	0173-0451 2014-A1-3 Design & Install OSTA Traffic Signals in Dist 3
Changes	Amendment 19 moves Final Design and, Rights of Way to FY17 and Construction to FY18 and increases funding
Reason	Action is necessary based on a revised schedule Construction phase funding increased based on latest cost estimate

South Central Regional Council of Governments
FFY2015-FFY2018 Transportation Improvement Program
Amendment 19

State Project #0059-0162

SCRCOG # 2012-A12-2

Municipality Guilford

Proposed

Project Nam Shoreline Greenw ay Guilford

Description Project is for design and construction of a 5,000 ft trail in Guilford to run along side Route 1 from the Madison border to the intersection w ith Route 146

Current TIP Funding (In Thousands)

<i>Funding</i>	<i>Phase</i>	<i>Prior</i>	<i>2015</i>	<i>2016</i>	<i>2017</i>	<i>2018</i>	<i>FYI</i>
HPP	CON	Federal		484			
		Local		326			
Total Cost	\$810		0	810	0	0	0

Proposed TIP Funding (In Thousands)

<i>Funding</i>	<i>Phase</i>	<i>Prior</i>	<i>2015</i>	<i>2016</i>	<i>2017</i>	<i>2018</i>	<i>FYI</i>
HPP	CON	Federal			484		
		Local			390		
TIP Funds	\$874		0	0	874	0	0

Amendment Notes

FY 12 TIP Amend 11 adds new Project. FY15 TIP Amend 8 moves Con to FY16. FY15 TIP Amend 19 moves CON to FY17 transfers State share to local. Increases Local by 64k.

South Central Regional Council of Governments
FFY2015-FFY2018 Transportation Improvement Program
Amendment 19

State Project #0059-0164

SCRCOG # 2016-A19-1

Municipality Guilford

Proposed

Project Nam Intersection Improvements at US 1 & CT 22

Description project to construct a modern roundabout at the intersection of US 1 and CT 22, with approaches in North Branford. Modifications include removing a bypass spur to the west and reconfiguring a driveway.

Current TIP Funding (In Thousands)

Proposed TIP Funding (In Thousands)

<i>Funding</i>	<i>Phase</i>	<i>Prior</i>	<i>2015</i>	<i>2016</i>	<i>2017</i>	<i>2018</i>	<i>FYI</i>
STPA	PD	Federal			320		
		State			80		
	FD	Federal				280	
		State				70	
STPNH	CON	Federal					1,280
		State					320
<i>TIP Funds</i>	<i>\$2,350</i>		0	0	0	400	350
							1,600

Amendment Notes

FY15 TIP Amend 19 adds a new project

South Central Regional Council of Governments
FFY2015-FFY2018 Transportation Improvement Program
Amendment 19

State Project #0092-0680

SCRCOG # 2016-A16-1

Municipality New Haven

Proposed

Project Nam Conversion of Rte 34 Phase 2- Breakout of 92-614

Description Project will focus on the Route 34/ MLK boulevard/ South Frontage Rd/ Orange street Intersection. To reconnect the section of Orange st severed by Rte 34

Current TIP Funding (In Thousands)

<i>Funding</i>	<i>Phase</i>	<i>Prior</i>	<i>2015</i>	<i>2016</i>	<i>2017</i>	<i>2018</i>	<i>FYI</i>
HPP	ROW	Federal		164			
		Local		41			
Total Cost	\$205	0	0	205	0	0	0

Proposed TIP Funding (In Thousands)

<i>Funding</i>	<i>Phase</i>	<i>Prior</i>	<i>2015</i>	<i>2016</i>	<i>2017</i>	<i>2018</i>	<i>FYI</i>
HPP	ROW	Federal			164		
		Local			41		
TIP Funds	\$205	0	0	0	205	0	0

Amendment Notes

FY15 TIP Amend 16 adds new project. FY15 TIP Amend 19 move ROW to FY17

South Central Regional Council of Governments
FFY2015-FFY2018 Transportation Improvement Program
Amendment 19

State Project #0100-0178

SCRCOG # 2014-A25-1

Municipality North Haven

Proposed

Project Nam Replacement of Br#03120 O/ I-91

Description Project was originally for Deck replacement of Bridge #03120 which carries Bassett Rd over I-91. Project has been upgraded to Full Bridge Replacement

Current TIP Funding (In Thousands)

<i>Funding</i>	<i>Phase</i>	<i>Prior</i>	<i>2015</i>	<i>2016</i>	<i>2017</i>	<i>2018</i>	<i>FYI</i>
STPNH	PD	Federal		320			
		State		80			
	FD	Federal		400			
		State		100			
	ROW	Federal		148			
		State		37			
	CON	AC-Entry		0			
		Federal		1,000	7,320		
		State		250	1,830		
Total Cost	\$11,485	0	0	2,335	9,150	0	0

Proposed TIP Funding (In Thousands)

<i>Funding</i>	<i>Phase</i>	<i>Prior</i>	<i>2015</i>	<i>2016</i>	<i>2017</i>	<i>2018</i>	<i>FYI</i>
STPNH	PD	Federal		320			
		State		80			
	FD	Federal		400			
		State		100			
	ROW	Federal		148			
		State		37			
STPA-BRX	CON	Federal			4,502		
		State			1,126		
STPNH	AC-Entry			0			
		Federal		1,000	4,000		
		State		250	1,000		
TIP Funds	\$12,963	0	0	2,335	10,628	0	0

Amendment Notes

FY12 TIP Amend 25 adds new project. FY15 TIP Amend 4 increases ROW phase funding. FY15 TIP Amend 10 changes funding to STPNH funding increased based on revised scope. FY15 TIP Amend 17 moves funds from FY16 to FY17. FY15 TIP Amend 19 switches STPNH funds with STPA-BRX funding

South Central Regional Council of Governments
FFY2015-FFY2018 Transportation Improvement Program
Amendment 19

State Project #0173-0451

SCRCOG # 2014-A1-3

Municipality District 3

Proposed

Project Nam Design & Install OSTA Traffic Signals in Dist 3

Description Design and install STPA Traffic signals at various locations in District 3 (2017 program). Includes 92-265 Rte 17 @ New port & Cross in New Haven. And Rte 103 @ Sackett Point in North Haven

Current TIP Funding (In Thousands)								
Funding	Phase		Prior	2015	2016	2017	2018	FYI
STPA	PD	Federal		385				
	FD	Federal			165			
	ROW	Federal			160			
	CON	Federal				2,500		
Total Cost	\$3,210		0	385	325	2,500	0	0
Proposed TIP Funding (In Thousands)								
Funding	Phase		Prior	2015	2016	2017	2018	FYI
STPA	PD	Federal		385				
	FD	Federal				165		
	ROW	Federal				160		
	CON	Federal					3,550	
TIP Funds	\$4,260		0	385	0	325	3,550	0

Amendment Notes

FY 15 TIP Amend 1 introduces new project. FY 15 TIP Amend 19 moves FD, ROW to FY 17 and CON to FY 18 Increases funding



SOUTH CENTRAL REGIONAL COUNCIL OF GOVERNMENTS

Planning for Our Region's Future

Bethany Branford East Haven Guilford Hamden Madison Meriden Milford
New Haven North Branford North Haven Orange Wallingford West Haven Woodbridge

Carl J. Amento, Executive Director

Resolution

***Fiscal Year 2015-Fiscal Year 2018 Transportation Improvement Program Amendment
Nineteen***

Whereas: U.S. Department of Transportation “Metropolitan Planning Regulations” (23 *CFR* 450) prescribe that each metropolitan planning organization maintain a financially constrained multi-modal transportation improvement program consistent with a *State Implementation Plan for Air Quality (SIP)* conforming to both U.S. Environmental Protection Administration-established air quality guidelines and *SIP*-established mobile source emissions budgets; and

Whereas: The Council, per 23 *CFR* 450.324 and in cooperation with the Connecticut Department of Transportation (ConnDOT) and public transit operators and relying upon financial constraints offered by ConnDOT, adopted a *Fiscal Year 2015-Fiscal Year 2018 Transportation Improvement Program* on October 22, 2014, after finding the *Program* conforming per U.S. Environmental Protection Administration (U.S. EPA) final conformity rule (40 *CFR* 51 and 93) and relevant Connecticut Department of Transportation air quality conformity determinations: *Air Quality Conformity Reports: Fiscal Year 2015-2018 Transportation Improvement Program* and the Region’s *Long-Range Transportation Plans—2015 to 2040, (April, 2015)*; and

Whereas: The Council, on *October 22, 2014*, indicated that periodic *Program* adjustment or amendment was possible; and

Whereas: Projects referenced in the *Program* amendment (below) are consistent with the region’s long-range transportation plan (*South Central Regional Long Range Transportation Plan—2015 to 2040, (April, 2015)*); and

Whereas: Council *Public Participation Guidelines: Transportation Planning* have been observed during the development of the proposed *Program* amendment (below); and

Whereas: By agreement between the Council and the Connecticut Department of Transportation, public involvement activities carried out by the South Central Regional Council of Governments in response to U.S. Department of Transportation metropolitan planning requirements are intended to satisfy the requirements associated with development of a *Statewide Transportation Improvement Program* and/or its amendment; and

Whereas: Council of Governments’ review of transportation goals, projects and opportunities may result in further adjustment or amendment of the *Program*.



SOUTH CENTRAL REGIONAL COUNCIL OF GOVERNMENTS

Planning for Our Region's Future

Bethany Branford East Haven Guilford Hamden Madison Meriden Milford
New Haven North Branford North Haven Orange Wallingford West Haven Woodbridge

Carl J. Amento, Executive Director

Resolution

***Fiscal Year 2015-Fiscal Year 2018 Transportation Improvement Program Amendment
Nineteen (continued)***

Now, Therefore, Be It Resolved By the Council of Governments:

The Program *Amendment Nineteen* shall be transmitted to the Connecticut Department of Transportation, for inclusion in the *State Transportation Improvement Program*

The undersigned duly qualified and acting Secretary of the South Central Regional Council of Governments certifies that the foregoing is a true and correct copy of a resolution adopted at a legally convened meeting of the South Central Regional Council of Governments on **October 26, 2016**

Date: **October 26, 2016**

By: _____
First Selectman Joseph Mazza, *Secretary*
South Central Regional Council of Governments



SOUTH CENTRAL REGIONAL COUNCIL OF GOVERNMENTS

Planning for Our Region's Future

Bethany Branford East Haven Guilford Hamden Madison Meriden Milford
New Haven North Branford North Haven Orange Wallingford West Haven Woodbridge

Carl J. Amento, Executive Director

RESOLUTION ON CONFORMITY WITH THE CLEAN AIR ACT OZONE

WHEREAS,

the South Central Regional Council of Governments (SCRCOG) is required to submit an Air Quality Conformity Statement to the US Federal Highway Administration (FHWA) and to the US Environmental Protection Agency (EPA) in accordance with the final conformity rule promulgated by EPA (40 CFR 51 and 93) when adopting an annual Transportation Improvement Program or when effecting a significant revision of the Regions Transportation Plan; and

WHEREAS,

Title 42, Section 7506 (3) (A) states that conformity of transportation plans and programs will be demonstrated if:

1. the plans and programs are consistent with recent estimates of mobile source emissions;
2. the plans and programs provide for the expeditious implementation of certain transportation control measures;
3. the plans and programs contribute to annual emissions reductions consistent with the Clean Air Act of 1977, as amended; and

WHEREAS,

it is the opinion of the South Central Regional Council of Governments (SCRCOG) that the plans and programs approved today, October 26, 2016 and submitted to FHWA and EPA conform to the requirements of Title 42, Section 7506 (3) (A) as interpreted by EPA (40 CFR 51 and 93); and

WHEREAS,

The State of Connecticut has elected to assess conformity in the Connecticut portion of the New York-Northern New Jersey-Long Island, NY-NJ-CT Ozone Marginal Nonattainment area (Fairfield, New Haven and Middlesex Counties) and the Connecticut Department of Transportation has jointly assessed the impact of all transportation plans and programs in these Nonattainment areas (Ozone Air Quality Conformity Report September 2016); and



SOUTH CENTRAL REGIONAL COUNCIL OF GOVERNMENTS

Planning for Our Region's Future

Bethany Branford East Haven Guilford Hamden Madison Meriden Milford
New Haven North Branford North Haven Orange Wallingford West Haven Woodbridge

Carl J. Amento, Executive Director

WHEREAS,

The Connecticut Department of Transportation's assessment (above) has found that plans and programs jointly meet mobile source emission's guidelines advanced by EPA pursuant to Section 7506 (3) (A).

Now, THEREFORE BE IT RESOLVED by the South Central Regional Council of Governments (SCRCOG)

That the South Central Regional Council of Governments (SCRCOG) finds the Regional Long Range Transportation Plan (April 2015) and the FFY 2015-2018 TIP and all Amendments conform to air quality requirements of the U.S. Environmental Protection Administration (40 CFR 51 and 93), related U.S. Department of Transportation guidelines (23 CFR 450) and with Title 42, Section 7506 (3) (A) and hereby approves the existing March 2015 Ozone Air Quality Conformity Determination contingent upon no major adverse comments are received during said period.

CERTIFICATE

The undersigned duly qualified and acting Secretary of the South Central Regional Council of Governments (SCRCOG) certifies that the foregoing is a true and correct copy of a resolution adopted at a legally convened meeting of the South Central Regional Council of Governments (SCRCOG) on October 26, 2016.

Date: **October 26, 2016**

By: _____
First Selectman Joseph Mazza, *Secretary*
South Central Regional Council of Governments



SOUTH CENTRAL REGIONAL COUNCIL OF GOVERNMENTS

Planning for Our Region's Future

Bethany Branford East Haven Guilford Hamden Madison Meriden Milford
New Haven North Branford North Haven Orange Wallingford West Haven Woodbridge

Carl J. Amento, Executive Director

RESOLUTION ON CONFORMITY WITH THE CLEAN AIR ACT PM 2.5

WHEREAS,

the South Central Region Council of Governments (SCRCOG) is required to submit an Air Quality Conformity Statement to the US Federal Highway Administration (FHWA) and to the US Environmental Protection Agency (EPA) in accordance with the final conformity rule promulgated by EPA (40 CFR 51 and 93) when adopting an annual Transportation Improvement Program or when effecting a significant revision of the Regions Transportation Plan; and

WHEREAS,

Title 42, Section 7506 (3) (A) states that conformity of transportation plans and programs will be demonstrated if:

1. the plans and programs are consistent with recent estimates of mobile source emissions;
2. the plans and programs provide for the expeditious implementation of certain transportation control measures;
3. the plans and programs contribute to annual emissions reductions consistent with the Clean Air Act of 1977, as amended; and

WHEREAS,

It is the opinion of the South Central Region Council of Governments (SCRCOG) that the plans and programs approved on October 26, 2016 and submitted to FHWA and EPA conform to the requirements of Title 42, Section 7506 (3) (A) as interpreted by EPA (40 CFR 51 and 93); and

WHEREAS,

The Connecticut portion of the New York – Northern New Jersey – Long Island, NY-NJ-CT area is designated a PM 2.5 attainment/maintenance area; and

WHEREAS,

The State of Connecticut has elected to jointly assess conformity in all PM 2.5 attainment/maintenance areas in Connecticut (Fairfield County and New Haven County) and



SOUTH CENTRAL REGIONAL COUNCIL OF GOVERNMENTS

Planning for Our Region's Future

Bethany Branford East Haven Guilford Hamden Madison Meriden Milford
New Haven North Branford North Haven Orange Wallingford West Haven Woodbridge

Carl J. Amento, Executive Director

WHEREAS,

The results of the required emissions analysis performed by the Connecticut Department of Transportation on the Regional Long Range Transportation Plan (April 2015) and the FFY 2015-2018 TIP and Amendments show that the implementation of the projects contained therein will result in emissions of PM_{2.5} in each analysis year that are less than the emissions of the baseline year; and

Now, THEREFORE BE IT RESOLVED,

That the South Central Region Council of Governments (SCRCOG) finds the Regional Long Range Transportation Plan (April 2015) and the FFY 2015-2018 TIP and Amendments conform to air quality requirements of the U.S. Environmental Protection Administration (40 CFR 51 and 93), related U.S. Department of Transportation guidelines (23 CFR 450) and with Title 42, Section 7506 (3) (A) and hereby approves the existing March 2015 PM_{2.5} Conformity Determination contingent upon no major adverse comments are received during said period.

CERTIFICATE

The undersigned duly qualified and acting Secretary of the South Central Regional Council of Governments (SCRCOG) certifies that the foregoing is a true and correct copy of a resolution adopted at a legally convened meeting of the South Central Regional Council of Governments (SCRCOG) on October 26, 2016.

Date: **October 26, 2016**

By: _____
First Selectman Joseph Mazza, *Secretary*
South Central Regional Council of Governments



Connecticut Resource Conservation & Development (CT RC&D)

What is the RC&D Program?

Resource Conservation and Development (RC&D) is a program of the United States Department of Agriculture (USDA). It was created by a provision of the Food and Agriculture Act of 1962. The Secretary of Agriculture gave the Natural Resources Conservation Service (NRCS) [formerly the Soil Conservation Service] responsibility for administering the program. RC&D is unique because it is led by local volunteer councils that help people care for and protect their natural resources in a way that improves the local economy, environment, and living standards. RC&D is a way for people to work together to plan and carry out activities that will make their area a better place in which to live. RC&D is based on a number of concepts that make it a truly unique government program. These concepts include:

- The value of public/private partnerships in making the best use of limited resources.
- The value of grassroots involvement in making decisions about local areas.
- Bringing USDA agencies together to focus on the same problems and opportunities.
- Leveraging limited federal dollars with private funds to accomplish goals.
- Working toward the goal of community sustainability.
- Achieving a balance between rural economic development and natural resource protection.

The CT RC&D service area covers all of Connecticut. This RC&D area is sponsored by the Soil and Water Conservation Districts and/or Councils of Government, along with member organizations including, but not limited to, the following:

- Incorporated cities and towns
- Non-profit organizations/agencies based in the RC&D area
- Chambers of Commerce
- Private or corporate non-profit foundations
- Native American tribal bodies
- Individual sponsoring members with expertise in a key RC&D focus activity

CT RC&D's **vision** is to be recognized as a leader in promoting and facilitating the following:

- **Better land use decision at the local level through education and outreach**
- **Increase in agricultural production, promoting a healthier food system**
- **A more viable working landscape and ecosystem**
- **Greater regional communication and coordination in resource planning**

CT DEEP - Grants for Fishing Education in the Hispanic Community

Deadline: October 31, 2016

Background:

The CT Department of Energy and Environmental Protection (DEEP) has \$15,000 in matching grant funds to support local efforts to build interest in recreational fishing in the Hispanic community. The funds are being made available to CT DEEP's Inland Fisheries Division to award to nonprofit organizations as the result of a national initiative of the George H.W. Bush *Vamos A Pescar*™ Education Fund and the Recreational Boating and Fishing Foundation.

Grant guidelines and more information is available at <http://bit.ly/2esObOo> or <http://www.takemefishing.org/getmedia/cddd3d2d-e8ef-407c-90ef-9005b223c50a/2017-GHWP-VAP-Education-Fund-Grant-Guidelines-FINAL>.

U.S. Environmental Planning Agency - Rebates to Reduce School Bus Emissions

Deadline: November 1, 2016

Background:

The U.S. EPA has announced the availability of rebates to public school bus fleet owners across the country to help them replace or retrofit older school buses with cleaner transportation technology in order to reduce emissions and improve air quality. Rebates will range from \$3,000 for retrofits to as much as \$25,000 per replacement bus, depending on its size.

For more information, visit <https://www.epa.gov/cleandiesel/clean-diesel-rebates>.

U.S. FWS - North American Wetlands Conservation Act Small Grants Program

Deadline: November 3, 2016

Background:

The North American Wetlands Conservation Act (NAWCA) Small Grants Program is a competitive, matching grants program that supports public-private partnerships carrying out projects in the United States that further the goals of the Act. These projects must involve long-term protection, restoration, enhancement and/or establishment of wetlands and associated uplands habitats for the benefit of all wetlands-associated migratory birds. Grant request may not exceed \$100,000 and applicants must match their grant request at no less than a 1-to-1 ratio.

For more information, visit <http://bit.ly/2e10sW3> or <https://www.fws.gov/birds/grants/north-american-wetland-conservation-act/how-to-apply-for-a-nawca-grant.php#us-small>.

CT DEEP - Recycling Grants for Schools and Nonprofit Organizations

Deadline: Varies (see below)

Background:

The RecycleCT Foundation, a public-private partnership created to promote recycling, is accepting grant applications from K-12 schools and nonprofits for the following programs.

- The **School Grant Program**, to support recycling-related programming at K-12 schools, provides awards up to \$2,500, with **applications due November 15, 2016**.
- The **Innovation Grant Program**, to support new and innovative approaches to recycling and waste reduction, will award as much as \$10,000, with **applications due January 20, 2017**. Only tax-exempt organizations, including nonprofits and public schools, are eligible to apply.

For more information, visit <http://recyclect.org/Grants>.

CT Department of Agriculture - Farm Viability Grant

Deadline: November 14, 2016

Background:

The Farm Viability Grant (C.G.S. Sec. 22-26j) is a matching grant with a maximum award of \$49,999. The intent of the program is to provide matching funds to Connecticut municipalities, groups of municipalities, regional councils of governments, and/or agricultural non-profit organizations for projects that foster agricultural viability. Funded projects have included town-owned farm improvements, efforts related to farmland preservation, farmers' market promotions, and a host of other efforts that foster agriculture viability.

The 2016 Farm Viability Grant Guidelines have been released on the Connecticut Department of Agriculture's website, www.CTGrown.gov/Grants. **Applications will be accepted from November 7-14, 2016.**

Questions regarding the grant can be directed to Jamie Smith (Jamie.Smith@ct.gov or 860-713-2559).

Frequently Asked Questions

Who is eligible for the Farm Viability Grant (FVG)

Non-profit organizations with an agricultural mission, municipalities, groups of municipalities, regional councils of governments organized under the provisions of sections 4-124i to 4-124p, inclusive, and groups of municipalities that have established a regional inter-local agreement pursuant to sections 7-339a to 7-339l, inclusive are all eligible so long as they're active for three years or more.

Grant Opportunities

What is maximum amount an applicant could be awarded?

Up to \$49,999.

Is there an applicant match involved?

Yes. A 40% match must be provided. The match can be through cash or in-kind services.

If I apply by the deadline, does it mean I'll be funded?

No. This is a very competitive grant program. Applications are evaluated by a team of reviewers and is based on the project plan.

How is the grant money paid to someone who's been awarded?

Grantees may request an advance payment of up to 50% of the total award. The balance of the award will be provided **after** the project is successfully completed, a final financial report outlining all expenses associated with the project have been received and approved, a final project report has been received and approved, and site inspection by agency staff is conducted (if applicable.) For any building a certificate of occupancy must be obtained as well.

What projects can the FVG grant money be used for?

Projects which implement local land use or agricultural regulations, farmland protection strategies, provide educational workshops for farmers, fund advertising for local or regional agriculture, establish local farmers' markets, among others. More specific priority areas are outlined in the application guidelines.

Can I purchase equipment with the grant?

While it can vary, general purpose equipment - tractors, trucks, boats, etc. - are not an allowable purchase. However, each application and project is unique and **may** be considered. Equipment is an allowable match expense.

Can I pay employees' salaries with the grant?

Generally, grant funds cannot go toward the salaries of those already employed by the applicant to execute the project. Consultant expenses are allowable expenses. Salaries are an allowable match expense.

Can I apply for grant funds for a project I've already done?

No, you cannot have started any aspect of the project for which you're applying.

How long do I have to complete the project?

You will have one year from the time the contract is signed by the Attorney General's office.

How do I apply for this grant?

1. Review the grant application guidelines
2. Fill out the application cover page and budget forms in detail per the guidelines
3. Develop your project plan per the information provided in the guidelines
4. Submit the completed forms and project plan by email by the deadline

Can I submit my application by mailing it to the Department of Agriculture?

No, applications are only accepted by email.

Can I view the application of an awarded project?

No, we cannot share or distribute applications from projects that were awarded. Applications, which are primarily based on a business/project plan, are considered proprietary information and must remain confidential.

Can someone from the Department of Agriculture help me write my business/project plan and complete the application?

No, agency staff cannot be involved in the development of a business/project plan. Information is available above to help develop a successful application. The Connecticut Small Business Development Center, UConn Cooperative Extension, and Farm Credit East have varying resources to help you submit an application.

What's the timeframe for the grant application and decision period?

It'll be approximately eight weeks from the application deadline to when you're notified of the award outcome. The number of applications received greatly affects this timeline. Once notified of being awarded, it will be approx. 4-6 weeks before you receive your contract for signature. Once you send your signed contract back, it's another 4 weeks before the contract signing is complete and you can officially begin your project. This timeline can vary.

Can I start the project as soon as I know that I've been awarded?

No, you may not start the project until signatures of the grantee, Commissioner of Agriculture, and the Attorney General's office have signed the contract.

If I've already received this grant in the past can I apply again?

Yes. However, past performance and if you currently have an open grant contract will be taken into consideration.

CT DECD - Brownfields Funding

Deadline: November 16, 2016

Background:

The CT Department of Economic and Community Development (DECD) is accepting applications from municipalities and economic development agencies for funding to remediate and redevelop brownfield sites. Grant funding may be used for a range of brownfield assessment, remediation and redevelopment activities, including abatement, demolition, site investigation and assessment, and more. All projects will be rated and ranked by an inter-agency committee.

Applications and more information is available at www.ctbrownfields.gov.

2016 Every Body Walk! Micro Grant Program

Deadline: November 18, 2016

Background:

America Walks and the Every Body Walk! Collaborative have announced their second year of Micro Grant Funding. This program will award grantees up to \$1,500 for projects related to increasing walking and walkability. Walkable communities encourage broad involvement by all in the design and planning process, and are places where safe, accessible, and delightful opportunities to be physically active are available to everyone. Most importantly, walking and walkability can help to bridge community divides and overcome existing disparities. Funded projects will increase walking and benefits of walkability in communities, work to develop the walking movement by growing the number and diversity of people and organizations pushing for more walkability, and they should make walking safe, easy, and enjoyable for all community members.

For more information, visit <http://bit.ly/2esNR2o> or <https://docs.google.com/forms/d/e/1FAIpQLSdFGhAZp0WvIbf6qZZzrb1wBcQBkH - Cz24b1Bx37cEhbjnaw/viewform>.

FEMA - Assistance to Firefighters Grant

Deadline: November 18, 2016

Background:

The primary goal of the Assistance to Firefighters Grant (AFG) is to meet the firefighting and emergency response needs of fire departments and nonaffiliated emergency medical service organizations. The AFG Program awards grants directly to fire departments, nonaffiliated Emergency Medical Services (EMS) organizations, and state fire training academies to enhance their ability to protect the health and safety of the public, as well as that of first-responder personnel. Using a competitive process that is overseen by fire service subject matter experts, grants are awarded to applicants whose requests best address the priorities of the AFG Program.

Under the fiscal year 2016 AFG Program, eligible organizations may submit up to three applications under the followings categories:

Operations and Safety

- Grant projects funded include professional training, wellness and fitness programs equipment, personal protective equipment, modifications to facilities, and supplies that support firefighting and non-affiliated EMS operations and safety.

Vehicle Acquisition: Fire Departments and non-affiliated EMS Organizations

- Eligible apparatus included, but are not limited to: pumpers, aerials, brush trucks, tankers/tenders, rescue vehicles, and ambulances.

Regional Grants

- Regional projects in which multiple organizations (Fire and/or non-affiliated EMS) serving more than one local jurisdiction would benefit directly from the activities requested with grant funds.

State Fire Training Academies

- State fire training academies are eligible to apply for critically needed resources to protect the public, to train emergency personnel, and to foster interoperability and support community resilience.

For more information, visit <https://www.fema.gov/assistance-firefighters-grant>.

USDA NIFA - Community Flood Projects Competitive Grant Program

Deadline: November 30, 2016

Background:

The U.S. Department of Agriculture National Institute of Food and Agriculture (NIFA) is soliciting applications for the Community Flood Projects (CFP) Competitive Grant Program for fiscal year 2017. The anticipated amount available for NIFA in FY 2017 is approximately \$8,640,000. This RFA is being released prior to the passage of an appropriations act for FY 2017. Enactment of additional continuing resolutions or an appropriations act may affect the availability or level of funding for this program.

The primary goals of the CFP Competitive Grant Program are to:

- Meet the food needs of low-income individuals through food distribution, community outreach to assist in participation in Federally-assisted nutrition programs, or improving access to food as part of a comprehensive service;
- Increase the self-reliance of communities in providing for the food needs of the communities;
- Promote comprehensive responses to local food access, farm, and nutrition issues; and
- Meet specific state, local or neighborhood food and agricultural needs including needs relating to:
 - Equipment necessary for the efficient operation of a project;
 - Planning for long-term solutions; or
 - The creation of innovative marketing activities that mutually benefit agricultural producers and low-income consumers.

To review the Request for Applications and for more information, visit <http://bit.ly/2e1D2pw> or <https://nifa.usda.gov/funding-opportunity/community-food-projects-cfp-competitive-grants-program>.

CT DEEP - Recreational Trails Program Grants

Deadline: December 15, 2016

Background:

The CT Department of Energy and Environmental Protection (DEEP) is accepting proposals for Connecticut's Recreational Trails Program Grants. Pending availability of funds during 2017-2018, grants may be made to any private nonprofit organizations, municipalities, state departments and tribal governments.

Funds may be requested for projects including:

- Construction of new trails (motorized & non-motorized).
- Maintenance and restoration of existing recreational trails (motorized & non-motorized).
- Access to trails by persons with disabilities.
- Purchase and lease of trail construction and maintenance equipment.
- Acquisition of land or easements for a trail, or for trail corridors.
- Operation of educational programs to promote safety and environmental protection as related to recreational trails.
- Planning and design of trails.

More information is available at <http://bit.ly/2dnHz88> or http://www.ct.gov/deep/cwp/view.asp?a=2707&Q=576550&deepNav_GID=1642.

CT DEEP - Open Space Grants

Deadline: February 7, 2017

Background:

The CT Department of Energy and Environmental Protection (DEEP) is accepting applications under its Open Space and Watershed Land Acquisition Grant Program, which includes its Urban Green and Community Gardens Program. This grant program provides financial assistance to municipalities and non-profit land conservation organizations to acquire land for open space that will enhance local outdoor recreation, protect unique geographical features, or conserve wildlife habitat, and to water companies to acquire land to be classified as Class I or Class II water supply property.

More information is available at <http://bit.ly/2ekRtJ3> or http://www.ct.gov/deep/cwp/view.asp?a=2706&q=323834&deepNav_GID=1641.

CT DEEP - Nonpoint Source Pollution Grant Program

Deadline: To Be Announced

Background:

The CT Department of Energy and Environmental Protection (DEEP) Nonpoint Source Pollution Management Program will soon be accepting proposals through its federally funded Section 319 grant program to address nonpoint source (NPS) water pollution issues. The primary focus of the grant program will be to address NPS pollution impacts to waterbodies listed as impaired in the 2016 State of Connecticut Integrated Water Quality Report which will be released later this year. Funding for the grant is provided to CT DEEP by the U.S. Environmental Protection Agency through Section 319 of the federal Clean Water Act. Funds can be passed on to communities, local conservation groups, and other organizations for NPS projects, plans, and statewide efforts.

Grant information will be posted to the CT DEEP NPS Pollution Management Program website at <http://bit.ly/2eIVNE1> or http://www.ct.gov/deep/cwp/view.asp?a=2719&q=325588&deepNav_GID=1654.



Connecticut Fund
for the Environment

Save the Sound®

Share your voice on the CT Water Plan!

Water Plan Meetings Near You

Drought, dry rivers, selling off water to companies, a proposal to mine drinking water lands... There is a lot happening to water in Connecticut right now, but you have a say in the ultimate outcome. Make your voice heard as Connecticut creates its State Water Plan. The future of your water depends on you.

Tuesday, October 25

6-8 p.m. -- Southeastern CT Council of Governments, 5 Connecticut Avenue, Norwich, CT.

Wednesday, October 26

1-3 p.m. -- Hearing Room 1 at PURA, 10 Franklin Square, New Britain, CT.

Thursday, October 27

6-8 p.m. -- Room 205 of the Southbury Town Hall, 501 Main Street South, Southbury, CT.

The CT Water Plan will address the quality and quantity of water for drinking, ecology, recreation, industry, agriculture, energy, and wastewater.

These public meetings will provide an opportunity to get a status update on the goals of the plan and water management strategies. There will also be time for you to speak up on behalf of your water.



Connecticut
Economic
Resource Center



Collaboration at work

1-800-392-2122 | info@cerc.com | www.cerc.com | @CERCInc

Celebrate CT!

Wednesday, November 30
The Bushnell, Hartford

CERC's annual event, Celebrate CT!, which honors economic development successes throughout the state, will be held on the evening of Wednesday, November 30, 2016 at The Bushnell in Hartford. The celebration will feature a review of recent accomplishments from across the state, awards recognizing top people, organizations and initiatives, and networking opportunities for participants to connect to others who have a similar goal of making Connecticut a more competitive business environment.

Visit <http://www.cerc.com/events> to register.

EXECUTIVE DIRECTOR'S REPORT

OCTOBER 2016

Ginny Kozlowski



Business Recruitment, Retention

Business Assistance

- Liberty Bank micro-lending classes starting November 1
- Connected manufacturing company in Milford to CCAT to purchase new manufacturing equipment

Business Recruitment & Retention

- We continue to work with an industrial manufacturer as they move from R&D to production. The company will be securing at least 10,000 sq. feet of additional space. Company has not made final decision.
- Responded to hotel developer inquiry
- Hosted Irish-based biotech company and connected them with Protein Sciences in Meriden and Achillion in New Haven
- Awaiting final decision from Irish clinical support information systems company on temporary location in New Haven with 3 employees. They will be looking for a permanent location for a total of 35 employees.
- Connecting another Irish company specializing in bio system process automation to a venture capitalist
- Upcoming meeting at International Economic Development Forum at Yale University

Featured Development Site



19 Lunar Drive
Woodbridge, CT

- 1 acre
- Office space
- 9120 sq. ft.



Connecticut
Economic
Resource Center

Collaboration at Work

CERC Celebrate CT

11/30 at The Bushnell



Shoreline Economic Outlook

12/1 at Stony Creek Brewery



11/14

Michael Duda

VC: Warby Parker, Casper, Birchbox,
Harry's, Peloton

Transit Oriented Development & Smart Growth

- Initiated a project with Tweed New Haven Airport, City of New Haven and a consultant to update the Air Service Development plan

Brownfields

- Providing assistance to a former dry cleaning site for possible housing development on Dixwell Ave.
- Identifying brownfield assessment funding for two properties in North Haven

Utilities

- Planning community outreach on energy assistance programs with Johnson Controls and the Connecticut Green Bank

Advocacy/New Legislation

- Provided CEDS update to Connecticut Legislature's Commission on Economic Competitiveness on 9/27
- Human Trafficking Compliance Meetings (in conjunction with legislation passed last session)
- Connecticut Legislature's Tourism Caucus Meetings
- US Department of Labor webinar
- Attended GNHCC Candidate Forum for legislators

Regional Collaboration

- 12/1 Shoreline Economic Outlook at Stony Creek Brewery
- 11/30 CERC Celebrate CT—selected regional projects are downtown Madison and Meriden 2020
- Attended Mayors Fall Economic Forum for the Knowledge Corridor

Entrepreneurs & Startups

- SB1 Planning Grant submitted to CT Next
- Promoted New Haven Hackathon 10/14-16
- Yale Entrepreneurial Institute program presentation
- 10/20 Venture Clash final competition

REDFO

October 28
Richard Guha
Entrepreneur in Residence for CT
Next



Visitor Newsletter Features

- Yale University Art Gallery
- Halloween Events
- Amistad Homecoming
- Theatre Season
- SCSU Jazz Series
- Hamden Restaurant Week

Media

Inquiries:

- Travel with Kal
- WTNH

Hits:

- Expedia Viewfinder/
Roaming Hunger

Community Outreach

- West Haven Chamber
- CERC/GNHCC
Wallingford presentation
- Marketing Boot Camp
- Regional Alliance
- Connecticut Main
Streets presentation

Align Education to Business Growth

- American Hotel and Lodging Association Education Institute looking to expanding programming statewide to meet growing hospitality sector

Workforce

- Reminder: DOL Overtime Ruling goes into effect on December 1, 2016
- Development of strategy to recruit talent from Boston and NYC with EMI Strategy

Tourism

- 9/27 CLA Annual Meeting and Awards - Saybrook Point Inn
- 9/29 - Aer Lingus Media Fam, 10 guests from the UK - in partnership with CTC SB
- 10/3 - Aer Lingus Business Fam, 10 guests from the UK - in partnership with CTC SB
- 10/15 - Amistad Welcoming Event
- 10/18 - Tourism Caucus, Beardsley Zoo, Bridgeport
- 10/23 - MEGA Fam - Brand USA, China, 14 guests - in partnership with Discover New England and CTC SB
- Booked Imagine Talent 2017 New Haven, East Haven & North Haven, 75 room nights in May 4, 2017
- Booked Craft Brew Races 2017, 8/5/17, New Haven
- Meeting with AAA regarding regional tourism

Upcoming Groups:

- Sunshine Tours Group, 25 visitors Milford - 10/19, 10/28
- Titan Travel, UK - 2017 dates: 4/29, 5/13, 9/30, 10/21

Upcoming Events:

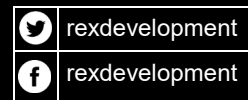
- CLA Trivago Marketing Seminar 10/26 1-3 p.m. Madison Beach Hotel
- CLA American Society for Asset Protection Seminar, 10/27 Mystic Marriott Hotel
- CEDIA Tech Forum, 100 attendees - 10/27 Omni Hotel

Implementation Funding

- \$70,000 EDA Capacity Building Grant Approved

REX Development
545 Long Wharf Drive
4th Floor
New Haven, CT 06511

P 203-821-3682
F 203-785-9900
www.rexdevelopment.com



2016 South Central Connecticut Comprehensive Economic Development Strategy Update

Overview



REX Development is a public/private partnership promoting economic development in South Central Connecticut. Funded by private sector partners and the towns of the South Central Regional Council of Governments, REX supports programs and policies aimed at making the region more competitive in the global economy. REX also coordinates the development and implementation of the Comprehensive Economic Development Strategy.

In 2015-2016, South Central Connecticut continued to make steady progress on stated goals and objectives. The opening of Alexion's World Headquarters marks a significant milestone in New Haven's initiative to reunite downtown and the medical district. The region is also maximizing the opportunities for transit-oriented development around the soon to be completed New Haven-Hartford-Springfield commuter rail line. While we still face significant challenges, there is a shared commitment among all stakeholders to address these issues through collaboration, advocacy and compromise.

This document reflects the major accomplishments of all of our regional partners, not specifically those of REX Development. As a small organization, we are extremely reliant on the efforts of our community partners to achieve the objectives stated in the 2013-2018 Comprehensive Economic Development Strategy. These collaborations will be essential as we move forward into 2016-2017.

About the Region

South Central CONNECTICUT is a vibrant region of small cities, suburbs and rural communities situated between New York and Boston. The region is made up of 15 municipalities in Southern Central Connecticut: Bethany, Branford, East Haven, Guilford, Hamden, Madison, Meriden, Milford, New Haven, North Branford, North Haven, Orange, Wallingford, West Haven and Woodbridge with a population of 570,574. While "quality of life" is a phrase often tossed around in economic development, our region is in the unique position of offering city, shoreline and rural lifestyles within 367 sq. miles as well as easy access to New York and Boston.



2016 South Central Connecticut Comprehensive Economic Development Strategy Update

Greater New Haven Vision Statement

The South Central Connecticut region of 2033 will be widely recognized as a diverse and desirable place to live, work, play and run a business because of its:

- Outstanding quality of life;
- Strong economy and extensive employment opportunities served by effective transportation and communication infrastructure;
- Innovative and entrepreneurial character of its residents and businesses;
- Cost-effective and well-managed local governments;
- Leadership in demonstrating regional pride, cooperation and problem solving.

Demographics

Population*	570,574
Households*	219,188
Per Capita Income*	\$33,732
Median Household Income*	\$65,629
Median Sales Price of Homes – New Haven County**	\$235,900
Median Age*	39.1
Largest Population*	New Haven, 130,553
Smallest Population*	Bethany, 5546
Workforce Population (age 16+)**	307,449

Sources:

*CERC 2016 Town Profiles (U.S. Census Bureau, Census 2000 (Tables DP-1 & DP-2), 2010 U.S. Census Demographic Profile Data (Table DP-1), 2006-2010 American Community Survey 5-Year Estimates (Tables B19013 & B19301), and 2009-2013 American Community Survey 5-Year Estimates (Tables B01003, DP02, DP05, B19013, B19301))

**Berkshire Hathaway Home Services, New England Properties, 4th Quarter 2015 Market Report

***Connecticut Department of Labor, Labor Force Monthly Data



Educational Attainment of the Population 25 Years and Older, 2013

Greater New Haven

	Populations 25 Years and Older	High School/Equivalent		College		
		No Diploma	Diploma	Some College, No Degree	Associate's Degree	Bachelor's Degree or Higher
Region	387,233	10.83%	29.33%	17.43%	6.59%	35.82%
Connecticut	2,431,340	10.82%	27.76%	17.66%	7.31%	36.46%

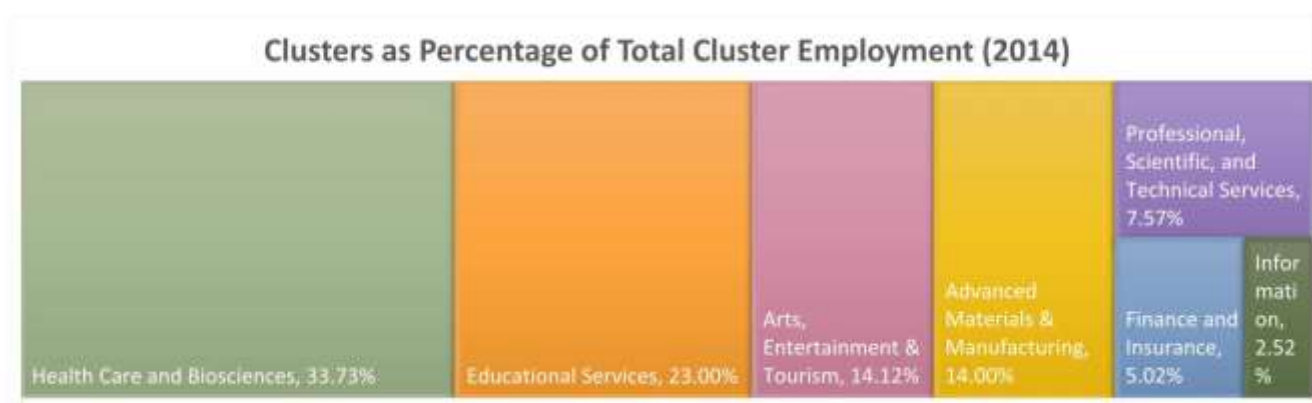
*CERC 2016 Town Profiles (U.S. Census Bureau, Census 2000 (Tables DP-1 & DP-2), 2010 U.S. Census Demographic Profile Data (Table DP-1), 2006-2010 American Community Survey 5-Year Estimates (Tables B19013 & B19301), and 2009-2013 American Community Survey 5-Year Estimates (Tables B01003, DP02, DP05, B19013, B19301))

2016 South Central Connecticut Comprehensive Economic Development Strategy Update

Top Economic Drivers

1. Healthcare, Biomedical & Life Sciences
2. Higher Education
3. Arts, Entertainment & Tourism
4. Advanced Materials & Manufacturing

Since the 2015 Update, the top economic drivers have remained relatively stable. In terms of economic resiliency, the region is fortunate to have a diverse economy with no single sector dominating the region.



Note: For the purposes of clarity, the CEDS Updates will now use the U.S. Bureau of Labor Statistics for cluster reporting.
<http://www.statsamerica.org/USCP/>

Healthcare and Biosciences

The healthcare industry continues to thrive in Greater New Haven. Yale-New Haven Health System is the 4th largest health system in the country and has expanded its footprint in Connecticut by acquiring additional hospitals and opening new ambulatory centers. As noted in the Demographics section of this document, the median age in the region is 39.1 years. While this is clearly a concern in terms of available workforce and housing needs, there is growing demand for healthcare services from this population.

The Bioscience sector also continues to grow, with Greater New Haven ranked as the 2nd largest bioscience region in New England. A good portion of the Bioscience cluster can be attributed to Alexion in New Haven, Medtronic in North Haven, Icahn School of Medicine of Mt. Sinai located in Branford, Yale University School of Medicine, Yale-New Haven Hospital and spinoffs from these institutions. Many Bioscience startups have received significant private investment to expand their research and production, including Kolltan (\$60M/oncology); Melinta (\$67M/antibiotics); 4Catazlyer (\$80M/genomic medicine and Arvinas (\$40M/oncology).

Higher Education

Second only to Healthcare and Biosciences, Higher Education continues to be a major employer in the region. While these institutions have always employed a large number of our residents, they have become an effective partner in solving regional workforce challenges based on educational needs.

2016 South Central Connecticut Comprehensive Economic Development Strategy Update

While academic and industry partnerships are time-tested and effective ways to increase economic vitality, the alacrity in which our colleges and universities have responded to our specific labor demands is truly commendable.

In response to business needs, the region's colleges and universities have created new programs for Bioscience, Web Development and Utility Management (2 or 4 year programs). In addition, Quinnipiac University just announced the creation of a School of Engineering, addressing another one of the areas where there is a shortage of qualified candidates.



Southern Connecticut State University's Academic Science and Laboratory Building

In order to connect residents to employment opportunities and advance research in the biosciences, a Memorandum of Understanding was signed by Southern Connecticut State University and the City of New Haven that outlines a partnership and bio-path leading to internships, industry engagement and four new academic programs: (1) a new biotechnology degree; (2) a chemistry degree/biotechnology minor; (3) a biotechnology concentration which can be attached to all STEM degrees offered at SCSU; and (4) post graduate certification programs to support the existing workforce. In addition to the scholastic commitment, SCSU has just completed the construction of a 103,608-square-foot, four-level academic and laboratory science building (\$49M). Situated adjacent to Jennings Hall, the current home for the sciences, the new building enhances the ongoing expansion of Southern's science programs and the university's capacity to educate more students in the STEM disciplines – science, technology, engineering and mathematics.

Insufficient attainable housing for entry-level earners continues to deter recent graduates from settling in the area. Several housing developments in New Haven were completed in the last year, with a total of 2,000 apartments in the pipeline. Downtown New Haven has had 2% apartment rental vacancy rate for several years and the increased inventory may help address the affordable housing issue. Aligning education with the available job opportunities, we are hopeful that more young people will elect to reside in the region.

Hospitality and Leisure

The Hospitality and Leisure sector was largely overlooked in our previous CEDS documents, however the sector now accounts for 14% of regional employment and 10% of statewide employment. The industry also generates \$116 million in state occupancy revenue (2015). The sector has benefited from a statewide marketing campaign, re-branding and the launch of a new website. However, statewide marketing funding is unpredictable and is currently at \$6.5 million (ranging from a low of one dollar in 2010 and 2011 to a high of \$15 million in 2012). The Hospitality & Leisure and Arts & Culture clusters are deeply intertwined and face a risky future with potential cuts in State funding.

Advanced Materials and Manufacturing

While the Bioscience and IT sectors have focused on colleges and universities to build their workforce, Advanced Manufacturing has taken a slightly different approach to address its needs by reaching out to students before college. Led by the New Haven Manufacturers Association, secondary students and their parents are being educated about modern manufacturing that is light years away from the antiquated factory environment. In addition, the NHMA advocates for STEM-based education that will prepare students for the high-tech and high-paying positions available in this sector.

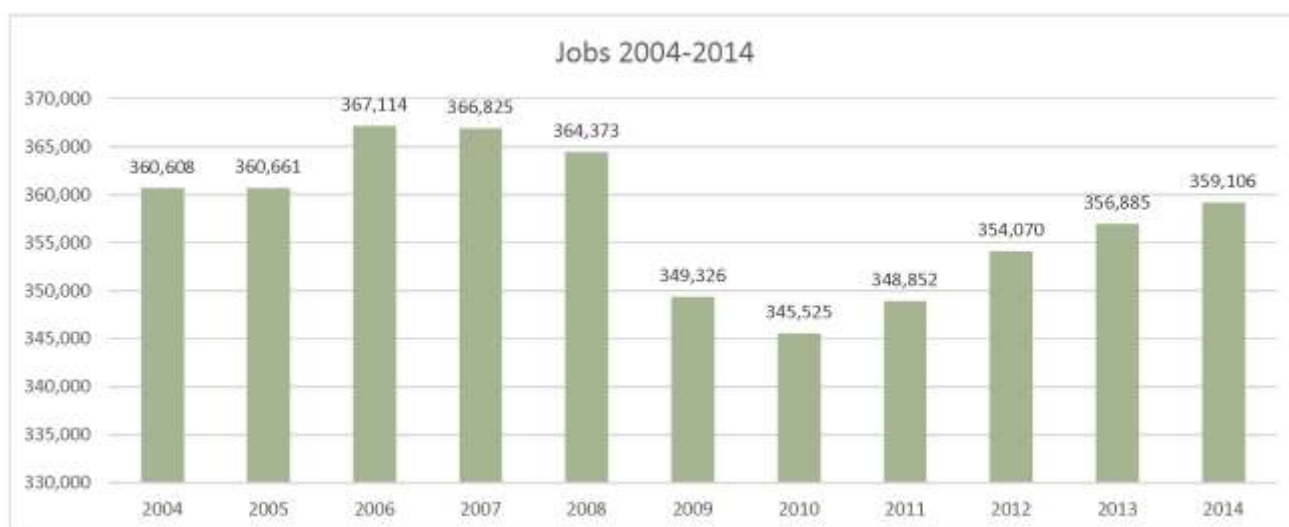
2016 South Central Connecticut Comprehensive Economic Development Strategy Update

Technology Supercluster

Representing 2.5% of employment in the region, this cluster may not appear to be a serious contender as a key economic driver. However, through our connections with Technology leaders, we've identified another area where the residents' skill sets are not meeting the needs of the industry. To address this issue, we again convened industry and academia to develop a Web Development Certificate program at Gateway Community College. This 26-week intensive program focuses on delivering high-demand skills to prepare students (including adult learners seeking a career change or to modernize their skills) for available jobs. With the core skills, companies can provide on-the-job training for their specific software. Coding "boot camps" typically cost in the \$10,000 range. The Gateway program is reasonably priced at \$3,500 and is eligible for financial aid.

Job Recovery

Employment continues to recover from the 2010 low of 345,525. As of 2014, we are still lagging the 2006 high of 367,114.



External Trends & Forces

The State of Connecticut has received considerable negative media attention with the much publicized departure of GE from Fairfield County. The loss of a name brand company, announced in wake of proposed State tax changes, has spotlighted the State's significant budget woes. Deficit projections continue to climb and the burden of an unfunded pension plan looms. Prior to this public relations disaster, Connecticut was not considered a business-friendly state. In light of the national and international attention on the State's financial instability, site selectors and businesses are unlikely to move to Connecticut where they can anticipate additional taxes to cover the deficit.

With this vulnerability, other states are actively pursuing current Connecticut companies to relocate with a host of incentives. REX Development and our partners routinely hear stories from companies who are being recruited by other regions/states. The primary reason companies give for remaining in Connecticut are familial ties and the quality of life.

2016 South Central Connecticut Comprehensive Economic Development Strategy Update

Transportation

Inter and intrastate transportation continues to be a concern for current and future economic development. NEC Future is a comprehensive planning effort to define, evaluate, and prioritize future investments in the Northeast Corridor (NEC), from Washington, D.C. to Boston. The Federal Railroad Administration (FRA) launched NEC FUTURE in February 2012 to consider the role of rail passenger service in the context of current and future transportation demands. Through the NEC FUTURE program, the FRA will determine a long-term vision and investment program for the NEC. Some of the proposals have the rail route completely bypassing the Connecticut shoreline, including Fairfield County. Failure to include the entire Connecticut shoreline in the final route would be a devastating blow to the local economy and would jeopardize the connectivity between our region and the New York Metro area. The current rail infrastructure is aging and requires significant upgrades.

Workforce Considerations

The State is also facing increased competition for younger talent, particularly in the science and technology sectors. Conventional wisdom that this demographic would elect to live in Greater New Haven due to the decreased cost of living has not materialized. We are experiencing an exodus of recent college graduates (students who were raised in the area or those who attended one of our colleges/universities). The primary reasons for their departure include:

- Lack of critical mass in their industry thus limited opportunities to job swap between companies
- Insufficient attainable housing, especially in downtown areas
- Inadequate public transportation

Utility Update

- The Regional Water Authority has excess capacity of 15 million gallons of water per day. They recently completed a research study to identify the water-intensive industries that are most compatible with our region's infrastructure.
- UIL Holdings and Southern Connecticut Gas were acquired by Iberdrola (a Spanish company). United Illuminating and Southern Connecticut Gas are in the process of being rebranded to Avangrid.
- The major energy providers in the region (United Illuminating Company(UI), Southern CT Gas Company, Eversource and the Wallingford Electric Division) have made significant progress with the objectives stated in the 2013 CEDS. At the end of 2015 approximately 58,000 conversions took place over a three-year period. During that same time over 230 miles of local gas mains have been added throughout the state to open up access to numerous towns and portions of towns that lacked gas mains.
- Connecticut was ranked #4 in Broadband Telecommunication in The 2014 State New Economy Index Benchmarking Economic Transformation in the States. Looking to the future, a new CT Gig Project, including a coalition of municipalities, state officials, and other interested parties, is committed to bringing high-speed, low-cost internet to all residents and businesses in Connecticut.
<http://www.osc.ct.gov/gig/#sthash.spBkawmS.dpuf>

Natural Hazards

Located on Long Island Sound, the region is susceptible to severe storms (including hurricanes) and flooding issues in low lying areas along the shore and rivers. In the wake of Superstorm Sandy and Hurricane Irene, the municipalities and utility companies have completed a thorough analysis of the risks and established additional protocols for ensuring minimal disruption to businesses and residential consumers. Hazard mitigation efforts have included the upgrading and relocation of critical service points for the delivery of power. In addition, the region's shoreline towns have worked closely with towns in Fairfield and Westchester (NY) counties to identify and implement programs for economic resiliency in the face of natural disasters.

2016 South Central Connecticut Comprehensive Economic Development Strategy Update

Partners for Economic Development

The list of partners in Economic Development is diverse and inclusive of businesses, municipalities, non-profits, community groups and more. Below is a partial list of REX's partners.

- Albertus Magnus College
- Arts Council of Greater New Haven
- Arts Industry Coalition
- CBIA
- CEDAS
- Central Regional Tourism District
- CERC
- Community Foundation for Greater New Haven
- Connecticut Council of Municipalities
- Connecticut Department of Labor
- Connecticut Main Streets
- Connecticut Lodging Association/American Hotel & Lodging Association
- Connecticut Technology Council
- Crossroads Venture Group
- Connecticut Department of Economic and Community Development (CTDECD)
- CT Innovations
- CURE
- Discover New England
- Frontier Communications
- Gateway Community College
- Greater New Haven Chamber of Commerce
- Greater New Haven Professional Business Association
- Junior League of Greater New Haven
- Make Haven
- Market New Haven Board of Directors
- Milford Progress, Inc.
- Municipal Economic Development Staff & Commission Members
- NEDA
- New Haven-Hartford-Springfield Corridor Advisory Committee
- New Haven Community Loan Foundation
- New Haven Festivals
- New Haven Manufacturers Association
- New Haven Parking Authority
- New Haven Works
- Partnership for Strong Communities
- Project Storefronts
- Regional Alliance
- Regional Chambers of Commerce
- Regional Leadership Council
- Small Business Association
- South Central Regional Council of Governments
- Southern Connecticut State University
- South Central Regional Alliance
- State Office of Tourism
- The Grid
- The Grove
- Tweed New Haven Regional Airport
- UIL Holdings/Avangrid
- US Economic Development Administration
- University of New Haven
- US Environmental Protection Agency
- Westville Village Renaissance Alliance
- Workforce Alliance
- Yale University
- Yale-New Haven Hospital

Housing

Housing is a critical issue in Greater New Haven that is impacting the region's economic growth.

- Low vacancy rates for apartments, especially in downtown areas. Cities and towns along the New Haven-Hartford-Springfield and Shore Line East routes are actively creating transit-oriented, mixed use communities to meet this growing need.
- Few housing options for seniors to downsize within their own community
- Inability for entry level and families to afford existing housing
- Need for additional east-west bus routes to facilitate the transportation of individuals from current housing to places of employment.

Projects

- Internship Program
- Site Feasibility Assessment Program
- IEDC Data Points Report

2016 South Central Connecticut Comprehensive Economic Development Strategy Update

- Ribbon-cutting at Putnam Place Apartments/Hamden
- Expanding Global Opportunities
 - Visit to Montreal
 - Hannover Messe Manufacturing Show (Germany)
 - Discover New England International Tour Operators Summit
 - Working to re-establish a foreign trade zone for the region in conjunction with the US Department of Commerce
- Bethany Agricultural Center
- US Travel Association hosted a Tourism & Travel Roundtable with Senator Richard Blumenthal, including issues regarding visa processing for travelers to the US
- Hosting 2016 NEDA Conference in New Haven
- 66 High St./Guilford
- Incubator/Hamden
- The Haven/West Haven: 100-store development with \$2M federal grant for bulkhead remediation
- Ribbon-cutting at Guilford Commons/Guilford: 139,000-square-foot development on former "rock pile"
- Hamden Baseball field
- Alexion's world headquarters opened in January 2016 in downtown New Haven. The project created a 425,000 square foot medical/lab office building with 1,000 permanent employees.
- Opening of Jordan's Furniture 150,000 square foot mega-store plus the world's largest indoor rope course. The project will generate 200 permanent jobs at the former New Haven Register building on Long Wharf Drive (New Haven) and attract visitors to the adventure attraction.
- I-95 New Haven Harbor Crossing Corridor Improvement Program completed (Q-Bridge/Pearl Harbor Memorial Bridge). Connector work underway.
- Downtown Crossing is the City's long-term plan to close Route 34, reconnect city streets and neighborhoods through new development between Downtown and the Hill.
- Live Work Learn Play development project on former Coliseum site announced Newman Architects as the selected vendor
- Northeast Gateway Industrial Park (165-acre site) is largest shovel-ready industrial park site in the Northeast (North Haven)
- Creation of a Bioscience Career Ladder with Southern Connecticut State University Creation of a Web Development Certificate program with Gateway Community College



Attachments

- SCRCOG Demographic and Socioeconomic Trends Report (August 2015)
- CERC Town Profiles

Goal 1: Marketing & Communications

Objective 1: Regional Marketing & Communications



Enhance and implement the regional marketing and communications strategy in 2013 and beyond, including working from and with the State's marketing strategy.

Collaboration with Connecticut Department of Economic & Community Development

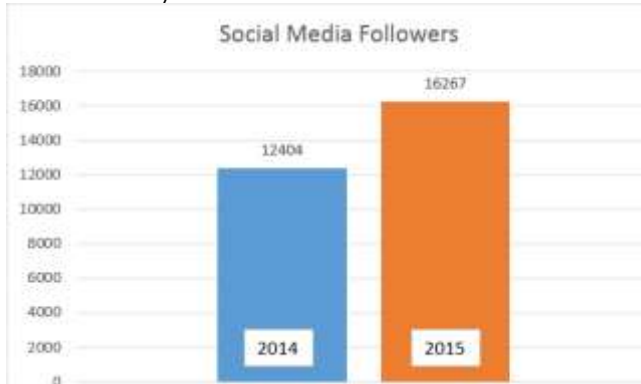
- Jointly participated in Hannover Messe Manufacturing Tradeshow (Germany).
- Provided information regarding accommodations, restaurants, attractions and events for the State Office of Tourism's new website www.ctvisit.com.

Publications (Printed & Electronic)

- Published the 2016-2017 Greater New Haven Cultural & Visitors Guide (80,000 printed copies and interactive online version).
- Published the first Greater New Haven Relocation Guide (40,000 copies distributed in New Haven Living Magazine, 20,000 standalone copies and interactive online version).
- Manufacturing brochure for Hannover Messe
- Retail brochure for International Council of Shopping Centers New York National Deal Making Conference
- Twice a month economic development newsletter
- Weekly visitor newsletter
- Monthly tourism constituent newsletter
- Brochure for the Town of North Branford

Social Media

- Maintained Facebook and Twitter accounts with frequent, relevant content. Our followers increased by 31% between December 2014 and December 2015.



(Includes Twitter and Facebook for REX Development, Visit New Haven and Visit CT)

Goal 1: Marketing & Communications

Objective 1: Regional Marketing & Communications

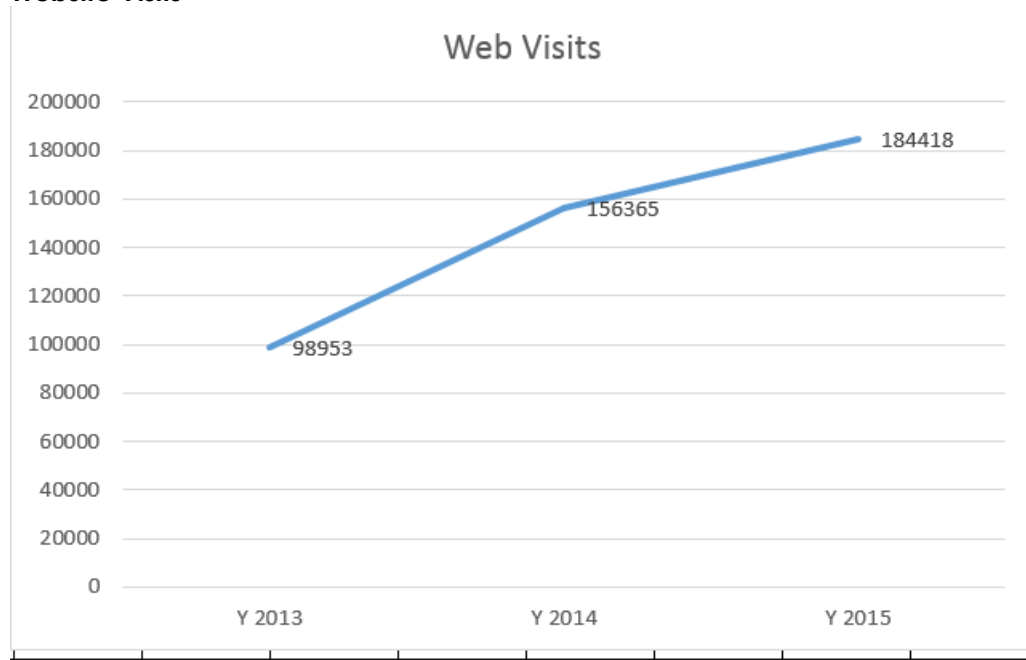
Number of Tradeshows Attended (2015-2016)

16 (see attached schedule)

Media

- 67 media inquiries in 2015

Website Visits



(Includes REX Development and Visit New Haven)

Goal 1: Marketing & Communications

Objective 2: Regional Economic Program & Best Practices

Maintain an Economic Development Program, based on best-practices, education and training, throughout the next five years.



Number of Programs

- The Grid
- Business Recruitment, Retention and Expansion
- Brownfield Revolving Loan Fund
- Sponsored Startup Grind events
- Sponsored Startup Weekend
- REDFO

Number of Participants at REDFO (Regional Economic Development Forum)

- Eleven REDFO meetings were held with approximately 12-15 attendees per meeting
- Key Presenters
 - Art Randolph/Connecticut Frontier
 - Larry Bingaman/Regional Water Authority
 - Tim Bannon/Knowledge Corridor (New Haven->Springfield, MA)
 - Marwin Gonzalez/New England GEO Systems
 - Eugene Livshits and Christopher Rappa/SCRCOG: Demonstration of the Regional GIS Program
 - Ralph Piselli/Subway® World Headquarters
 - Denise Graziano/Graziano Associates (Economic Development Marketing)

Actions

- Community Outreach Meetings
 - Municipal CEDS Update Presentations to Economic Development Commissions
 - The Shoreline Chamber of Commerce and State Senator Ted Kennedy, Jr. hosted their first Shoreline Economic Development Summit where REX delivered a state of the region update.
 - Hosted Regional Alliance Meeting
 - Presentation on The Impact of Short-term Rentals (such as Air BnB) to the Connecticut Federation of Planning and Zoning
 - Hosted the 111th Annual Connecticut Lodging Association Meeting and Stars of the Industry
- Maintained Regional Economic Development calendar
- E-newsletters
- Participated in Economic Development webinars
- Hosting NEDA 2016 in September

Goal 1: Marketing & Communications

Objective 3: Advocacy



Collaborate as “one voice” and advocate for policy on the municipal, state and federal level, supporting the goals and objectives described here and supportive of economic development needs in the region.

Number of Organizations Supporting Regional Legislative Agenda

- 6 organizations supported the agenda (Greater New Haven Chamber of Commerce, Quinnipiac Chamber of Commerce, Arts Council of Greater New Haven, Workforce Alliance and REX Development).

Number of Municipalities Endorsing 2015 CEDS

- All 15 municipalities in the South Central Connecticut region supported the CEDS

Actions

- The Greater New Haven Chamber of Commerce (GNHCC) convenes leaders from the business community, economic development and non-profits to define the Regional Legislative Agenda. This group meets monthly to review the current municipal and state level opportunities and concerns and determines the best means of communicating the Chamber members' perspective on these issues.
- The GNHCC collaborates with other metro chambers and the Connecticut Business and Industry Coalition to share information and address issues of concern. In addition, this group also makes recommendations on how to improve the reputation of the State of being “unfriendly to business”.
- The GNHCC Governmental Affairs Committee hosted their Annual Legislative Breakfast.
- The Chamber has contracted with Updike, Kelly & Spellacy (UKS) to be their lobbyists. Weekly reports are distributed from UKS regarding specific bills under consideration in the legislature.
- The South Central Regional Council of Governments (SCRCOG) gathers the 15 chief elected officials of the region for a variety of purposes, including education on legislative matters. Each month, there is a report from U.S. Representative Rosa DeLauro, Senator Richard Blumenthal and Senator Chris Murphy's offices on federal issues, including legislative updates, grant opportunities, etc. In addition, the Connecticut Council of Municipalities reports on issues at the State level with potential impact on the municipalities.
- REX Development and many other economic development organizations have mobilized business leaders to support the modernization at Tweed New Haven Regional Airport through letters of support and attendance at community meetings (Goal 2, Objective 1).
- Monthly report from the Connecticut Conference of Municipalities presented at SCRCOG meetings
- New Haven Manufacturers Association (NHMA) Legislative Wrap Up held at Ulbrich Stainless Steels and Special Metals, Inc., North Haven.

Goal 1: Marketing & Communications

Objective 3: Advocacy

- The Arts Council of Greater New Haven and REX Development/Visit New Haven hosted the Annual Legislative Arts Luncheon to share information with the region's legislative delegation.
- REX Development, in its role as the Connecticut Lodging Association, defines and supports legislation that will assist small businesses, increase awareness regarding human trafficking and maintain Statewide Marketing Funding. As 14% of the region's employment is in the Arts, Entertainment & Tourism sector, this support has a significant impact on the region.
- Attended American Hotel & Lodging Association Legislation Action Summit in Washington, DC.
- Met with Representative Jeff Berger, Chair of the Finance, Revenue and Bonding Committee to discuss lodging hotel tax issues.
- Attended Tourism & Travel Roundtable (hosted by US Travel Association) with Senator Richard Blumenthal regarding national trends and issues.

Challenges

The State of Connecticut has had increasing deficits over the past several years. With a huge unfunded pension liability looming and the negative publicity regarding the recent departure of General Electric from Fairfield County, the State faces tremendous hurdles in resolving its financial difficulties. As economic development professionals, we hope to provide guidance in moving Connecticut onto a responsible financial path.

Goal 1: Marketing & Communications

Objective 4: Regional Collaboration

Support and promote policies that would enforce regional collaboration and reduce competition among municipalities and other regions throughout the state.



Regional GIS Viewer



Data Request



Regional GIS Viewer

(SCRCOG Member Access)

Note: Does not work in Google Chrome



Help Document

Online Version



Parcel Data Summary

Number of Policies/Studies Introduced to Combat Regional Competition

- IEDC Data Collection Program
- Site Feasibility Study

Number of Shared Services within the Region

- Regional GIS Program
- Oblique GIS Imagery – regional flyover
- SCRCOG municipalities contributed to the funding Hannover Messe Manufacturing Tradeshow in alignment with CEDS objectives of increased business recruitment and expanded global opportunities.
- Municipal Internship Program
- Regional election monitoring
- Participation in Division of Emergency Management and Homeland Security Region 2
- Multi-jurisdictional Hazard Mitigation Plan
- Unified Planning Work Program

Actions

- CERC Quarterly Meeting: DECD and OPM are trying to respond to EDA regarding the consolidation of the RPOs and new CEDs/EDD Districts to resolving funding issues for existing EDDs
- Attended the Governor's Economic Development Forum
- OPM is sponsoring a meeting of the COGs and Regional Educational Service Centers. The state is requiring each COG to organize a Human Services Coordinating Council.

Goal 2: Infrastructure

Objective 1: Tweed New Haven Airport



Continue physical, structural and safety enhancements to Tweed New Haven Regional Airport to support a needed increase in air service.

Output Measurements

\$ amount of investment in TWEED

FY 2016, Tweed's operating budget was \$3 million with an additional \$800,000 for capital improvements

of enplanements

2015: 35,000-40,000

of carriers

1

of movements

7,500

Actions

In November of 2015, the Tweed New Haven Airport Authority, in its latest effort to try to attract new air service and hold on to existing service, sued the state in federal court to have the 2009 state law limiting the length of Tweed's main runway to the current 5,600 feet declared invalid. The proposed plan to pave the safety areas would allow larger aircraft (including 737s) to safely utilize Tweed. The runway length has been the primary reason Tweed has not been able to secure additional service. The current carrier, American Airlines, is satisfied with three round trips to Philadelphia as PHL is a hub with connections to international destinations. The lawsuit is pending.

In 2015, REX Development and the City of New Haven reviewed a proposal to provide scheduled charter service between New Haven and Washington Dulles Airport. After extensive financial analysis and a request for financial support from the region's leading employers, it was determined the chartered service was not a viable option. Launching an unknown airline (as opposed to adding a destination to the existing service or adding another commercial carrier), the cost of utilizing multiple crews to provide the necessary service and the minimum revenue guarantee made this option unfeasible.

Tweed New Haven Regional Airport is widely recognized as the most important, underused transportation asset in the region.

In July 2015, REX Development/Tweed were developing a strategy to incorporate Tweed into the Connecticut Airport Authority which was not successful.

Goal 2: Infrastructure

Objective 2: Port of New Haven Dredging Project



Provide support for the dredging of New Haven Harbor. The Harbor, which has not been dredged since 2004, needs to be returned to its 35 foot depth and 400-800 foot width to support port industries and deepwater cargo shipping. Currently, it is uncertain whether the federal government will provide the \$10 million needed to complete this project.

The Port of New Haven has been returned to its 35 foot depth.

Additional Information

In 2014, the Connecticut General Assembly established the Connecticut Port Authority to determine the best and highest use of the three deep water ports in Connecticut.

A Report to the Governor and General Assembly Regarding the Connecticut Port Authority was released by DECD and the CPA working group in March 2015. The report recognized the ports as severely underutilized but acknowledged the State's fiscal challenges as a substantial barrier to implementing change to promote the ports as a means of increasing Connecticut's participation in the global economy.

www.ct.gov/ecd/lib/ecd/Connecticut_Port_Authority_Report_to_the_Governor_and_Assembly_022715.pdf

Goal 2: Infrastructure

Objective 3: New Haven-Hartford-Springfield and Shore Line East/Metro-North Commuter Rail



Complete the New Haven-Hartford-Springfield commuter rail line by 2016, with the goal of increasing annual trips by 1.26 million by 2030. Support rail service conducive to regional growth and increase rail service to both rail lines, while investing in necessary facilities and infrastructure, to include advocacy for Amtrak's NextGen High-speed Rail through New Haven, as opposed to inland routes.

The New Haven-Hartford-Springfield commuter rail line is expected to be completed by 2017. Construction around the train stations in two South Central Connecticut towns, Meriden and Wallingford, is underway with an eye to creating a vibrant downtown area. Mixed-use development, improved walkability and the increased use of rail for travel are the objectives of these endeavors.

Current Utilization of Rail Service

- Shore Line East (FY 2014): 660,000/year
- Metro-North (2015): 40.3 million passenger trips - up two percent from the prior year and setting an all-time record
- Amtrak: 698,656 (#12 in the US)

<https://www.amtrak.com/ccurl/998/601/Amtrak-National-Fact-Sheet-FY2015.pdf>

South Central Connecticut is actively advocating with regional stakeholders for the NEC Future route to provide service along the shoreline from NYC to New Haven. This investment is necessary to maintain the strong economic connections between New York, Fairfield County and New Haven County. In addition, increased ridership on Shore Line East, Metro-North and the soon to be completed New Haven-Hartford-Springfield line requires significant upgrades to the existing infrastructure. By aligning the NEC Future route with the existing shoreline route, the region will receive significant benefit for longer rail trips along the Northeast Corridor and the Vermonter routes, as well as our commuter rail service.

The Northeast Corridor service is critical to our region's economic vitality. Tweed New Haven Regional Airport currently provides direct service to a single destination (Philadelphia) via American Airlines. Rail service serves a core need for local companies, colleges and universities to conveniently travel to Washington, D.C.

Goal 2: Infrastructure

Objective 4: Bus Service



Increase ridership of the region's bus and ridesharing services by 10% by 2017. Improve effectiveness by increasing frequency of existing routes by 25% and adding 10 new east-west bus routes in the South Central Region service areas, parallel with employment corridors.

Capital Funding:

FY 2015: \$146 million

FY 2014: \$125 million

FY 2013: \$137 million

Ridership (2014): 42 million

http://www.ct.gov/dot/lib/dot/documents/dcommunications/2015_ct_fastfacts_final.pdf

Actions

A GPS-based system that will allow riders to monitor the whereabouts of public buses on their smartphone should be available by 4th quarter 2016 in Greater New Haven. It is already in use in the Greater Hartford region. Officials expect to increase ridership by approximately 40% (based on results from other cities) with the advanced technology.

Goal 2: Infrastructure

Objective 5: Roadways & Bridges



Photo: Parsons Brinkerhoff

Ensure adequate investment in the region's roadways and bridges to maintain current infrastructure, improve safety and reduce traffic congestion. More specifically, this goal focuses on the state-of-good repair projects and new investments which directly support economic development and job growth.

Highway and Bridge Capital Funding

FY 2014: \$988 million

FY 2013: \$903 million

Total Vehicle Miles Traveled

2014: 31.1 billion

2010: 31.3 billion

Licensed Drivers

2014: 2.5 million

2010: 2.9 million


http://www.ct.gov/dot/lib/dot/documents/dcommunications/2015_ct_fastfacts_final.pdf

Actions

In February 2015 Governor Malloy released a 30-year, \$100 billion transportation plan that included a five-year, \$10 billion buildup to get the projects started. However, the revised FY17 budget decreased the funds available for the program and the feasibility for the 5-year start up (focusing on planning) is in jeopardy.

Goal 2: Infrastructure

Objective 6: Telecommunications



Ensure that the entire region has adequate infrastructure to support 21st century communications and information systems, in order to benefit economic growth and business development.

The Information Technology & Innovation Foundation's The 2014 State New Economy Index ranked Connecticut #4 in Broadband Communications (a weighted measure of broadband adoption by individuals and average download speed).
<http://www2.itif.org/2014-state-new-economy-index.pdf>

Pending the 2016 report, there is evidence that Connecticut is not keeping pace with other states.

Actions

- New Haven Mayor Toni Harp, mayors throughout Connecticut and State officials kicked off program to make Connecticut the first Gigabit state in late 2014 and the project continues to move forward.
- Connecticut Frontier community event: Fiber is the Future
- Centerplan's College & Crown Development Leverages XFINITY's Advanced Communities Network to Deliver Gigabit-Speed Solutions, Customized Video Packages and Wi-Fi Over Fiber or Coax.

Goal 2: Infrastructure

Objective 7: Energy Infrastructure



During 2015 major efforts to reduce energy consumption in the region and state continued through use of **comprehensive energy efficiency efforts** as well as statewide policy to promote **conversion from oil and other fossil fuels to natural gas** and increasing the use of **alternative sources of energy using wind, solar and fuel cells**. The nature of energy production and distribution within CT and globally are rapidly changing in large part to advances in technology especially alternate energy sources and government policies that are aimed at reducing use of fossil fuels

The regions energy utilities, the United Illuminating Company (UI), Southern CT Gas Company, Eversource and the Wallingford Electric Division are each actively involved in carrying out the CT Comprehensive Energy Strategy initiated by the State in 2013. In 2015 approximately 981,000 households and 6,200 businesses took part in energy efficiency measures that resulted in almost \$1 billion dollars in lifetime savings for consumers.

That same Energy Strategy called for the conversion of 280,000 heating customers statewide to natural gas over a 10 year period. At the end of 2015 approximately 58,000 conversions took place over a three year period. During that same time over 230 miles of local gas mains have been added throughout the state to open up access to numerous towns and portions of towns that lacked gas mains. Both because of lower cost and domestic availability of natural gas and the regulatory efforts to reduce coal and oil fired electric generating plants there has been an increase in demand in the Northeast for natural gas. This has initiated proposals for new multistate pipelines to increase capacity to the region but environmental regulations and opposition from environmentalists have slowed or stopped several projects.

United Illuminating, now a part of a larger national energy company AVANGRID, is actively involved in efforts to integrate new renewable or distributed energy into the regional electric distribution system. Distributed energy resources are smaller power sources like solar, wind and fuel cells that can be aggregated to provide power necessary to meet regular demand and offer alternatives to the traditional large central electric power resources. In February of 2016 they submitted five pilot projects to the state Department of Energy and Environmental Protection.

The region has seen significant growth in the use of alternative energy sources including:

- * a proposed state of the art micro-grid using a fuel cell in Woodbridge that will generate clean energy and ensure that critical municipal facilities have reliable power;
- * Greenskies Renewable Energy of Middletown has entered into agreements with North Haven for a 311-kilowatt solar array at its former landfill, a 1.1 megawatt system in Meriden and a 1.4 megawatt system in Clinton.

Goal 2: Infrastructure

Objective 8: Water Infrastructure



Encourage exploration of regional funding mechanisms to support water main extensions for new industrial and commercial customers, for interconnections between water utilities, and to help fund water infrastructure needs of the region.

Output Measurement

Proposed:

1. Number of new interconnections
2. Identification of industries who are water-use intensive
3. Heavy use water industries attracted to service area
4. Building infrastructure to meet future needs

Lead Implementer: RWA

Implementation Team: only RWA at this time; propose adding Connecticut Department of Public Health

Progress:

1. Number of new interconnections

Work has continued on two emergency interconnections.

The work on the 1 million gallon per day (MGD) emergency interconnection with the Town of Wallingford is proceeding. The project had to be re-designed and re-approved after high bids were received in July of 2015. As a result, a significantly down-scaled project is now proposed. The newly-proposed project should be completed by May 2017.

The project with the Town of Southington is in the agreement phase. The goal is to have an executed agreement with Southington by June 2016 for a 1 MGD emergency interconnection. It is anticipated that the interconnection will be in place by May 2017.

2. Identification of industries who are water-use intensive

A. In 2014 RWA agreed to work with Sacred Heart MBA students as part of their capstone MBA projects. We hosted three groups whose goal was to build on the prior student project to identify the water intensive industries we could attract to the RWA's district, our competitive advantages and the companies we could contact. The end result of these studies was the conclusion that RWA reach out to craft breweries and soft drink manufacturing, specifically west coast craft breweries and the Dr. Pepper

Goal 2: Infrastructure

Objective 8: Water Infrastructure

Snapple Group because they present the best opportunities for both parties to benefit from developing a strong supplier-consumer relationship. The studies also noted that the findings indicate New Haven County cannot support or attract sizable companies in the semiconductor, medical device, food, tea-and-coffee industries."

B. We contracted with BlaneCanada in 2014 to conduct basic industry research, site selection criteria, identify individual companies, refine marketing messages, select media and build a coordinated approach to maximize reach and generate leads. They are also identifying a select a group of competitive states/regions benchmarks to identify the region's competitive advantages and weaknesses.

Phase I of the research has been completed and accomplished the following:

- Identified water intensive industries
- Compiled a comparative analysis of other "water rich" U.S. municipalities
- Provided observations of site-selection criteria and compared Connecticut to other regions

Next Steps:

- Complete site selector calls
- Implement a marketing strategy
- Define a long-term vision and regional brand

3. Heavy use water industries attracted to service area

No water intensive use industries have been attracted to, or relocated to, RWA's service area.

4. Building infrastructure to meet future needs

Each year RWA strengthens its infrastructure through capital and maintenance related projects to ensure that we meet the region's water needs. One area we are examining for increasing capacity to is the Route 10 corridor. We believe that the Route 10 corridor has a high potential for additional industrial and commercial development.

Goal 3: Business Development & Enhancement

Objective 1: Regional Business Assistance Program



Develop and implement an effective regional business assistance and retention strategy by 2014 to help existing businesses grow or remain in the region.

- Ongoing process with implementation teams and CT DECD
- Coordinated tradeshow and conference representation with other state economic development entities
- REX Regional "Buy Local" purchasing initiative is being implemented at Yale University and Yale-New Haven Hospital. We are looking to expand the program to include additional vendors and organizations.
- The City of New Haven and Project Storefronts launched the "Made in New Haven" initiative to allow New Haven manufacturers/entrepreneurs to brand their products with the Made in New Haven logo.
- Conference and tradeshow follow-up
 - American Bus Association (ABA)
 - American Hotel & Lodging Association (AHLA) @ HX: The Hotel Experience
 - American Hotel & Lodging Association (AHLA) Legislative Summit
 - Big Connect
 - Bio International Convention
 - BioMed
 - CT Conference on Tourism
 - Discover New England (DNE)
 - Eastec
 - GNHCC Business Expo
 - Hannover Messe
 - Innovation Summit
 - International Council of Shopping Centers (ICSC)
 - Manufacturing for the Future
 - MD&M
 - Metro-North Getaway Day
 - National Tour Association (NTA)
 - Startup Weekend
- Ribbon-cuttings/Press Conferences/Groundbreakings: 27
- Invited tourism partners to participate in Metro-North Getaway Day at Grand Central Station, NYC
- Alexion Employee Fair
- Fresh Market Career Open House
- The Day (and theday.com) contacted Visit New Haven about a special holiday section devoted to the holidays in downtown New Haven. We partnered with Market New Haven and Yale University Properties to provide guidance on potential topics, though not specific copy.
- REX Sector Roundtable: Craft Breweries. Nearly 20 breweries participated in the roundtable on November 2nd. Utilities, DECD and CIC also attended. Attendees were very pleased to have the opportunity to openly discuss issues with REX; follow up will include solutions to regulatory and expansion concerns.
- REX Technology Sector Roundtable: Fiber Optic Infrastructure

Goal 3: Business Development & Retention

Objective 2: Entrepreneurs & Startups

To review the Short Term/Immediate Actions Items in the 2013 report and their current status:

- Initiate and develop all Grid programs to be successfully launched
All programs that were proposed as part of the CTNext initiative in 2012 were launched by September 2013.
- Continue to market the Grid program
The various programs falling under the Grid umbrella have continued to be marketed by EDC-NH and other partners.
- Identify additional support and collaboration among all assistance programs, to include angel, venture and seed capital investments
EDC-NH continues to play a central connecting role amongst various entrepreneurial assistance programs in the region, while being the primary link between new startups and venture firms/angel investors.
- Study the need for additional incubators throughout the region and coordinate collaboration among existing incubators/accelerators
As a result of ongoing study, focus since 2013 has been on fostering co-working spaces rather than incubators/accelerators. Additional co-working facilities in region include Guilford Coworking in Guilford and Hubcap in Wallingford.
- Prepare master list of all services available to entrepreneurs in the region
Pending
- Coordinate technology commercialization programs in the region

A group comprised of the Deans of the Engineering Schools across the state began to meet to coordinate efforts beginning in 2014.

In June 2015, EDC/REX reviewed the Action Items under this Objective, and issued a new set of Short Term/Immediate Action Items

- Continue to support high potential, Stage 2 companies in the region
EDC/REX and other ecosystem partners have spent an increasing share of time and effort on supporting Stage 2 companies since 2014. Companies which have received assistance from an economic development entity and have experienced significant growth (i.e., more than doubled in headcount) include Continuity, Square 9, SeeClickFix, and Clarity Software
- Continue to serve as primary advisor to entrepreneurs launching new ventures in the region; connect them with relevant programs and resources
EDC-NH continues to play this role in the ecosystem.
- Work with partners to increase venture capital activity in region; study the feasibility of a Spring event to connect startups and investors in New Haven
Pending
- Study the need for a dedicated Software Institute to offer instruction in software skills, while helping to develop any course offerings at local institutions
Worked closely with Gateway CC to design and launch an intensive web development certificate program which commenced January 2016. GWCC plans to dramatically expand course offerings in the software development space in the second half of 2016.

Goal 3: Business Development & Enhancement

Objective 3: Small Business Development



Increase collaboration and connection of small businesses in the region, and work to provide needed assistance, training and support to small businesses throughout the region, including the creative economy.

- Ongoing process with implementation teams and CT DECD
- Coordinated tradeshow and conference representation with other state economic development entities
- Working to establish New Market Tax Credit and EB-5 programs
- Presented Regional Economic Outlook to community groups
- REX Regional "Buy Local" purchasing initiative is being implemented at Yale University and Yale-New Haven Hospital. We are looking to expand the program to include additional vendors and organizations.
- The City of New Haven and Project Storefronts launched the "Made in New Haven" initiative to allow New Haven manufacturers/entrepreneurs to brand their products with the Made in New Haven logo.
- Conference and tradeshow follow-up
 - American Bus Association (ABA)
 - American Hotel & Lodging Association (AHLA) @ HX: The Hotel Experience
 - American Hotel & Lodging Association (AHLA) Legislative Summit
 - Big Connect
 - Bio International Convention
 - BioMed
 - CT Conference on Tourism
 - Discover New England (DNE)
 - Eastec
 - GNHCC Business Expo
 - Hannover Messe
 - Innovation Summit
 - International Council of Shopping Centers (ICSC)
 - Manufacturing for the Future
 - MD&M
 - Metro-North Getaway Day
 - National Tour Association (NTA)
 - Startup Weekend
- Ribbon-cuttings/Press Conferences/Groundbreakings: 27
- Collaborating with the Community Foundation for Greater New Haven for a potential Bioscience Conference in Spring 2017
- Connecticut Innovations awarded My Gene Council of North Haven \$500,000 for continued work in the bioscience cluster
- Meeting with Rep. Jim Himes building Connecticut Innovation Ecosystem
- Nearly 100 companies showcased their products/services at the 2015 CTC Innovation Summit
- Hosting NEDA (Northeast Economic Development Association) Annual Conference in September 2016

Goal 3: Business Development & Enhancement

Objective 3: Small Business Development

- Attended the NHMA Meeting on Global Impacts on CT Manufacturing Panel
- Vetting two proposed hotel development projects
- UIL Holdings presented two events on Cool Communities: Innovations in how we live, work & play - helping communities to thrive (October 2015 and May 2016)
- REDFO Subway® presentation on franchise opportunities, with special opportunities for veterans
- GNHCC/CERC Economic Development 101 course being rolled out to each municipality
- Participated in the Step Up Program at Gateway Community College to educate small business owners about available assistance programs
- Met with AE Herman regarding personality software to align employees with the correct jobs with appropriate support
- VNH hosted Condor Air/Travel to promote service from Frankfurt to Providence to South Central Connecticut
- VNH hosting FAM Tour for 30 members of National Association of Career Association with Brand USA

Goal 3: Business Development & Enhancement

Objective 4: Expand Global Opportunities



Support and develop new opportunities for business to access expanded markets.

- Attended Hannover Messe Manufacturing Tradeshow in Germany. Lead generator scheduled appointments with 17 companies. Debrief with Commissioner Smith of DECD to be scheduled as DECD and REX/City of New Haven met with different companies.
- Meetings in Montréal, Canada to explore opportunities
 - Notman House, Montréal's Technology Hub and home of the web (notman.org)
 - Meet with Global Cultural Districts Network (GCDN), a federation of global centers of arts and culture that fosters co-operation and knowledge-sharing among those responsible for conceiving, funding, building, and operating cultural districts and/or clusters with a significant cultural element.
 - Meeting with the Mayor of Montréal
 - Presentation of the City of Montréal Economic Development Strategic Plan (major projects)
 - Meeting with The Life and Health Technology Cluster (Montréal-invivo.com)
 - Meeting with Montréal Urban Development Director and Work Live and Play (discussion about cities new urban development projects)
 - Visit of the Environmental Complex of Saint-Michel (formerly a quarry and is now the home of an indoor soccer complex and trails)
- Discover New England Tour Operator Summit to attract visitors from the UK and Germany
- Scheduling roundtable discussion to re-establish a foreign trade zone for the region in collaboration with the US Dept. of Commerce.

Goal 4: Workforce

Objective 1: Support Incumbent Workforce Training



Support the need for additional annual funding, mergers or additional training programs for Incumbent Worker Training, to maintain or exceed the \$1,000,000 (\$1.82/capita in region) threshold per year.

We have continued to support Incumbent Worker Training funding at the State and Federal Levels.

1. The new WIOA Legislation allows for IWT and we have incorporated the activity into our new strategic plan. At this time, we do not have final regulations and recently received our allocation, but expect additional in the fall.
2. Additionally, we plan to apply for National Emergency Grant funding to support IWT as a layoff aversion strategy. Again, no specs but this should occur when the feds release the funds for that funding stream in June, with an October/November start date.
3. We currently support IWT in both our federal Ready to Work (USDOL) and our newly-launched Health Career Advancement Project (HHS). These funds are more geared to the individual attaining new skills, and are not company-based.
4. Additionally, the CT Department of Labor remains the recipient of Incumbent Worker Training funds, as well as the Manufacturing Innovation Funds. The local CTSDOL staff keep the regional Business Services representatives apprised of their efforts and will continue accept referrals of eligible businesses in the region.

Goal 4: Workforce

Objective 2: Align Education to Business Growth




Work with State to build collaboration among public and private sector partners to engage in discussion of critical school-to-work issues, and grow STEAM (Science, Technology, Engineering, Arts and Mathematics) related education at all levels.

Higher Education partners have been extraordinarily responsive to the needs of the business community and have created the following programs to bridge the gap between available labor force and business needs.

- The Memorandum of Understanding was signed by Southern Connecticut State University and the City of New Haven that outlines a partnership and bio-path leading to internships, industry engagement and four new academic programs: (1) a new biotechnology degree; (2) a chemistry degree/biotechnology minor; (3) a biotechnology concentration which can be attached to all STEM degrees offered at SCSU; and (4) post graduate certification programs to support the existing workforce.
- Gateway Community College worked with economic development and industry experts to create a Web Development Certificate program.
- Quinnipiac University announced a new School of Engineering.
- SCSU, Gateway Community College and Regional Water Authority collaborate to offer public utility education certificate
- SCSU Presentation—Travel and Tourism: Principles and Practices Course
- Presentation at Conte West 7th grade class regarding careers in tourism with a field trip to the New Haven Information Center to display their final project about tourism
- NHMA: Platt Technical High School students demonstrate skills for local manufacturers

Goal 4: Workforce Enhancement & Housing

Objective 3: Support Community Colleges & High School Technical Programs



NHMA Workforce Enhancement Committee

The Committee will represent, inform, advocate, educate, and collaborate with those entities and persons who have an impact on the creation, maintenance, enhancement, and certification of critical skill sets needed to ensure manufacturing success and growth in Connecticut.

The Committee's 3 specific objectives are:

- Endeavor to ensure the new workers entering the market place have the requisite skills and certifications to be employable and successful
- Provide avenues and networks so that incumbent workers and unemployed workers are able to obtain sufficient training as to improve their employability and job retention skills
- Establish the requisite networks that will enable NHMA to have an effect on education K- 16, skills acquisition and certification policies and programs recognizing the needs of a diverse manufacturing community

Focus Areas:

- Experiential/Kinesthetic Learning
- Advanced Skills Talent
- Incumbent and Job Seeker training
- Lobbying and other forms of participation in private and public sectors

Future Goals:

- Create a policy regarding educational institute support at the NHMA Annual Meeting
- Develop closer working relationship with legislators
- Seek new and novel programs to enhance teacher preparation in STEM areas
- Provide an information clearinghouse regarding skill set acquisition, maintenance and certification opportunities.
- Continue to support new initiatives with the New Haven and Bridgeport schools
- Support and grow the NHMA Workforce Enhancement Education Foundation
- Partner with SCSU to hold a Workforce Skills Enhancement Conference 2016
- Continue to support relationship with Quinnipiac University
- Investigate the restructuring of the Workforce Enhancement Committee into specific operating cells with distinct responsibilities
- Determine options to enable the Workforce Enhancement Committee to become budget neutral

Goal 4: Workforce

Objective 4: Educate Primary/Secondary Students on Cluster Industries and Entrepreneurship



Initiate and utilize regional and state programs to educate primary and secondary students on real world work experience, including updating and introducing curriculum and internships.

- SCSU Presentation—Travel and Tourism: Principles and Practices Course
- Presentation at Conte West 7th grade class regarding careers in tourism with a field trip to the New Haven Information Center to display their final project about tourism
- NHMA: Platt Technical High School students demonstrate skills for local manufacturers

Goal 4: Workforce

Objective 5: Retain and Attract Young Professionals



Build upon and promote existing regional young professional organizations and work to develop additional programs, policies and mentorships to attract and retain young professionals to the excellent quality of life in the New Haven region.

- Distributed applications to Municipal Economic Development staff and commissions for Economic Development Internship Program. Six municipal applications were received. Internship will include a session on the advantages of living in the region.
- We are working with partners to develop programs to provide necessary skills to match the open positions. Creating job opportunities is the first step to retaining our youth.
- Many Millennials prefer working and living downtown, without the need for a car. New Haven has 2000 apartments in the pipeline (downtown New Haven has had a 98% occupancy rental rate for many years). In addition, cities and towns along the New Haven-Hartford-Springfield line are creating vibrant downtowns to attract younger adults.

Goal 4: Workforce

Objective 6: Workforce Housing



Improve the amount and diversity of workforce housing by offering design and policy resources to the region's communities to help them address the region's critical shortage of housing at price points for middle income families.

- Every community in our region is facing housing issues.
 - Retirees do not have options to downsize within their own communities. They either stay in a house that is larger than they need (which lowers the inventory of houses for families) or move to another state.
 - Families cannot afford starter homes as there is a very limited supply.
 - We have very little attainable housing for young people. Without the opportunity to develop ties to our region now, these people are unlikely to return when they are ready to have families.
- Insufficient attainable housing is resulting in an aging demographic, decreasing property values as some homes are falling into disrepair as their owners age and diminishing our ability to attract young people as there is not a critical mass of people their age or available jobs.

HousingInCT2015

The Latest Measures of Affordability

480

Chronically homeless individuals housed from Jan-Sept 2015.²

6th

CT's national ranking in median monthly housing costs.⁴

26%

Renters making less than 50% median income and spending more than half on housing.⁴

2nd

CT's ranking in income inequality among the 50 states.⁴

151

CT municipalities with Real Property Grand Lists that fell from 2008 to 2013.⁵

Housing in Connecticut in 2015 is a double-edged sword: muscular efforts by state leaders and housing advocates have produced measurable progress, but nagging housing price and supply problems continue to burden hundreds of thousands of households across the state.

The findings of *HousingInCT2015* are significant and sober. Gov. Malloy and the General Assembly are making nation-leading progress ending homelessness and building more affordable units:

- In 2015, Connecticut became the first state to end chronic homelessness among veterans,¹ a major step toward ending all homelessness among veterans.
- The number of households using emergency shelter has declined,² and the state has supported efforts to assist youth and rapidly re-house families experiencing homelessness and connect families exiting homelessness to secure jobs.
- Resources provided by Gov. Malloy and the General Assembly have resulted in thousands more affordable units today than five years ago in Connecticut.³

However, Connecticut housing costs continue to increase, remaining among the nation's highest.⁴ The supply of housing that is affordable and available to working-class households continues to fall well short of demand, particularly in locations where high-resource schools, jobs and abundant services are available.³

- As a result, half the state's renters and 34% of its homeowners remain "burdened" by housing costs, paying 30% or more of their income for housing,⁴ leaving little for necessities such as transportation, food, health care, etc.
- Without a steady supply of housing affordable to a spectrum of incomes, Connecticut's rising wealth disparity, the nation's second highest,⁴ is driving safe, secure homes out of the reach of more and more households.

Still, those findings should not be allowed to overshadow the state's notable successes. The story of Housing in Connecticut in 2015 is one of commitment, dedication and momentum.

HOMELESSNESS: MOMENTUM

There were many signs of progress this year:

- a 4% decline in households, an 11% decrease in the number of families and 12.5% decrease in children utilizing emergency shelters and transitional housing²;
- a new, regionalized Secure Jobs program that aims to connect people moving into housing with stable jobs and supports to maintain employment;
- a new statewide coordinated access system through the United Way's 2-1-1 call center and local Coordinated Access Networks for those needing emergency shelter; and
- coordination of data collection and analysis.

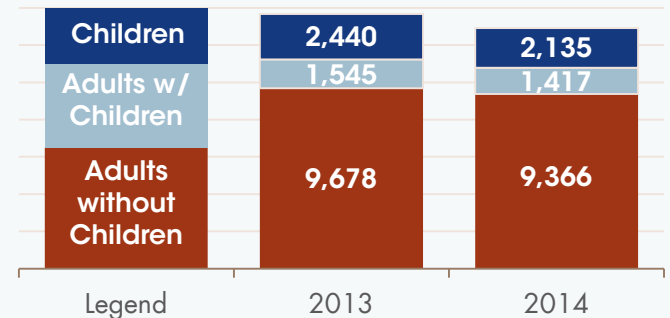
Service providers, housing advocates and state agencies are also participating in a collaborative effort to end chronic homelessness and homelessness among veterans through the national Zero:2016 initiative. Connecticut's first step in achieving these goals was realized in August 2015 when the federal government declared Connecticut the first state to end chronic homelessness among veterans.¹ Because of these focused efforts, veterans who have experienced chronic homelessness now have housing or are on a path to permanent housing.

Collaborative efforts are also underway through Zero:2016 to end all chronic homelessness in the state. Using data gathered by local communities and service providers, it is estimated that approximately 1,100 chronically homeless individuals will need to be housed by the end of 2016.² As these individuals are housed - 480 were housed from January through September² - communities are building systems to meet future needs, with state and federal agencies providing significant resources.

A statewide action plan to end youth homelessness also was announced in the spring of 2015. This followed on the heels of the implementation of Connecticut's first count of homelessness among

While 5% fewer people used emergency shelter and transitional housing in 2014 compared to 2013, significantly high numbers of men, women and children continue to experience homelessness in Connecticut.

Number of People Experiencing Homelessness Served by Transitional Housing and Emergency Shelters in Connecticut, 2013 & 2014



Source: CT Homelessness Management Information System Data, provided on the federal fiscal year.

youth, which indicated that approximately 3,000 under 25 years old experience homelessness or housing instability each year.²

AFFORDABILITY: PROGRESS, CHALLENGES

The unprecedented support for affordable housing creation provided by Gov. Malloy and the General Assembly has resulted in thousands of new affordable units, with a focus on both large cities and smaller towns seeking to broaden their stock of affordable choices. Many more units are being built that are walkable to amenities and close to transit, increasing access to employment and opportunity. Including affordable units into market rate developments furthers economic integration and capitalizes on market demands for multi-family housing, the highest since 1987.

By November 2015, the Department of Housing had created 1,815 units, 1,176 of them affordable. Over the 4½ years of the Malloy administration,

90% of families who used emergency shelters and transitional housing in 2014 included a young child (0 to 5 years old) in the household.

Homelessness Among Families (Adults w/Children) in Connecticut, 2014

1,260 Families used emergency shelter and transitional housing

128 Families with child(ren) age 6+ only



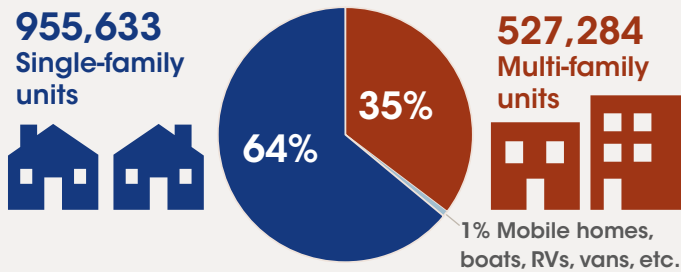
841 Families headed by someone 25+ years old with 0-5 year-old child(ren)

291 Families headed by 18-24 year-old with 0-5 year-old child(ren)

Source: CT Homelessness Management Information System

64% of the state's housing stock is comprised of single-family homes with 35% multi-family.

Single-Family and Multi-family Housing Units in Connecticut, 2014



Source: 2014 American Community Survey 1-Year Estimates

the Department has created 7,993 units, nearly all of them – 7,084 – affordable.³ The Department reported another 3,041 under construction, nearly 85% of them affordable, and continues to offer new funding from the \$184 million made available in the new biennial budget. The result has been an increase in affordable units statewide to 168,655, or 11.3% of all homes in the state.³

There remains more to do, however. Renters “severely burdened” by their housing costs – earning less than half the median income and spending more than half of that income on housing – remained dangerously high at 26% in 2013,⁶ leaving them one unplanned expense from homelessness. The share of all households “burdened” by their housing costs – spending more than 30% of their income on housing – remained at 37%, but burdened renters rose to 50% from 49% the previous year.⁴

Median home values remained the 8th highest in the nation, little changed at \$267,200,⁴ while median monthly housing costs remained 6th highest.⁴ Statewide, 10% of the housing stock is affordable in only 32 of Connecticut’s 169 municipalities³ and Connecticut’s “housing wage” – the hourly pay needed to afford a typical 2-bedroom apartment in the state – rose to \$24.29/hour in 2015 from \$23.02 a year before, the 8th highest in the nation.⁶

RENTAL HOUSING: CONTINUING DEMAND

The number of renting households grew to 455,778 in 2014 from 451,382 in 2013, although the percentage of households renting remained at 34%.⁴ In 2007, only 30% of Connecticut households rented.⁴ The average household size fell to 2.57 in 2014 from 2.6 in 2013,⁴ indicating that job creation and lower unemployment may be

influencing household formation and, as a result, greater demand for rental units across the state.

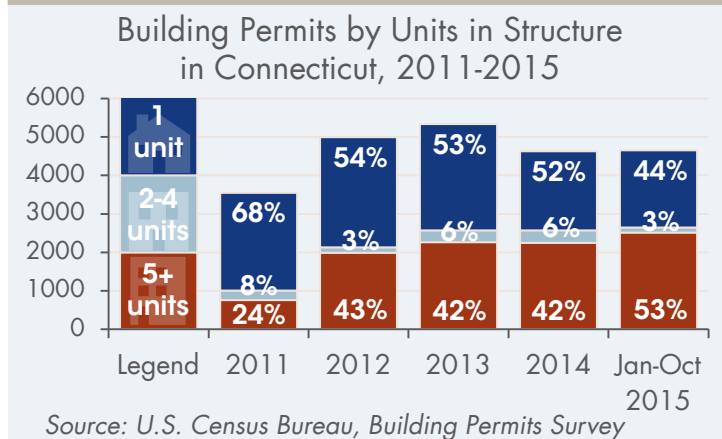
Rental unit construction also grew, with permits for multifamily units in buildings of 5 or more units nearly tripling between 2011 and 2014,⁷ reflecting a national trend the Commerce Department reported was the highest since 1987.

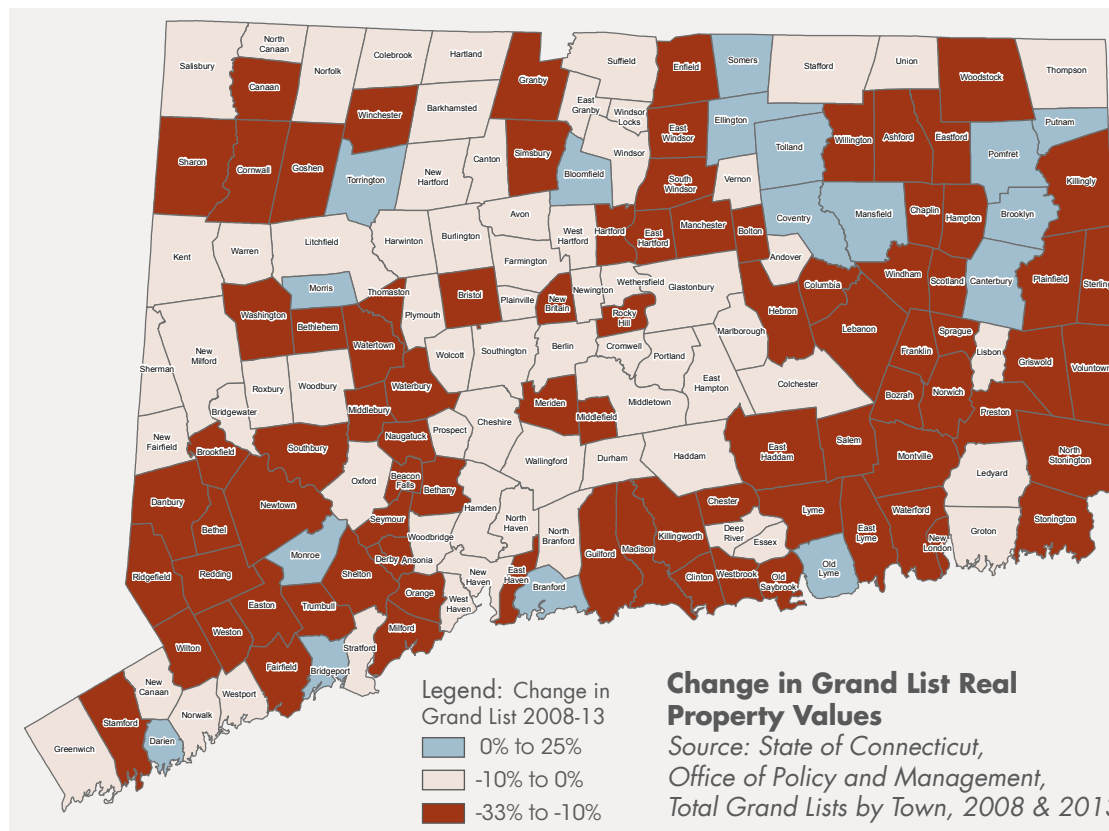
HOME MARKET: SALES UP, PRICES FLAT

Through two-thirds of 2015, the Warren Group reported modest monthly increases in sales, but flat or falling median prices. The number of sales through September was up 14.9% over the same period in 2014, but median sales prices were down 2.3%.⁸ Many municipal leaders, realtors and economists attributed the phenomenon to the increasing inclination of Baby Boomers to sell their homes to recover the equity needed to finance retirement. With a market mismatch – too many sellers, not enough buyers – homes were selling at lower prices.

The market is affected by the financial situation of Baby Boomers with insufficient retirement savings and Millennials - their children - having significant education debt and a disinclination to live in suburban single-family homes. CNBC reported in April that the Insured Retirement Institute found only 27% of Boomers were confident they will have enough money to last through their retirement, down from 33% a year ago, while 6 in 10 reported having no retirement savings at all. Meanwhile, the Wall Street Journal reported 2015 college graduates would have average loan debt of more than \$35,000, up from \$12,000 in 1995.

The housing market is changing, with the share of building permits for multi-family units growing from 32% in 2011 to 48% in 2014.





Real property grand lists - municipalities' total value of taxable real property - have fallen in 151 municipalities between 2008 and 2013,⁵ partly because of weakened demographic/ economic demand for the single-family homes that dominate the housing stock in most municipalities.

The Office of Policy and Management reported real property Grand Lists declined or stayed flat in 152 of 169 municipalities between 2008 and 2013, not keeping pace with rapidly increasing service costs and often necessitating budget cuts or mill rate increases.

INCOME INEQUALITY: WIDENING

Connecticut's income inequality, again second highest among the states, continued to widen.⁴ The Gini coefficient – where 0 signifies all have the same income and 1 indicates that a single person has all and everyone else has none – rose to 0.5005 in 2014 from 0.4994 in 2013, well above the national average of 0.4804.⁴ Meanwhile, the share of all income fell for the bottom 40% of Connecticut residents but rose for the top 60%.⁴

THE FUTURE: NEW NEEDS

Moving forward, there is opportunity for progress by investing in:

- Proven ways to end homelessness, such as permanent supportive housing.
- Creation of affordable homes in high-resource municipalities so households have more choices of communities that work best for their families.

- Expansion of Transit-Oriented Development efforts so all households can use mass transit to link to jobs, healthcare and other vital services.

The future of housing affordability will be dominated by the likely demand for smaller, denser, more affordable homes close to services, walkable to town center and near mass transit. The needs of aging Baby Boomers and their Millennial children, for this type of housing will likely have a decades-long impact. But the future will also be impacted by other factors: the state's ability to subsidize housing creation for low- and moderate-income residents, developers' ability to respond to the new housing market, and municipal leaders' ability to develop the capacity and consensus to plan, zone and build to meet those needs.

Sources

1. State of Connecticut Office of the Governor
2. CT Coalition to End Homelessness/CT Homelessness Management Information System
3. State of Connecticut Department of Housing
4. U.S. Census Bureau American Community Survey
5. State of Connecticut Office of Policy & Management
6. National Low Income Housing Coalition
7. U.S. Census Bureau Building Permits Survey
8. The Warren Group

Published December 2015

Goal 5: Real Estate, Land Use & Sustainability

Objective 1: Brownfields Redevelopment



Continue the existing REX Brownfields program and expand funding for assessment and redevelopment by 2017, as well as expanding regional brownfields programs to include additional funding and advocacy.

- Finalized 43-53 Atwater Brownfield assessment
- EPA Revolving Brownfield Loan Supplemental Award of \$250,000
- G. Kozlowski attended a mandatory National Brownfield Training Conference in Chicago
- 385 Putnam converted from Brownfield site to Putnam Place Apartments
- Expanded clean-up at 1 Church Street LLC, Branford

Goal 5: Real Estate, Land Use & Sustainability

Objective 2: Transit-Oriented Development & Smart Growth



Assist the region's communities in developing and implementing land-use policies that employ transit-oriented development and Smart Growth principles to meet local challenges and needs.

- M. Piscitelli and G. Kozlowski attended the Northeast Economic Development Association meeting in Syracuse.
- Supporting CT Rideworks GoNHGo initiative to encourage workers and residents to “think outside of the car”
- SCRCOG Presentation: CT Transit-oriented Development Fund by Andrea Pereira, Executive Director, Local Initiatives Support Corporation (LISC) and Diane Smith, Director of Research, Planning and Evaluation, CHFA
- SCRCOG's Regional Planning Commission: The South Central Regional Council of Governments (SCRCOG) coordinates the Regional Planning Commission (RPC), which has representation from each of the municipalities in the Region. Responsibilities of the RPC include review of Statutory Referrals for which advisory comments are prepared and forwarded to applicable municipalities. Statutory Referrals may include amendments to Zoning Regulation, Subdivision Applications, and Municipal Plans of Conservation and Development. Additional items which are reviewed during the RPC meetings are Open Space Grant Applications and Small Cities Community Development Block Grant Applications. For a complete list of regulations and plans that the Connecticut General Statutes (CGS) requires the RPC to review please see the Statute Matrix. The Commission meets on the second Thursday of each month and reviews the referrals based on inter-municipal and environmental impacts.
- SCRCOG's Transportation and Transportation Technical Committee: The Transportation Committee is comprised of six chief elected officials. This committee recommends key transportation planning and programming proposals for adoption by the SCRCOG Board. The committee meetings allow a more intensive review of proposals than possible at the monthly SCRCOG Board meetings. The Transportation Technical Committee Members are appointed by their chief elected officials. These fifteen members are comprised of municipal engineers or planners. The Transportation Technical Committee meets jointly with the Transportation Committee to allow the elected officials on the Transportation Committee to interact with SCRCOG staff, State personnel, transit operators, and other interested persons to make more informed recommendations to the SCRCOG Board.
- Executive Director Amento reported that the SCRCOG Regional TOD Study has been completed and copies of the study were distributed to the members.

Goal 5: Real Estate, Land Use & Sustainability

Objective 3: Integrate Arts, Culture and Preservation with Economic Development



Promote community and neighborhood revitalization through artistic, cultural or creative policies, to include the reuse of existing sites, buildings or vacant lots for arts and cultural purposes (i.e. temporary public art).

Non-profit Arts and Culture

Funding for non-profit arts organizations has continued to decline, stifling their growth and destabilizing the industry. State funding was cut 10% for FY16 and those cultural organizations with line items endured three mid-year rescissions, diminishing funding even further. The City of Meriden cut its arts funding (used for grants to cultural organizations) by 30%. On the positive side, the City of New Haven increased its community arts grants which enabled them to give larger grants (up to \$5,000) to more organizations. A recent study commissioned by the Community Foundation of Greater New Haven, found that the major arts and culture organizations in New Haven are undercapitalized. The Foundation is working on a new arts strategy to address the financial needs of the sector.

The Arts Council of Greater New Haven is participating in Americans for the Arts' Arts and Economic Prosperity Study, a nationwide study of the economic impact of the arts. For the first time, we will generate a report on the economic impact of the arts in the greater New Haven region. Data collection will take place throughout 2016, with a regional report expected in mid-2017.

Collaboration

Charrette

In partnership with the Connecticut Office of the Arts, the Arts Council of Greater New Haven hosted an event focused on imagining the future of the arts in our area that will help shape the state's cultural strategy. Representatives of all stakeholders involved in creating or promoting arts and culture in the region were invited to participate in this engaging, interactive session.

Updates on New Projects

Ball & Socket Arts, Cheshire

This former factory will be renovated and repurposed as a mixed use arts center. The organization received funding from DECD for cleanup of the site. Cleanup, including removal of asbestos insulation and other hazardous material within the buildings, will not compromise the existing historic structures. Last summer, the organization ran a pop up exhibit in a nearby garage. This spring, a public art piece will be installed on the exterior of one building.

Legacy Theater, Branford

A non-profit group purchased the former puppet theater in 2012 with the intent of creating a small theater. The Stony Creek Association (SCA), representing some of the neighbors of the Puppet House, have filed a suit against Branford's Zoning Board of Appeals and its decision to uphold a "fit-up" application for the Puppet House. Neighbors are concerned about the impact on septic systems, parking, and other issues.

Goal 5: Real Estate, Land Use & Sustainability

Objective 3: Integrate Arts, Culture and Preservation with Economic Development

Madison Cultural Arts Center

Plans for a new Madison Cultural Arts Center are proceeding. The project will rehabilitate the 94-year-old Academy School and transform it into a cultural center for the arts. The Shoreline Arts Alliance, which has entered into a lease with the Town of Madison received a \$125,000 grant from the state as seed money for the project, has selected an architecture firm to develop plans. Several new creative job training program facilities have opened:

Job Training

Several new creative job training facilities have opened including:

ConnCAT (Connecticut Center for Arts and Technology) opened a new Culinary Arts facility this spring. The ConnCAT Culinary Arts Training Institute employs a comprehensive 11-Month training/certificate program for unemployed/underemployed adults who reside in Connecticut. This program is designed to fulfill the market demand for trained culinary staff in the food service industry. Graduates will have the skills and certification for various foodservice positions in hospitals, restaurants, hotels, casinos, country clubs, assisted living facilities, cruise ships, schools and university.

Marrakech's East Street Arts introduced a newly renovated and expanded arts building at 597 East Street in the Upper State Street district of New Haven. East Street Arts is dedicated to fostering the creation of art through artisan training programs, workshops and community interactions for persons of all abilities. The artists benefit from earned income opportunities while they show and sell their work in the attached retail and gallery space.

Vista Life Innovations

This shoreline organization providing training and employment placement for people with disabilities opened a new retail space in Madison. Located in the heart of downtown Madison, Creations employs a group of Vista members, and offers the beautiful work of more than 100 independent makers from the Northeast regions of the United States.

On the Horizon

On the for-profit side of the creative sector, plans for a new tech and innovation campus were announced. The project would transform an old state transportation center into an innovation hub complete with a beer garden and kayak launch and amphitheater, called "DISTRICT."

The state plans to transfer the property to the city, which in turn would transfer the property for \$1 to a development of young New Haven entrepreneurs. The state's contributing \$5.5 million to clean up contaminated soil — oil and petroleum from its days as a bus garage — on the site.

Goal 5: Real Estate, Land Use & Sustainability

Objective 4: Agriculture & Open Spaces



Encourage growth while maintaining or increasing agricultural production and open space preservation, to include at least 21% of the region's land area to be preserved as open space by 2017.

- SCRCOG Executive Director Amento reported that the Regional Recreational Trails Project was completed.
- The National Fish and Wildlife Foundation grant (\$700,000) will be completed in the fall.
- Nine opportunities for the utilization of green infrastructure to provide coastal resilience for shoreline communities have been identified and are being studied.
- 14 of the 15 SCRCOG municipalities are planning to participate in the update to the SCRCOG Multi-Jurisdiction Hazard Mitigation Plan. SCRCOG is compiling the last few letters of intent from participating municipalities before submission of the grant application.
- SCRCOG is partnering with the Regional Water Authority to submit a grant application to CIRCA's Municipal Resilience Grant Program for a study of the effects of climate change on public drinking water quality and supply in our region.

Goal 6: Funding & Implementation

Objective 1: Implementation Funding




Establish a multi-year funding commitment to support implementation of the Goals and Objectives of this Strategic Plan

- Continued private sector funding
 - United Illuminating
 - Southern Connecticut Gas
 - Yale University
 - Yale-New Haven Hospital
 - Frontier Communications
 - AT&T
- Continued SCRCOG municipal funding
- SCRCOG provided State Grant-in-Aid funding for three projects
- Established a matching provision with Yale University and Yale-New Haven Hospital for new funders
- Grant submissions
 - Regional Asset Mapping
 - Regional Food Incubator
 - Municipal Revenue Sharing Study
 - Community Foundation for Greater New Haven
- Maintained contract with the Connecticut Lodging Association
- Maintained contract with the Central Regional Tourism District
- Ad hoc funding for Hannover Messe Tradeshow
 - SCRCOG
 - Regional Water Authority
 - Greater New Haven Chamber of Commerce
 - Regional Water Authority
 - United Illuminating
 - Southern Connecticut Gas
 - Market New Haven
 - City of New Haven
- Participated in the Community Foundation for Greater New Haven Great Give

Goal 6: Funding & Implementation

Objective 2: Implementation Teams



Develop implementation teams and committees to supervise the implementation progress of these objectives over the next five years.

- Ongoing participation from regional partners.
- Individual team updates provided for the 2016 CEDS Update.
- Strategic Planning Committee will meet to review/update goals, objectives, teams, team leaders and outcome measures.
- Teams have shared information through various information channels. We can improve the structure of the process with greater oversight by the REX Development staff.
- Updated the format of the REX Executive Director Report to directly tie activities and information to the CEDS goals and objectives.